

**comer industries**  
gearboxes

09/14 EDITION

Profilo dell'azienda / *Company profile*

Pag.  
Page

7

Centro ricerche di mecatronica / *Mechatronics research center*

8-9

























Prodotti / *Products*

























10-11


































Applicazioni / *Applications*




































12-13




























### Dati tecnici / *Technical Data*


























	Tipo e codice Type & Code	Applicazioni Applications	Pag. Page
	<b>L-5A</b> code 104	 11.0 kW	14
	<b>LL-5L</b> code 104	 11.0 kW	15
	<b>LTV-14F</b> code 113	 29.4 kW	16
	<b>L-25A</b> code 124	 11.0 kW	17
	<b>L-25C</b> code 124	 11.0 kW	18
	<b>L-25J</b> code 124	 11.0 kW	19
	<b>LF-125J</b>	 29.4 kW	20
	<b>LF-32A</b> code 132	 44.2 kW	21
	<b>LF-139A</b>	 66.2 kW	22
	<b>LF-140J</b>	 44.0 kW	23
	<b>LF-149B</b>	 66.2 kW	24
	<b>L-150A/B L-150J</b>	 11.0 kW	25
	<b>L-150C</b>	 15.0 kW	26
	<b>LF-151A</b>	 35.3 kW	27
	<b>L-154J</b>	 19.0 kW	28




















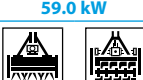
	Tipo e codice Type & Code	Applicazioni Applications	Pag. Page
	<b>LF-205J</b>	 29.4 kW	29
	<b>LF-211J</b>	 14.7 kW	30
	<b>LV-221F</b>	 33.0 kW	31
	<b>LV-221J</b>	 33.0 kW	32
	<b>LF-227J</b>	 55.9 kW	33
	<b>T-19</b> code 259	 24.3 kW	34
	<b>T-19I/H/L</b> code 259	 24.3 kW	35
	<b>TLZ-21J</b> code 261	 29.3 kW	36
	<b>T-22A</b> code 262	 72.1 kW	37
	<b>T-25J</b> code 265	 93.1 kW	38
	<b>TF-26A</b> code 266	 66.2 kW	39
	<b>T-27A</b> code 267	 30.9 kW	40
	<b>T-27J</b> code 267	 30.9 kW	41
	<b>TB-27C</b>	 40.5 kW	42
	<b>T-28J</b>		43
























	Tipo e codice Type & Code	Applicazioni Applications	Pag. Page
	<b>T-269A</b>	 77.3 kW	44
	<b>T-269B</b>	 73.6 kW	45
	<b>T-269B</b>	 73.6 kW	46
	<b>TL-269E</b>	 81.0 kW	47
	<b>TLZ-270J</b>	 47.8 kW	48
	<b>TV-274A</b>	  58.9 kW	49
	<b>T-276 A</b>	  73.5 kW	50
	<b>T-278A</b>	  40.5 kW	51
	<b>T-278D</b>	 44.2 kW	52
	<b>T-279A</b>	 73.6 kW	53
	<b>T-279D</b>	 73.6 kW	54
	<b>T-279D-J</b>		55
	<b>T-281A</b>	 16.9 kW	56
	<b>T-281J</b>	 16.9 kW	57
	<b>TL-281E</b>	 14.7 kW	58
	<b>TL-281E</b>	 9.6 kW	59
	<b>TF-285B</b>	 84.0 kW	60
	<b>T-290A</b>	  66.2 kW	51

	Tipo e codice Type & Code	Applicazioni Applications	Pag. Page
	<b>TL-290HD</b>	 	62
	<b>TL-290D</b>		63
	<b>T-292B</b>	 61.8 kW	64
	<b>TLZ-292A</b>	 61.8 kW	65
	<b>T-301A</b>	 103 kW	66
	<b>T-301B</b>	  110 kW	67
	<b>TV-301H</b>	 73.5 kW	68
	<b>T-304A</b>	  36.7 kW	69
	<b>T-305J</b>	 184 kW	70
	<b>T-310A</b>	  29.4 kW	71
	<b>TL-310D</b>		72
	<b>T-310J</b>	 29.4 kW	73
	<b>TP-310E</b>	 31.6 kW	74
	<b>T-311A</b>	 44.4 kW	75
	<b>TL-311D</b>		76
	<b>TP-311E</b>	 41.9 kW	77
	<b>T-311J</b>	 44.4 kW	78
	<b>T-312A</b>	 63.7 kW	79

















	Tipo e codice Type & Code	Applicazioni Applications	Pag. Page
	<b>TL-312ALL</b>		80
	<b>TL-312A</b>	 53.7 kW	81
	<b>TL-312D</b>		82
	<b>TP-312E</b>	 55.9 kW	83
	<b>TP-312F</b>	 55.9 kW	84
	<b>T-313J</b>	 63.7 kW	85
	<b>L-318J</b>	 20.0 kW	86
	<b>L-319J</b>	 6.8 kW	87
	<b>L-320A</b>	 33.0 kW	88
	<b>L-323J</b>	 14.0 kW	89
	<b>L-324J</b>	 6.0 kW	90
	<b>T-329D</b>	 121 kW	91
	<b>T-331A</b>	 177 kW	92
	<b>T-332A</b>	 184 kW	93
	<b>T-334D</b>	 46.0 kW	94
	<b>FR-507</b> code 507	 36.0 kW	95
	<b>FR-522</b> code 522	 36.0 kW	96
	<b>FR-567</b>	 36.0 kW	97

	Tipo e codice Type & Code	Applicazioni Applications	Pag. Page
	<b>FR-588</b> code 588	 53.0 kW	98
	<b>A-1A</b> code 600	 11.8 kW	99
	<b>A-1B</b> code 600	 9.6 kW	100
	<b>A-3A</b> code 602	 22.1 kW	101
	<b>A-4A</b> code 602	 62.6 kW	102
	<b>A-4F</b> code 603	 55.0 kW	103
	<b>A-16A</b> code 615	 62.6 kW	104
	<b>A-20A</b> code 620	 55.2 kW	105
	<b>A-623A</b>	 11.0 kW	106
	<b>A-624A</b>	 31.6 kW	107
	<b>A-624B</b>	 30.0 kW	108
	<b>A-624C</b>	 30.0 kW	109
	<b>A-624E</b>	 30.0 kW	110
	<b>A-624F</b>	 30.0 kW	111
	<b>A-629A</b>	 110 kW	112
	<b>A-640A</b>	 91.9 kW	113
	<b>A-649A</b>	 44.0 kW	114
	<b>N-669A</b>	 115	115












	Tipo e codice Type & Code	Applicazioni Applications	Pag. Page
	<b>N-673J</b>	 55.0 kW	116
	<b>NV-676A</b>	 60.0 kW	117
	<b>T-698A/B</b>	 40.4 kW	118
	<b>N-2A</b> code 699	 23.5 kW	119
	<b>MZ-1A</b> code 701	 29.4 kW	120
	<b>MZ-2A</b> code 702	 51.5 kW	121
	<b>MZ-3A</b> code 703	 80.9 kW	122
	<b>D-7A</b> code 707	 21.7 kW	123
	<b>D-7B</b> code 707	 21.7 kW	124
	<b>D-16</b> code 716	 21.7 kW	125
	<b>D-21A</b> code 721	 41.2 kW	126
	<b>D-21B</b> code 721	 41.2 kW	127
	<b>D-21D</b> code 721	 41.2 kW	128
	<b>D-27A</b> code 727	 22.1 kW	129
	<b>D-27B</b> code 727	 22.1 kW	130
	<b>D-732A</b>	 59.0 kW	131
	<b>DP-732A</b>	 59.0 kW	132
	<b>DV-733F</b>	 132.5 kW	133

	Tipo e codice Type & Code	Applicazioni Applications	Pag. Page
	<b>D-741A</b>		134
	<b>D-742</b>		135
	<b>D-743</b>		136
	<b>D-744</b>		137
	<b>D-745</b>		138
	<b>D-761</b>	 47.8 kW	139
	<b>OS-784</b>		140
	<b>K-789A</b>		141
	<b>K-791A</b>		142
	<b>K-792A</b> code 5351		143
	<b>K-794A</b>		144
	<b>K-795A</b>		145
	<b>K-799A</b>		146
	<b>MV-814F</b>	 51.5 kW	147
	<b>MV-817F</b>	 70.0 kW	148
	<b>MZ-817F</b>	 80.9 kW	149
	<b>MV-819F</b>	 70.0 kW	150
	<b>DZ-821F</b>	 95.6 kW	151



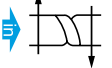


**IT SIMBOLOGIA**


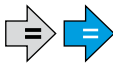
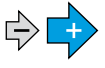
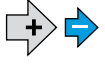



	Tipo e codice Type & Code	Applicazioni Applications	Pag. Page
	<b>MV-824F</b>	 95.5 kW	152
	<b>MV-826F</b>	 147 kW	153
	<b>OS-861</b>		154
	<b>FR-3</b>	 	155
	<b>C-3A</b>	 92.0 kW	156
	<b>A-613R</b>	 132.3 kW	157
	<b>MR-90</b> code 95090	 62.6 kW	158
	<b>PGA-1202</b>		159
	<b>PGA-1602</b>		160

**EN SYMBOLS**

	Tipo e codice Type & Code	Applicazioni Applications	Pag. Page
	<b>PGA-1602</b>		161
	<b>PGA-1603</b>		162
	<b>PGA-1603</b> Hydraulic motor		163
	<b>PGA-2503</b>		164
	<b>PGA-2503</b> Hydraulic motor		165
	<b>PGA-3003</b>		166
<b>Dimensioni Profili Scanalati / Grooved Splines Dimensions</b>			167

**LEGENDA - LEGEND**

	Giri in entrata Input r.p.m.
	Potenza in entrata Input power
	Momento torcente in entrata Torque input
<b>i</b>	Rapporto Ratio
	Albero di entrata Input shaft
	Momento torcente in uscita Output torque

	Tipo di montaggio Gear Arrangement
	Rinvio Bevel gear unit 1:1 ratio
	Moltiplicatore Speed increasing unit
	Riduttore Reduction gear unit
	Quantità lubrificante Oil (or grease) quantity
	
	Peso Weight

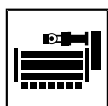
## APPLICAZIONI VARIE - MISCELLANEOUS APPLICATIONS



Applicazioni varie  
*Miscellaneous applications*

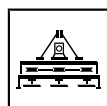
0.00

## MACCHINE PER LA PREPARAZIONE DEL TERRENO - MACHINERY FOR LAND PREPARATION



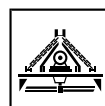
Trincias tocchi  
*Flail mowers*

1.01



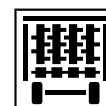
Falciadistruggierba  
*Rotary mowers*

1.02



Decespugliatrici  
*Rotary cutters*

1.03



Spandiletame  
*Manure spreaders*

1.04



Decespugliatori idraulici  
*Hydraulic cutters*

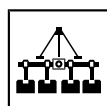
1.05

## MACCHINE PER LA LAVORAZIONE DEL TERRENO - MACHINERY FOR SOIL TILLAGE



Zappatrici - Fresatrici  
*Rotary tillers*

2.01



Zappatrici multiple  
*Multiple rotary tillers*

2.02



Ercipi rotanti  
*Vertical tillers*

2.03



Trivelle  
*Post hole diggers*

2.04

## MACCHINE PER IL TRATTAMENTO DELLE COLTURE - MACHINERY FOR PLANT AND CROP TREATMENT



Atomizzatori  
*Sprayers*

3.01




Spandiconcime  
*Fertilizer spreaders*

3.02



Pompe centrifughe  
per irrigazione  
*Centrifugal pumps  
for irrigation*

3.03



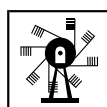
Irrigatori a bobina  
*Irrigation reels*

3.04

MACCHINE PER LA RACCOLTA, TRASFORMAZIONE E DISTRIBUZIONE DEL FORAGGIO  
MACHINERY FOR HARVESTING, PROCESSING AND DISTRIBUTION OF FORAGE

Falciatrici rotative  
*Rotary mowers*

4.01



Giroandanatori  
*Rotary rakes*

4.02



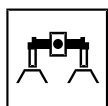
Carri autocaricanti  
*Self loading trailers*

4.03



Presse raccogliatrici  
*Balers*

4.04



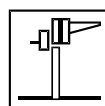
Spandifieno rotativi  
*Rotary tedders*

4.05



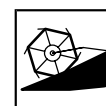
Carri miscelatori  
*Feed mixer machines*

4.06



Molini a martelli  
*Hammer mills*

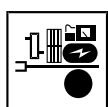
4.07



Falciatrici, caricatrici se-  
moventi e mietitrebbie  
*Harvester self propelled  
machines and combines*

4.08

## MACCHINE PER SERVIZI AUSILIARI - MACHINERY FOR AUXILIARY SERVICES



Gruppi elettrogeni  
*P.T.O. generators*

5.01



Seghe circolari - a nastro  
*Circular saws - Belt saws*

5.02



Pompe trituratrici per liquami  
*Lagoon pumps*

5.03

Comer Industries è leader internazionale nella progettazione e produzione di sistemi avanzati di ingegneria e soluzioni di mecatronica per la trasmissione di potenza, destinati ai principali costruttori mondiali di macchine per l'agricoltura, l'industria, l'edilizia e la produzione di energia rinnovabile.

La sede principale dell'azienda si trova a Reggio Emilia (Reggio Emilia).

L'attività produttiva è strutturata su cinque unità operative in Italia, specializzate per linee di prodotto, e un'unità operativa in Cina attiva dal 2008. Comer Industries presidia inoltre i principali mercati esteri con le proprie filiali commerciali in Francia, Germania, Regno Unito, Stati Uniti e Cina.

L'unità operativa Gearboxes, con sede a Reggio Emilia (Reggio Emilia), è dedicata alla progettazione, produzione e commercializzazione di scatole ingranaggi, cambi di velocità, moltiplicatori e riduttori angolari e ad assi paralleli destinati all'impiego su macchine agricole per la fienagione, raccolta, irrigazione e miscelazione.

L'ampia conoscenza delle applicazioni agricole unita all'elevata capacità progettuale consentono di rispondere alle esigenze del cliente con l'innovazione continua, la qualità e l'offerta di un servizio completo.

*Comer Industries is a global leader in the design and production of advanced engineering systems and mechatronic solutions for power transmission, supplied to major manufacturers of agricultural machinery, construction equipment, industrial and renewable energy applications worldwide.*

*Comer Industries Headquarters is based in Reggio Emilia (Reggio Emilia), Italy.*

*Industrial operations are structured in five operating units in Italy, specialized by product line, and a facility in China opened in 2008. Comer Industries also operates in major foreign markets with its own sales subsidiaries in France, Germany, the United Kingdom, the United States and China. Comer Industries' Gearboxes operating unit, located in Reggio Emilia (Reggio Emilia) designs, manufactures and markets gearboxes, speed change gears, parallel and right angle shaft speed increasers and reducers developed in particular for hay, harvesting, irrigation and mixing machinery.*

*Thanks to extensive knowledge of agricultural applications combined with cutting-edge design expertise, Comer Industries meets all customer requirements through constant innovation, quality and comprehensive service.*





Il Centro Ricerche di Meccatronica (CRM), realizzato da Comer Industries nel 1996 a Reggiolo (Reggio Emilia), è dedicato alla ricerca applicata e all'innovazione ed effettua lo sviluppo, la sperimentazione e la prova dei prodotti dell'azienda.

Il CRM si estende su una superficie coperta di 1.500 m<sup>2</sup>, con 11 celle di sperimentazione e prova insonorizzate, dotate di attrezzature all'avanguardia e apparecchiature di simulazione in grado di riprodurre le situazioni di reale utilizzo e funzionamento delle trasmissioni sulla macchina operatrice.

Le tecnologie utilizzate dal Centro Ricerche consentono a Comer Industries di raccogliere dati essenziali per la progettazione del nuovo prodotto e la definizione delle soluzioni di meccatronica da sviluppare. Nel 2012 sono stati acquisiti due nuovi strumenti: banco prova polveri e la cella climatica che riproduce il ciclo di lavoro variabile. L'attività svolta dal Centro permette all'azienda di mettere a punto i prodotti e di comprimere i tempi di esecuzione dei prototipi; ai clienti riduce il time to market per il lancio delle nuove macchine.

Il Centro Ricerche di Meccatronica è inserito dal 2002 nell'Albo dei laboratori di ricerca pubblici e privati gestito dal MIUR, il Ministero Italiano dell'Università e della Ricerca. Il laboratorio di Reggiolo è il primo in Italia, nel campo specifico della meccatronica, ad essere incluso nel programma ministeriale che disciplina il sostegno alla ricerca scientifica, per la diffusione delle tecnologie e la mobilità dei ricercatori, e si pone l'obiettivo di creare un ponte concreto tra il mondo della ricerca universitaria e quella industriale.

Il Centro, in cui operano 12 ingegneri con elevate competenze specialistiche, nel 2013 ha completato 198 commesse per circa 37.000 ore di prova.

#### Attività del Centro Ricerche di Meccatronica

- Test di omologazione per componenti commerciali (cuscinetti, sistemi di tenuta, materiali di attrito, scambiatori di calore, sensori, attuatori, ecc...)
- Test funzionali (analisi di rumore e vibrazioni, ottimizzazione dei parametri funzionali e del rendimento globale del riduttore)
- Test di omologazione di motori elettrici asincroni trifase per il settore eolico (motori elettrici con potenza fino a 7,5 kW e tensione di alimentazione da 220 V a 690 V)
- Prove statiche (misura dei giochi, della rigidità torsionale e dei limiti di rottura delle trasmissioni, verifica della taratura statica dei dispositivi di sicurezza)
- Prove di caratterizzazione di componenti e dispositivi (freni, frizioni, turbine idrauliche, attuatori elettrici, ecc...)
- Prove di endurance (verifica della durata nelle reali condizioni di utilizzo di trasmissioni cardaniche, ad ingranaggi)
- Crash Test (verifica degli effetti dell'impatto contro un ostacolo della macchina e dei suoi componenti rotanti)
- Prove di temperatura sotto carico (definizione del limite termico della trasmissione, ottimizzazione dell'eventuale sistema di raffreddamento)
- Prove strutturali (applicazione di carichi esterni statici e dinamici al corpo scatolare della trasmissione, determinazione dei parametri di rigidità, verifica dei limiti di resistenza statica e a fatica)
- Prove sul campo (registrazione dei parametri di funzionamento della macchina nelle varie condizioni di lavoro)
- Prove di temperatura dei materiali e dei riduttori in condizioni ambientali estreme (riduttori destinati alle applicazioni eoliche e alle macchine semoventi)
- Benchmarking (confronti con prove di funzionalità, rumorosità, riscaldamento, durata, crash test, resistenza a vibrazioni, ecc...)
- Omologazioni motori elettrici
- Messa a punto e omologazione delle trasmissioni fornite ai clienti.



Comer Industries advanced engineering systems are developed, tested and approved at the Mechatronics Research Center, which has been set up in 1996 at Reggiolo (Reggio Emilia) to conduct applied research and continuous innovation.


The Mechatronics Center, covering an area of 1,500 m<sup>2</sup> (16,000 ft<sup>2</sup>), has eleven test rooms, totally acoustics insulated, equipped with cutting edge devices and simulators that reproduce machine operating environment. Technologies used by the Center allow Comer Industries to acquire accurate data, essential for new product design and definition of mechatronic solutions to be developed.

In 2012, Comer Industries invested in technologies acquiring a testing bench for pulvers and the climatic cell reproducing the variable work cycle. The Center enables Comer Industries to maximize innovation, optimize product performances and reduce both prototyping lead-time and customer time-to-market for new machines. The leading role played by Comer Industries' Mechatronics Research Center in the development of mechatronics was confirmed in June 2002 when it gained official recognition from the Italian Ministry of Universities and Research and joined the Association of Public and Private Research laboratories. The Reggiolo center is the first mechatronic laboratory in Italy to be included in this ministerial program supporting scientific and technological research.

The center employs 12 highly qualified engineers and in 2013 carried out 37,000 hours of testing and completed 198 customer's requests.

#### Activities in Comer Industries' Mechatronics Research Center

- Approval tests for commercial components (bearings, sealings, friction materials, sensors, actuators, etc...)
- Functionality tests (noise and vibration analysis, overall efficiency and functional parameters optimization)
- Homologation tests for three-phase asynchronous electric motors for the wind-energy sector (electric motors with a power output of up to 7.5 kW and a power voltage between 220 V and 690 V)
- Static tests (clearance measurement, torsional stiffness, breakage load limit of drivelines, setting torque of safety devices)
- Specs identification tests (brakes, clutches, hydraulic turbines, electrical actuators, ...)
- Endurance tests (life tests under real load conditions of PTO drive shafts, gearboxes)
- Crash tests (impact effect analysis on complete machines and rotating components)
- Temperature tests under load (thermal limit identification, cooling system optimization)
- Structural tests (static and dynamic external loads applied on gearboxes, stiffness evaluation, static load limit analysis)
- Fatigue tests (simulation cycles, alternating stress and origin, including component reversal)
- Field tests (data recording of working parameters under different field conditions)
- Temperature tests of materials and transmissions in severe climatic conditions (transmissions for wind-energy sector and self-propelled machines)
- Benchmarking (comparisons of functionality tests, temperature tests, crash tests, lifetime...)
- Electric motors homologation
- New products homologation.



La produzione di Comer Industries, accanto ai tradizionali componenti meccanici e idraulici per la trasmissione di potenza, comprende sistemi avanzati di ingegneria e soluzioni di mecatronica destinati alle macchine per l'agricoltura, l'industria e alle applicazioni per l'energia.

La missione di Comer Industries si è progressivamente orientata dalla semplice offerta di prodotti e componenti alla proposta di sistemi completi e di servizio totale al cliente, per la risoluzione di tutte le problematiche nell'ambito della catena cinematica e della trasmissione di potenza.

### CARATTERISTICHE

#### ALBERI E INGRANAGGERIA :

Acciai legati da costruzione secondo Norme:

UNI EN 10084

UNI EN 10083

#### SCATOLE:

Ghisa Grigia secondo norma: UNI EN 1561

Ghisa Sferoidale secondo norma: UNI EN 1563

Alluminio secondo norma: UNI EN 43100

Acciaio da stampaggio secondo norma: UNI EN 10149

#### LUBRIFICAZIONE E MANUTENZIONE

Il prodotto viene di norma fornito senza olio lubrificante. Il tipo di lubrificante raccomandato è specificato sul catalogo e deve essere cambiato dopo le prime 50 ore di lavoro, successivamente dopo ogni 500 - 800 ore ed almeno una volta all'anno. Lo svuotamento del riduttore va effettuato immediatamente dopo il funzionamento, con l'olio ancora caldo, per evitare il deposito di morchie. Pulire i tappi olio. Il livello dell'olio deve essere controllato periodicamente e rabboccato se necessario.

#### NOTE

Nell'ambito del continuo sviluppo e miglioramento del prodotto, Comer Industries si riserva la facoltà di apportare le modifiche sia tecniche sia dimensionali che saranno ritenute opportune, senza darne espresso preavviso.



*Comer Industries completes its traditional range of mechanical and hydraulic products for power transmission with advanced engineering systems and mechatronic solutions for agricultural machinery, industrial equipments and energy applications.*

*Comer Industries mission has evolved from supplying products and single components to offering complete power transmission systems and total customer service in response to O.E.M. needs in kinematics.*

## FEATURES

### SHAFTS AND GEARS :

*Alloy steel construction according to Standard:*

*UNI EN 10084*

*UNI EN 10083*

### GEARBOXES :

*Grey cast iron according: UNI EN 1561*

*Spheroidal Cast Iron according: UNI EN 1563*

*Alloy Aluminium according: UNI EN 43100*


*Steel cold-forming according: UNI EN 10149*

### LUBRICATION AND MAINTENANCE

*Comer Industries gearboxes are usually supplied without lubricant: recommended oil types are indicated on the catalogue. The first oil change should be effected after the first 50 working hours: subsequent changes should take place after 500-800 hours or at least once a year In order to avoid sludge deposits, change the oil while it is still warm after gearbox stopping. All plugs should be cleaned. Periodically, check the oil level and top up the gearbox if necessary.*

### NOTES

*Comer Industries is continuously improving its product, the company therefore reserves the right to change the technical information and dimensions of the products, without notice.*



La meccatronica applicata al settore agricolo permette a Comer Industries di gestire sistemi altamente innovativi e funzionali destinati in particolare a macchine per fienazione, raccolta, irrigazione e miscelazione.


L'evoluzione della tecnologia in questo settore ha spinto Comer Industries ad estendere la propria gamma di prodotti dai componenti tradizionali per macchine agricole azionate da trattrici alle trasmissioni per grandi macchine semoventi di nuova generazione.

- Macchine per la preparazione del terreno
- Macchine per la lavorazione del terreno
- Macchine per la fertilizzazione
- Macchine per l'irrigazione ed il trattamento delle colture
- Macchine per la raccolta, lavorazione e distribuzione foraggio
- Mietitrebbiatrici e macchine semoventi
- Macchine agricole da raccolta
- Macchine per il giardinaggio professionale e la manutenzione del verde
- Macchine forestali



*Mechatronics applied to the agricultural sector allows Comer Industries to manage highly innovative and functional systems designed in particular for hay-making, harvesting, irrigation and mixing. Technological development in this sector has prompted Comer Industries to extend its range of products from traditional parts for agricultural machinery driven by tractors to transmissions for large new-generation self-propelled machines.*

*Land preparation machines  
Soil tillage machines  
Fertilizing machines  
Irrigation and crop treatment equipment  
Forage harvesting, processing and distribution machines  
Combined harvesters and self-propelled machines  
Harvesting machines  
Lawn and garden equipment  
Forestry equipment*



# L-5A

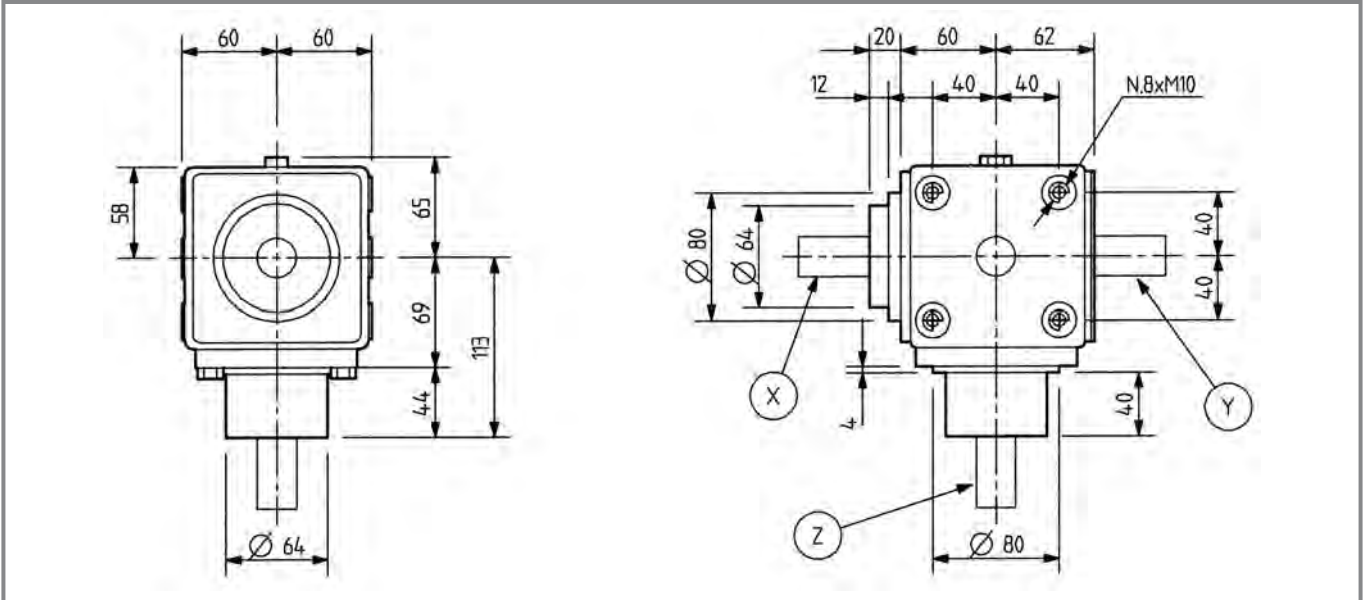


0.00



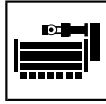
Code **104**

	[kg]	8		[l]	0.4
--	------	---	--	-----	-----



	i				std spec		Input				
		rpm	kW	HP	Nm	lb.in.					
M	1.00	540	11.0	15.0	189	1751	std	Z	1-2 / 3-4 / 5-6		
	1.35	540	9.9	13.5	126	1167	std	X-Y	21-22 / 23-24		
	1.90		11.0	15.0	99	921		X-Y-Z	31-32 / 33-34		
	2.78		5.2	7.0	31	294		X-Y	21-22 / 23-24		
	2.91		5.1	6.9	-	-		X	21-22		
3.00	5.1		7.0	30	278	X		21-22 / 23-24			
R	1.35	540	8.1	11	187	1733	std	Z	1-2 / 3-4 / 5-6		
	1.90		7.0	9.5	227	2107					
	2.78		2.9	4.0	140	1298					

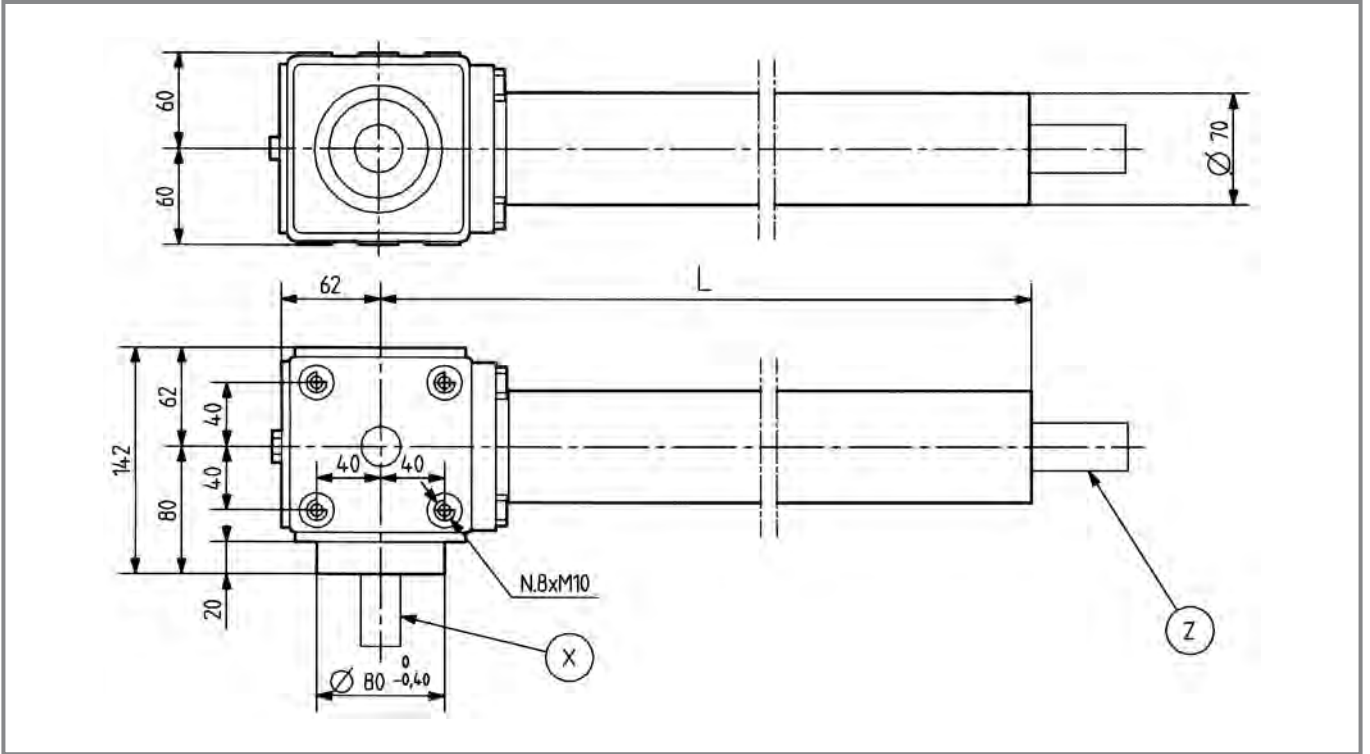
# LL-5L



1.01

Code **104**

	[kg]	15		[l]	-
--	------	----	--	-----	---



M	i						std spec		L (mm)	Code	21-22	
	1.90	540	11.0	15.0	99	921	std	X	530	104.419	21-22	
									615	104.452		



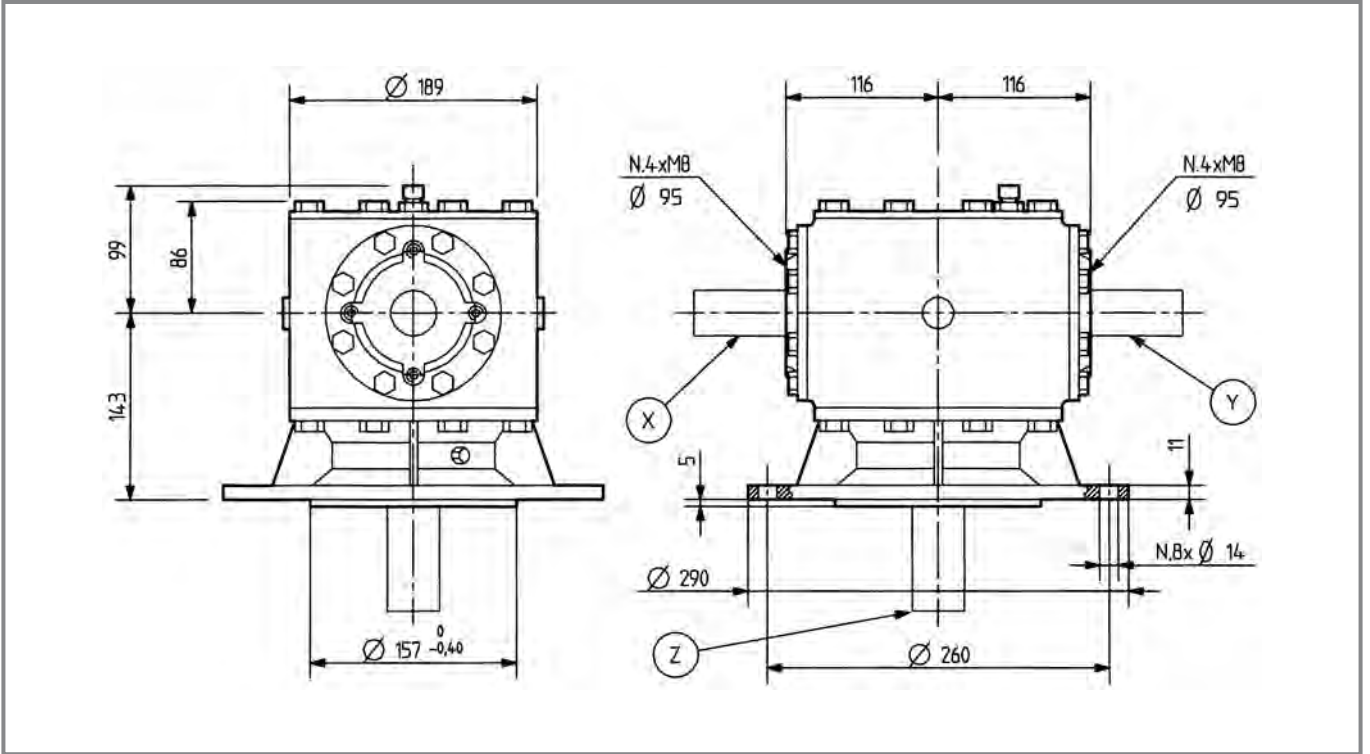
# LTV-14F



2.02

Code **113**

	kg	[kg]	31		[l]	1.15
--	----	------	----	--	-----	------



				std spec				
	rpm	kW	HP	Nm	lb.in.	Input		
<b>R</b>	<b>1.92</b>	540	<b>29.4</b>	40.0	96.8	8964	std	X-Y
								11-12/13-14

# L-25A

Code **124**



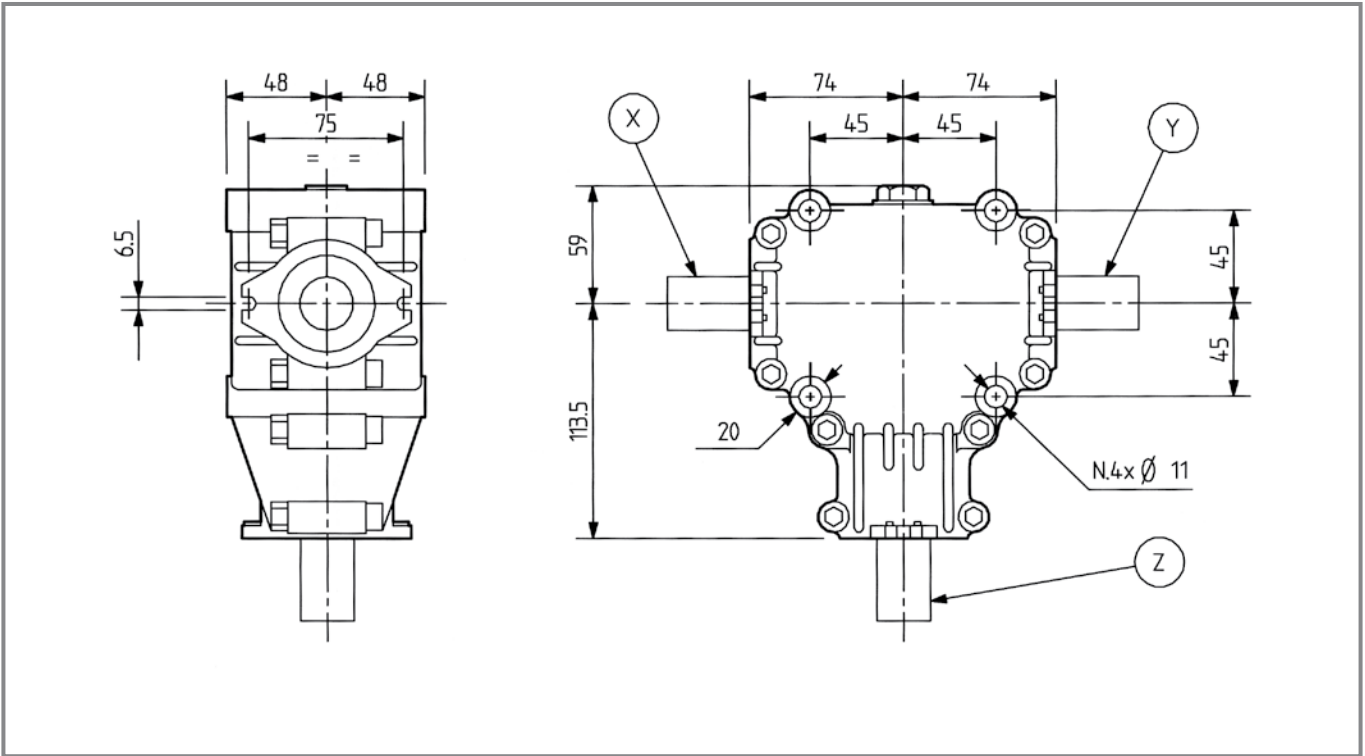
0.00



3.02  
Vers. L25-B



	[kg]	4.1		[l]	0.4
--	------	-----	--	-----	-----



	i						std spec	Input	
M	1.00	540	11.0	15.0	189	1751	std	Z	1-2 / 3-4 / 5-6
	1.35	540	9.9	13.5	126	1167	std	X-Y	21-22 / 23-24 31-32
	1.50		9.9	13.5	113	1049	spec		31-32
	1.90		11.0	15.0	99	921	std	X-Y-Z	21-22 / 23-24 31-32 / 33-34
	2.78		5.2	7.0	31	294		X-Y	21-22 / 23-24
	2.91		5.0	6.8	-	-	spec		21-22
	3.00		5.0	6.8	29	265		X	
	3.30		3.7	5.0	20	183	std	X-Y	21-22 / 23-24
R	1.35		540	8.1	11	187	1733	std	Z
	1.90	7.0		9.5	227	2107			
	2.78	2.9		4.0	140	1298			
	3.30	2.2		3.0	124	1155			

NOTA: Disponibile versione con ruota libera.  
NOTE: Available version with free wheel.

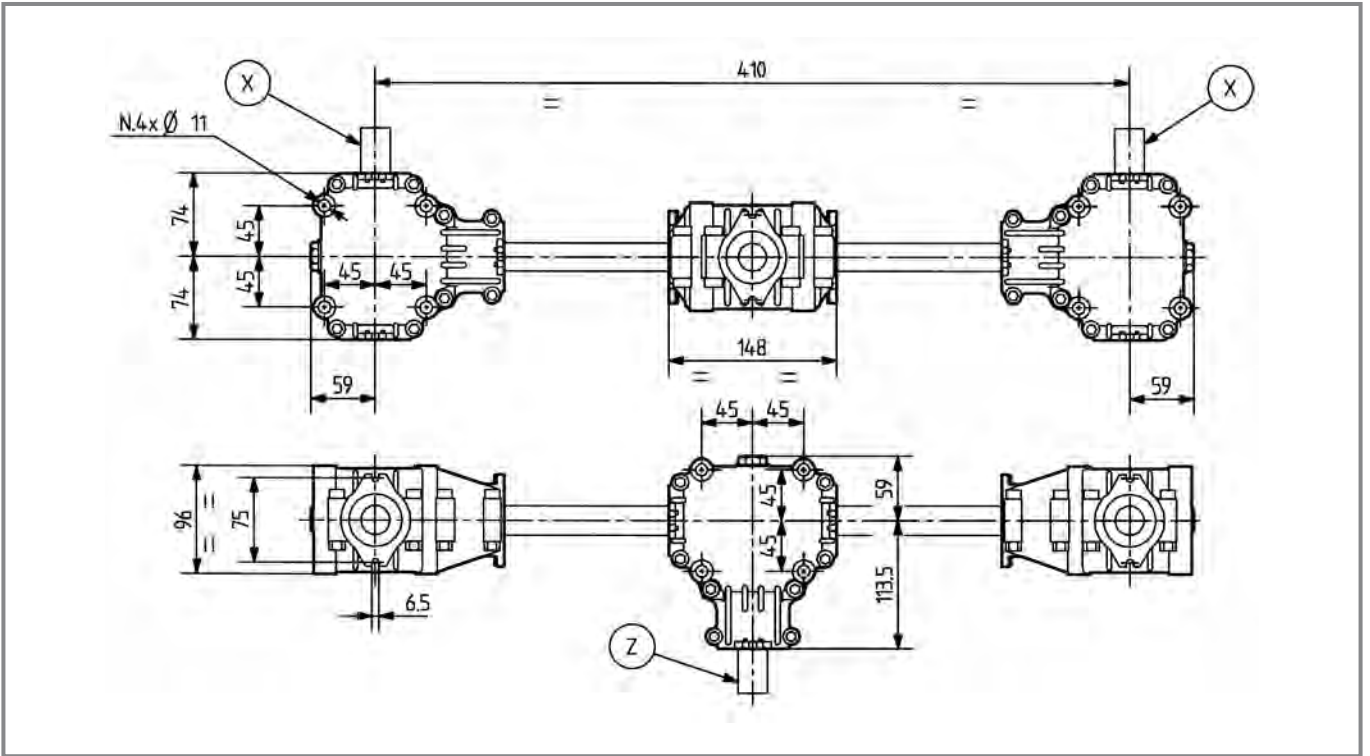
# L-25C



3.02

Code **124**

kg	[kg]	17	OIL	[l]	0.35x3
----	------	----	-----	-----	--------



	i	rpm	kW	HP	Nm	lb.in.	std spec	Input	
<b>M</b>	<b>1.35</b>	540	<b>11.0</b>	15.0	140	1295	std	Z	223

# L-25J

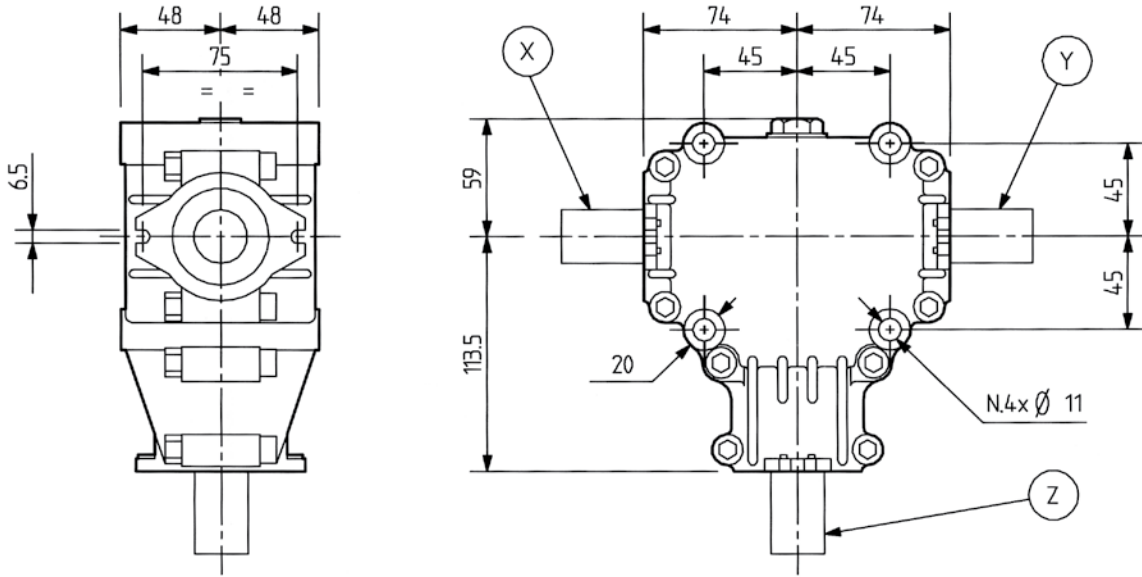


0.00



Code **124**

	[kg]	4.1		[l]	0.35
--	------	-----	--	-----	------



	i						std spec	Input	
M	1	540	11.0	15.0	189	1751	std	Z	1-2 / 3-4 / 5-6
	1.35	540	9.9	13.5	126	1167	std	X-Y	21-22 / 23-24 / 31-32
	1.50		9.9	13.5	113	1049		X-Y	31-32
	1.90		11.0	15.0	99	921		X-Y-Z	21-22 / 23-24 / 31-32 / 33-34
	2.78		5.2	7.0	31	294		X-Y	21-22 / 23-24
	3.00		5.0	6.8	29	265		X	21-22
R	1.35	540	8.1	11	187	1733	std	Z	1-2 / 3-4 / 5-6
	1.90		7.0	9.5	227	2107			
	2.78		2.9	4.0	140	1298			
	3.30		2.2	3.0	124	1155			

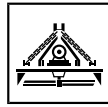
  

Input	Output
1	2
29	30
3	4
31	32
5	6
33	34
21	22
23	24


NOTA: Trattamento superficiale anodizzazione nera sulla scatola.

NOTE: Surface treatment black anodizing on housing.

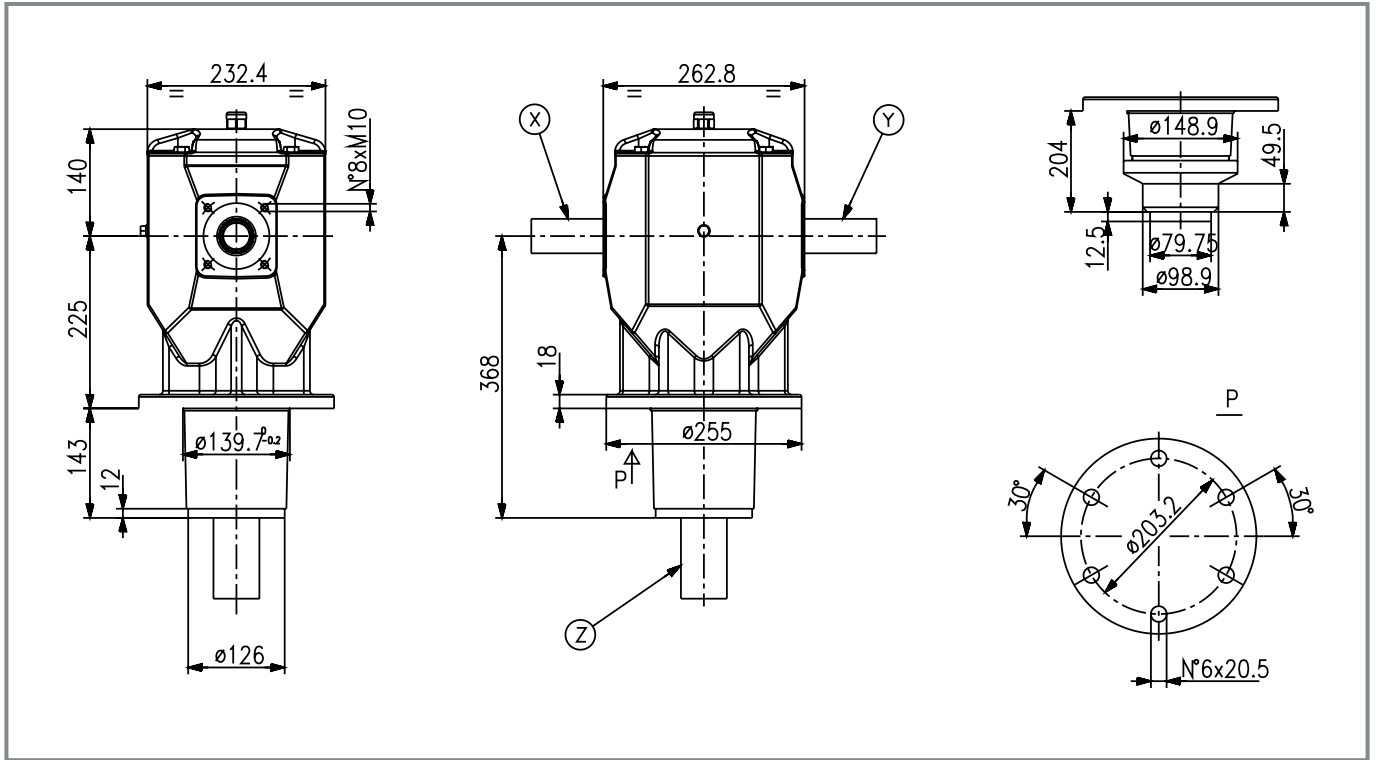
# LF-125J



1.03



[kg]	[l]
------	-----



	i						std spec		
		rpm	kW	HP	Nm	lb.in.		Input	
—	<b>1.00</b>	1000	<b>93</b>	125	850	7863	std	X	21-22 / 23-24
M	<b>1.375</b>	740	<b>93</b>	125	880	8140	std	X	21-22 / 23-24
	<b>1.77</b>	540	<b>93</b>	125	890	8232	std	X	21-22 / 23-24

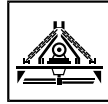
21

22

23

24

# LF-32A

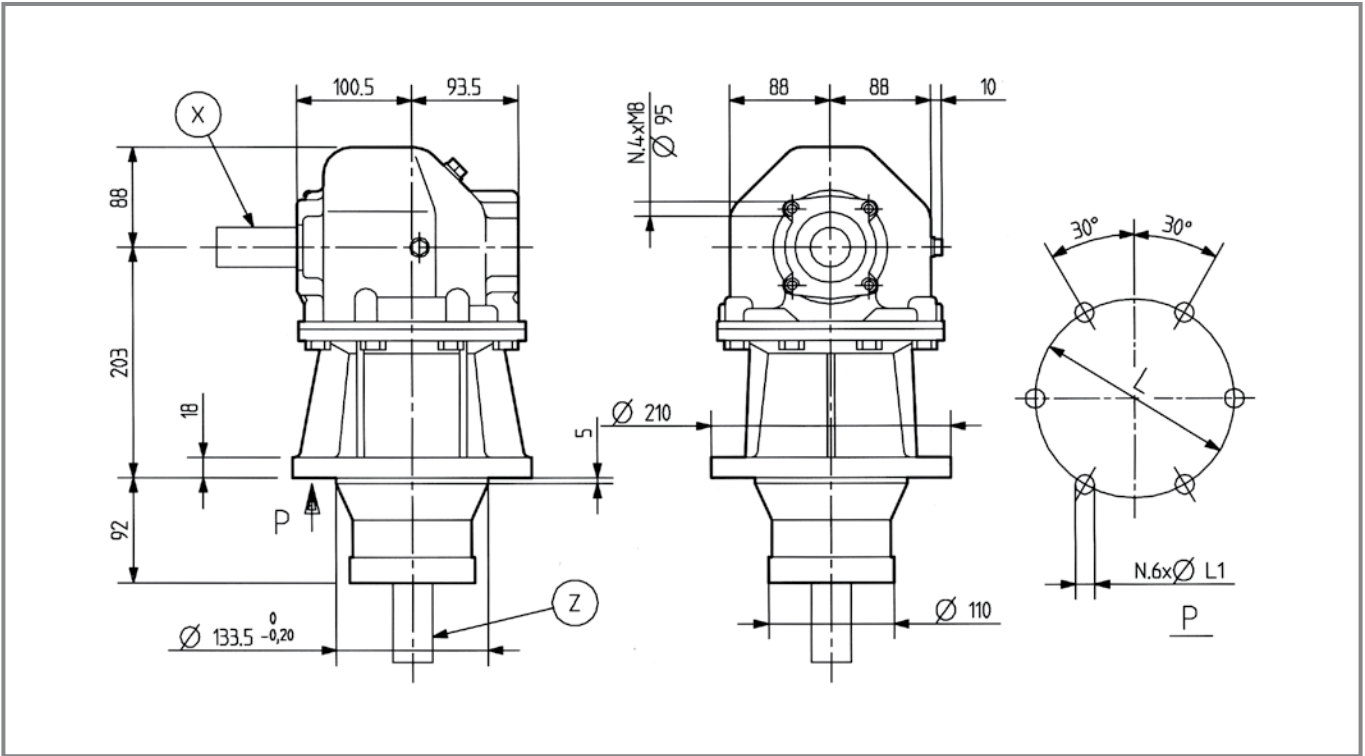


1.03



Code **132**

kg	[kg]	30	OIL	[l]	2.0
----	------	----	-----	-----	-----



	i				std spec		Input
		rpm	kW HP	Nm lb.in.			
—	<b>1.00</b>	1000	<b>44.2</b> 60.0	408 3782	std	X	21-22
M	<b>1.27</b>	540	<b>44.2</b> 60.0	597 5533	std	X	21-22
	<b>1.50</b>		<b>44.2</b> 60.0	504 4669			
	<b>1.93</b>			392 3628			

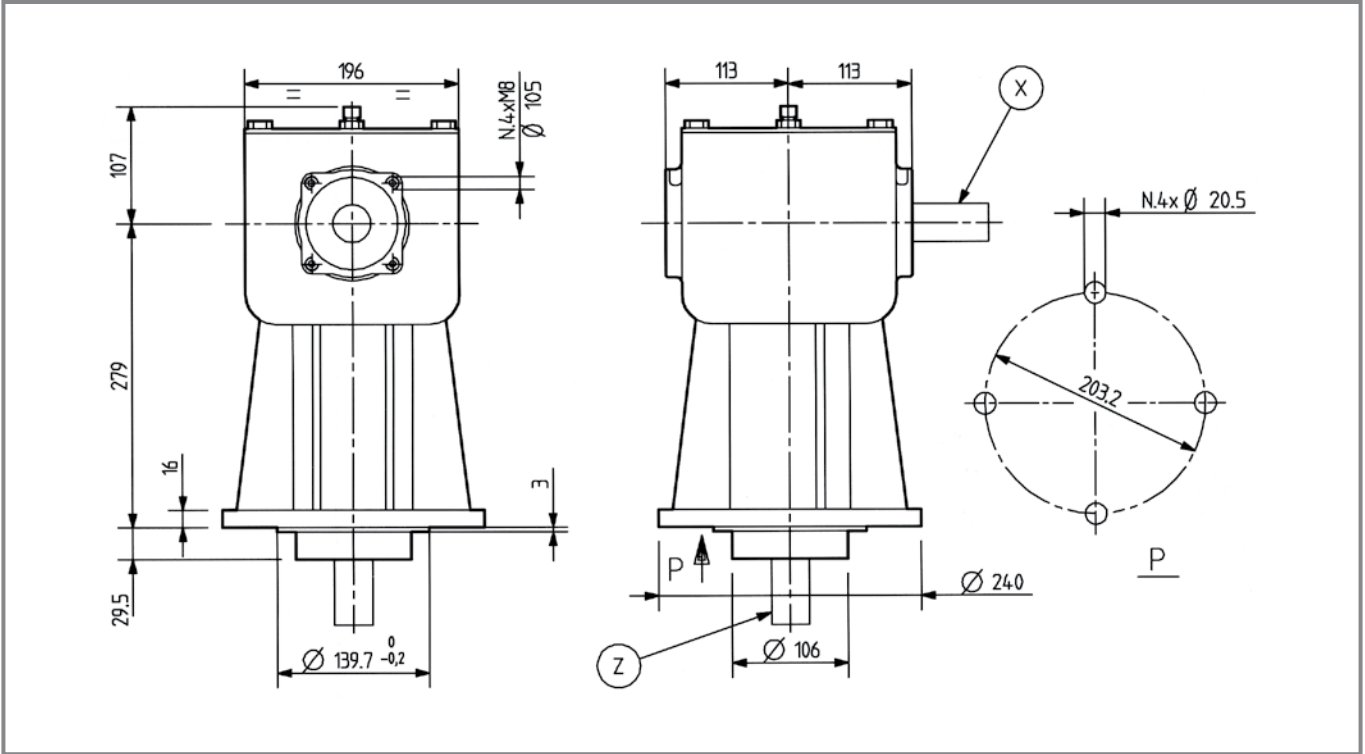
# LF-139A



1.03



kg	[kg]	39	OIL	[l]	3.0
----	------	----	-----	-----	-----



	i				std spec				
	rpm	kW	HP	Nm	lb.in.	Input			
—	1.00	540	66.2	90.0	1134	10504	std	Y	21-22
M	1.20	540	66.2	90.0	945	8753	std	Y	21-22
	1.50		66.2		756	7003			
	1.93		51.5	70.0	457	4233			

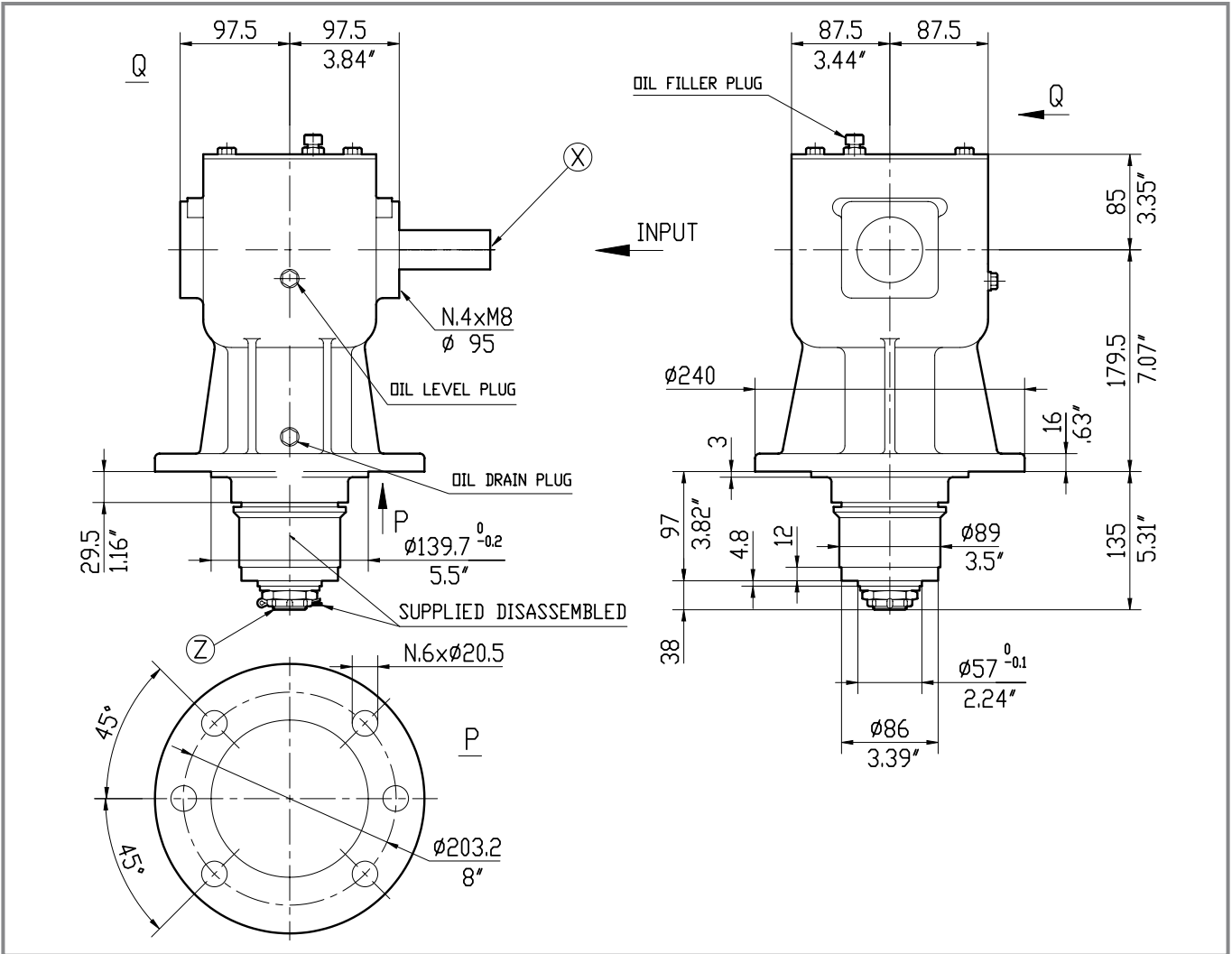
# LF-140J



1.03



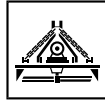
	[kg]	28.5		[l]	1.4
--	------	------	--	-----	-----



	i				std spec		Input		
		rpm	kW	HP	Nm	lb.in.			
	<b>1.27</b>	540	<b>44.0</b>	60.0	324	2998	std	X	21-22 / 23-24
	<b>1.50</b>	540	<b>44.0</b>	60.0	272	2518	std		21-22 / 23-24
	<b>1.71</b>	813			294	2720	std	X	21-22 / 23-24
	<b>1.93</b>	540			211	1957	std		21-22 / 25-26

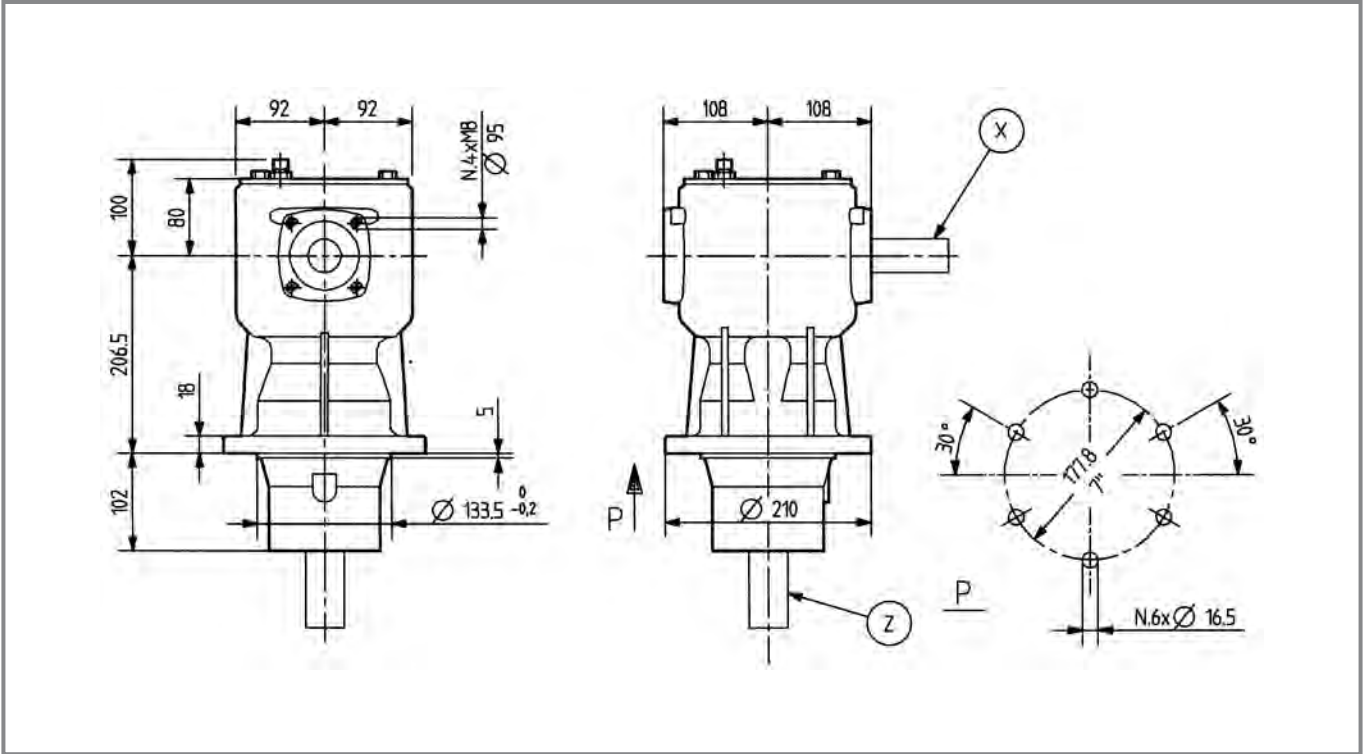


# LF-149B



1.03

	[kg]	32		[l]	2.4
--	------	----	--	-----	-----



	i						std spec		
		rpm	kW	HP	Nm	lb.in.		Input	
—	1.00	1000	66.2	90.0	612	5672	std	X	21-22
M	1.20	540	58.8	80.0	857	7943	std	X	21-22
	1.35		58.8	80.0	747	6924			
	1.50		55.1	75.0	643	5959			
	1.83		55.1	75.0	517	4787			

# L-150A/B

# L-150J



0.00

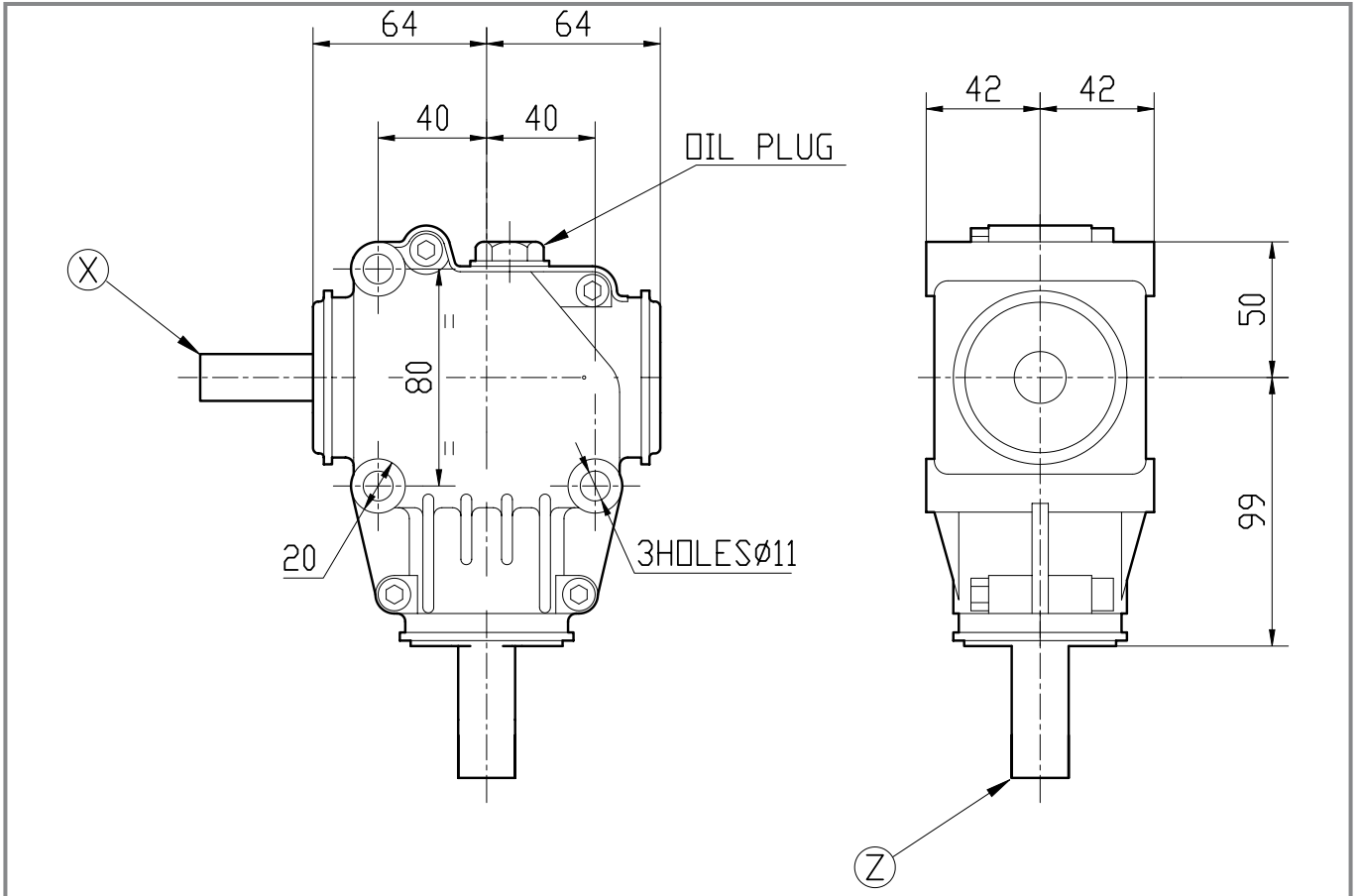


3.02

Vers. L-150A/B



	[kg]	3.5		[l]	0.21
--	------	-----	--	-----	------



	i				std	spec	Input	
		rpm	kW	HP	Nm	lb.in.		
<b>L-150A/B L-150J</b>								
—	1.00	540	11.0	15.0	189	1749	std	Z
								1-2 / 5-6
<b>L-150A/B</b>								
R	1.90	540	-	-	-	-	spec	Z
								1-2

# L-150C



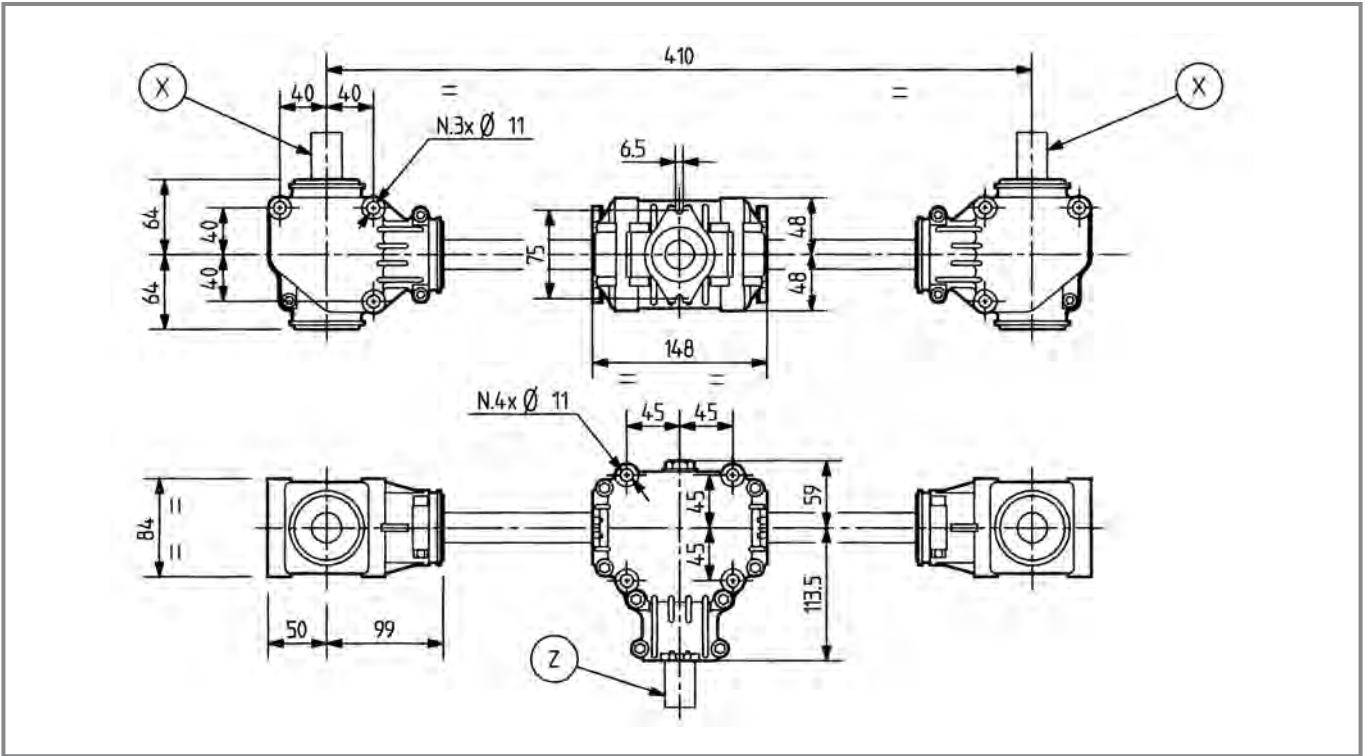
3.02



[kg] 15

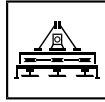


[l] 0.2x3



	i				std spec		Input	
		rpm	kW HP	Nm lb.in.				
—	1.00	540	15.0 20.4	- -	std	Z	223	
M	1.35 1.50	540	9.9 13.5	- - - -	std	Z	223	

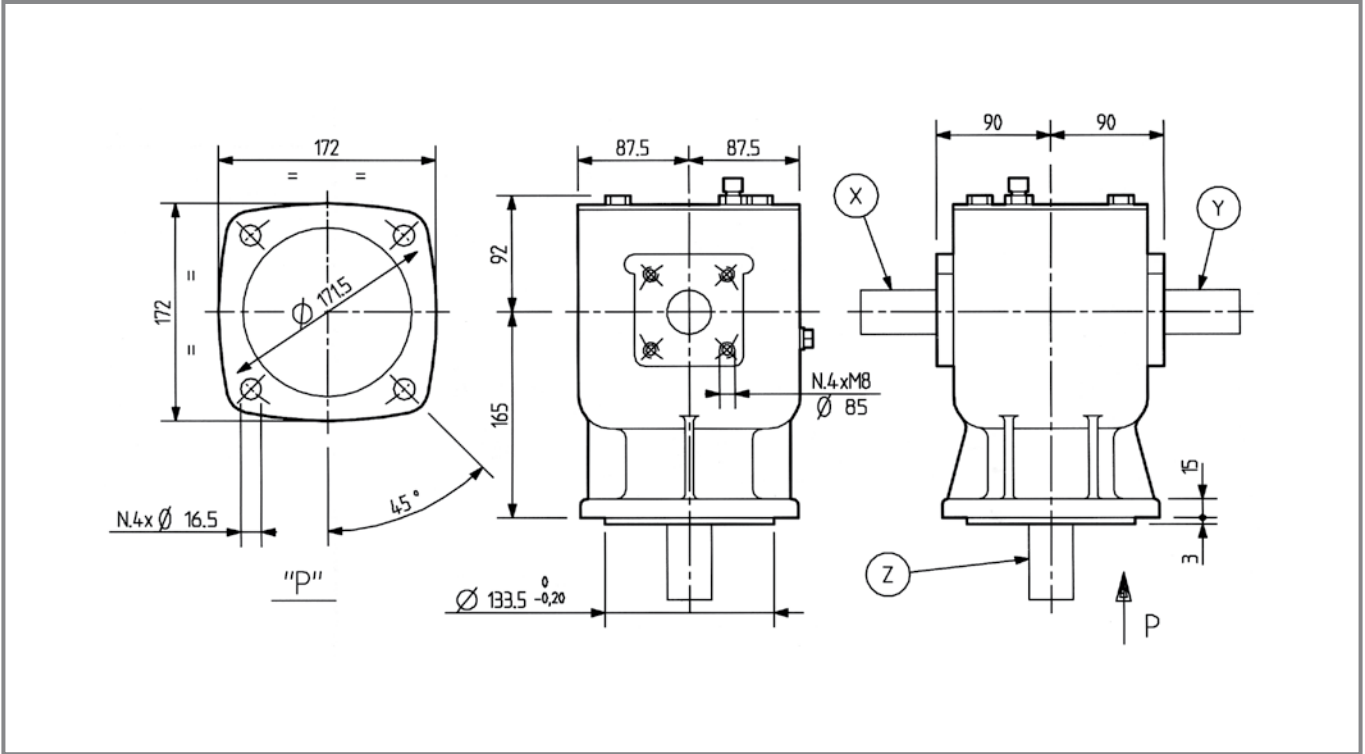
# LF-151A



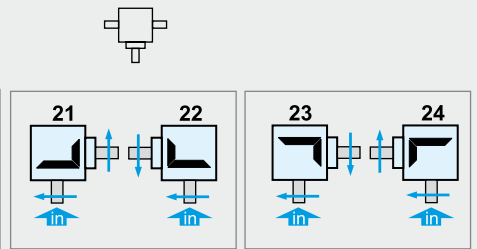
1.03



	[kg]	21.5		[l]	1.3
--	------	------	--	-----	-----



i						std spec	Input		
		kW	HP	Nm	lb.in.				
M → →	540	1.90	-	-	-	spec	X-Y	21-22 / 23-24	
		2.54	35.3	48.0	238	2206			std
		2.83	-	-	-	-			spec
		3.00	33.1	45.0	189	1751			std
		3.33	-	-	-	-			spec

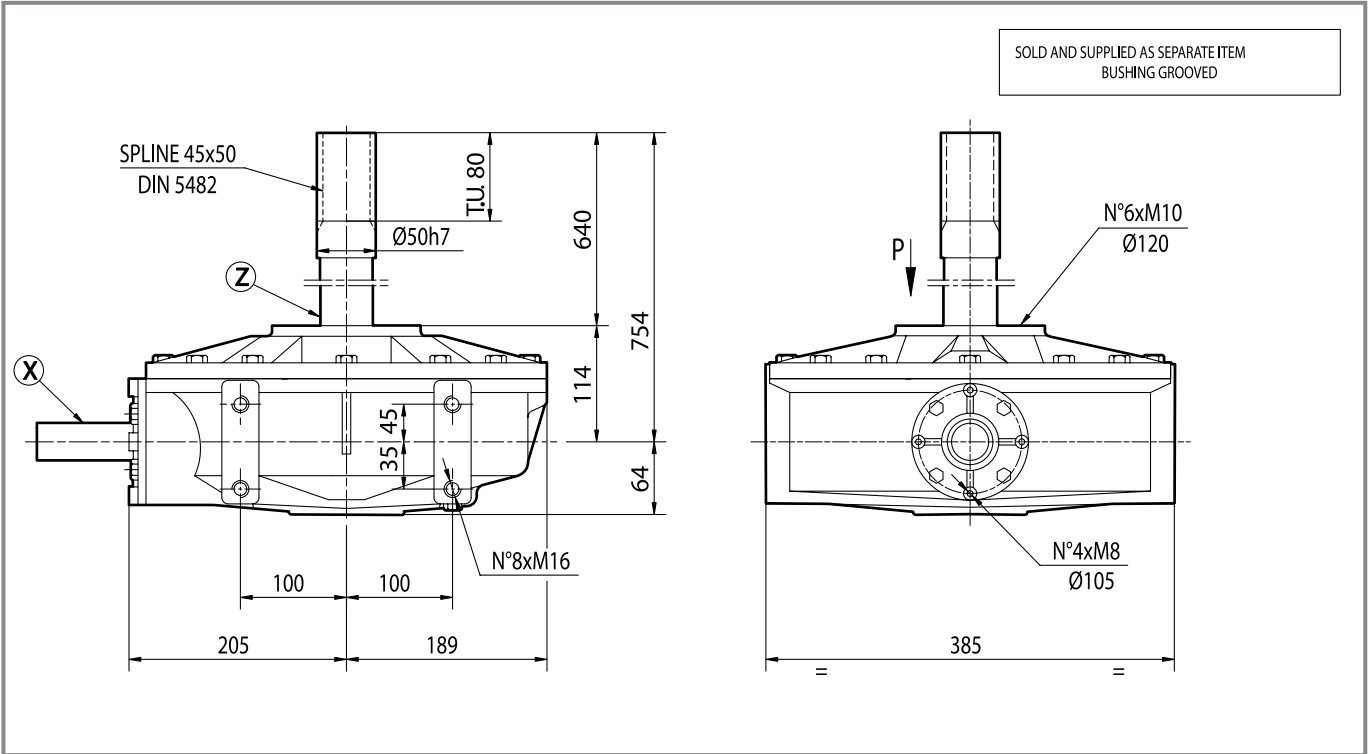


# L-154J



0.00

	[kg]	64		[l]	3.7
--	------	----	--	-----	-----




	i				std spec		Input	
		rpm	kW HP	Nm lb.in.				
R		7.5	540	19.0 26	260 23026	std	Z	1-2

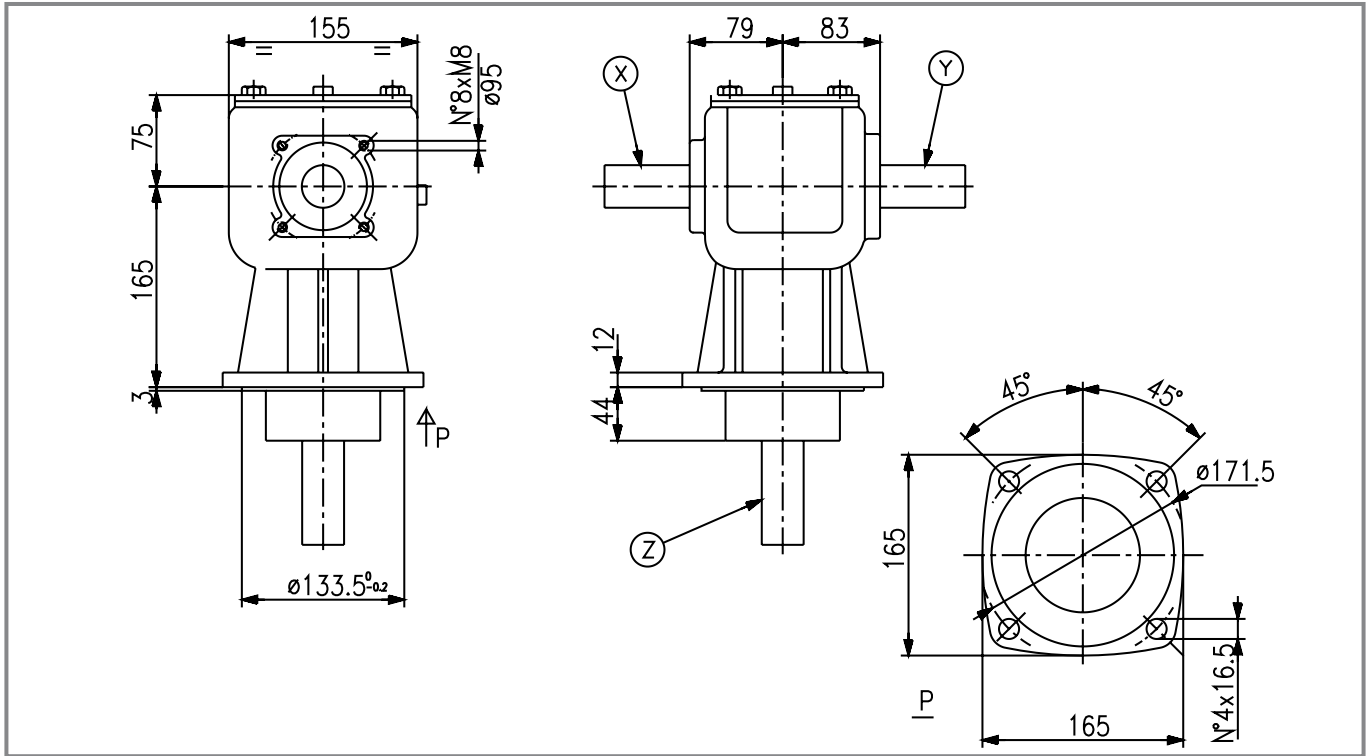
# LF-205J



1.03



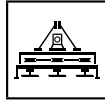
	[kg]	16		[l]	0.8
--	------	----	--	-----	-----




i		rpm					std spec		Input	21-22 / 23-24				
			kW	HP	Nm	lb.in.					21	22	23	24
M → +		540	22.0	30	-	-	std	X	21-22 / 23-24					
			29.4	40	-	-								

NOTA: Disponibile a richiesta con boccola porta lama.  
NOTE: Blade carrier as option can be supplied.

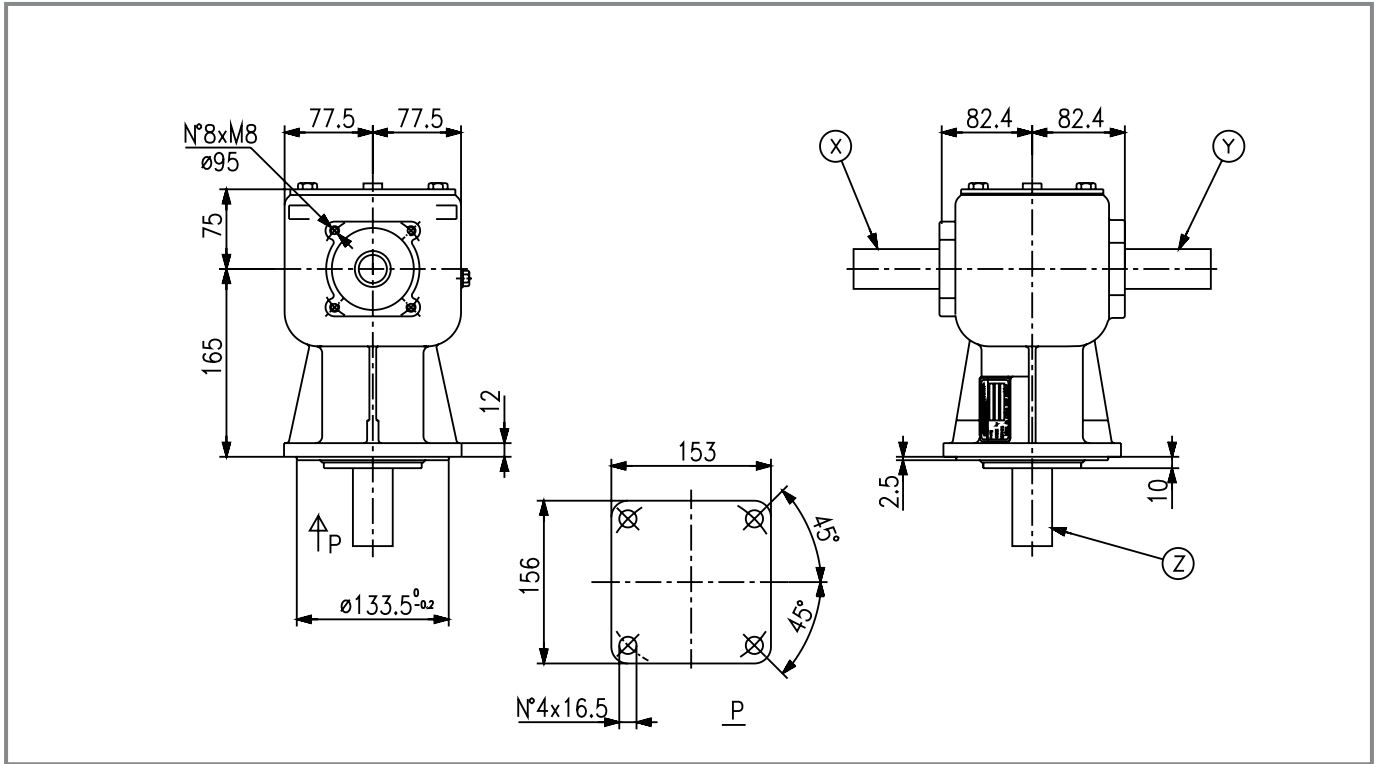
# LF-211J



1.02



	[kg]	14		[l]	0.5
--	------	----	--	-----	-----



M	i		rpm		kW	HP		Nm	lb.in.	std spec	Input				
												21	22	23	24
	2.50		540		14.7	20.0	-	-	-	std	X	21-22 / 23-24			
	2.83						-	-	-						

# LV-221F



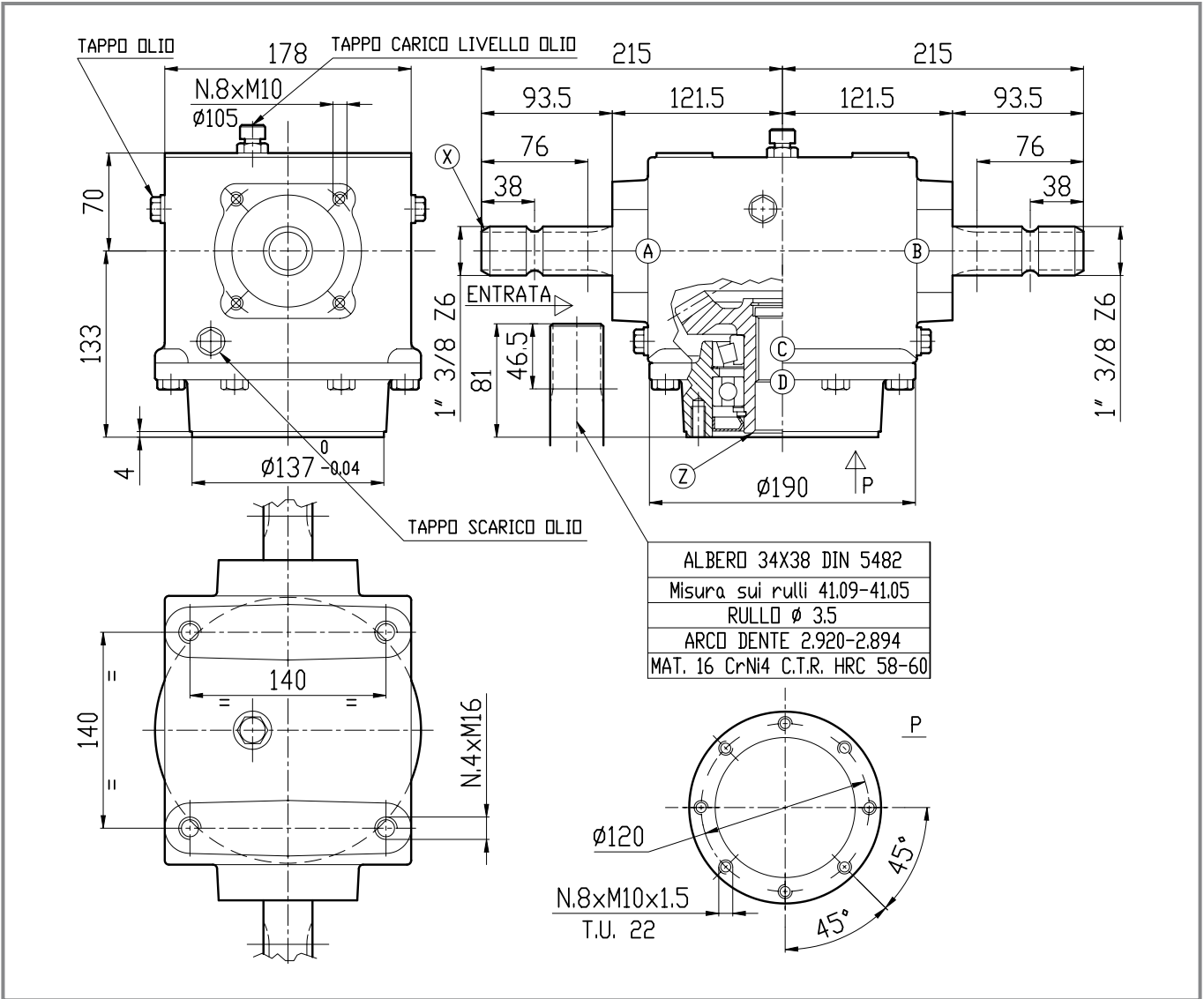
2.02



2.01

Vers. LZ-221F

	[kg]	26		[l]	-
--	------	----	--	-----	---



	rpm	kW	HP	Nm	lb.in.	std spec	Input		
<b>R</b>	<b>1.78</b>	540	33.0	45.0	-	-	std	X	13-14



# LV-221J



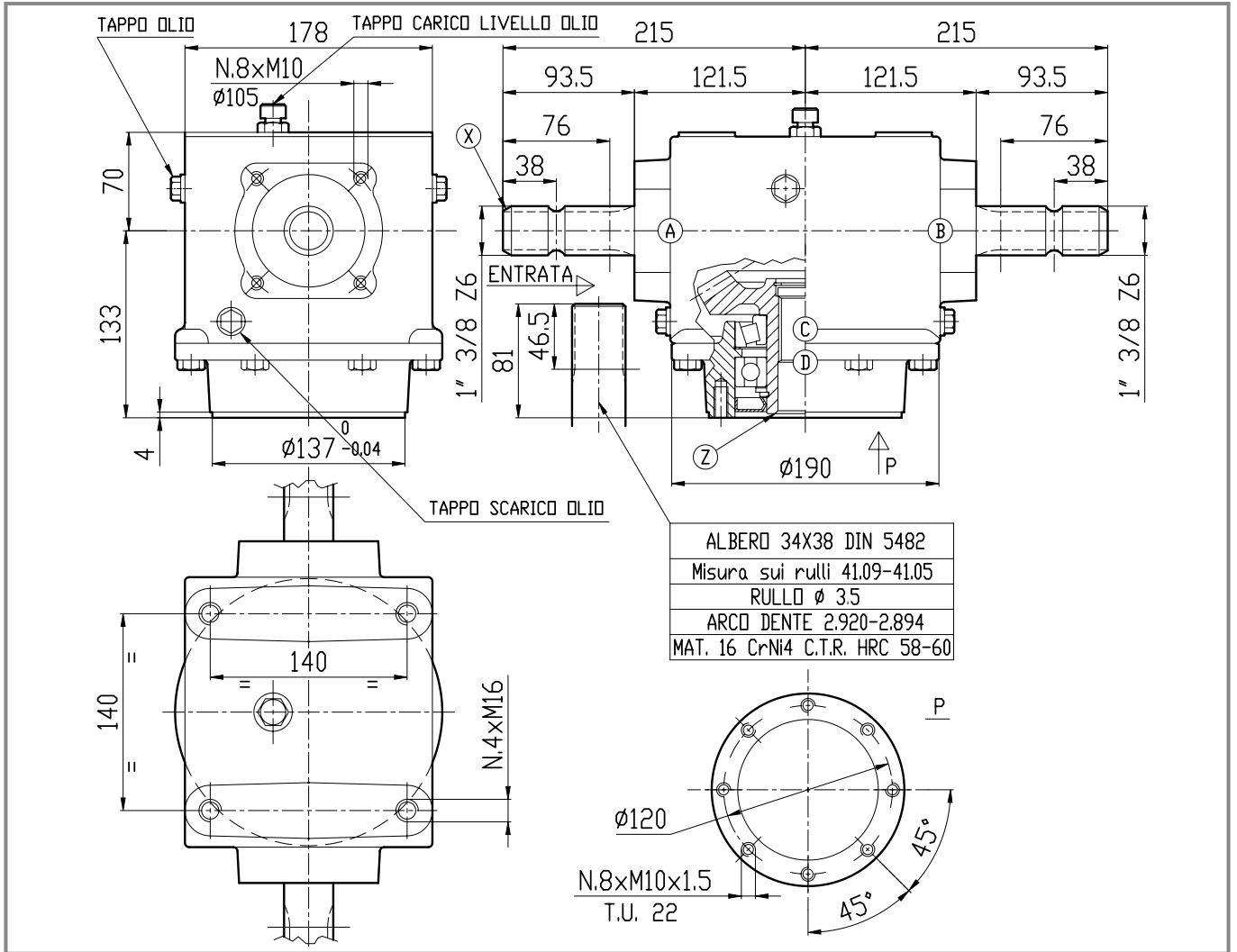
2.02



2.01

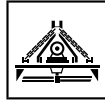
Vers. LZ-221F

	[kg]	26		[l]	-
--	------	----	--	-----	---



				std spec		Input			
	i	rpm	kW	HP	Nm	lb.in.			
<b>R</b>	<b>1.78</b>	540	<b>33.0</b>	45.0	-	-	std	X	13-14

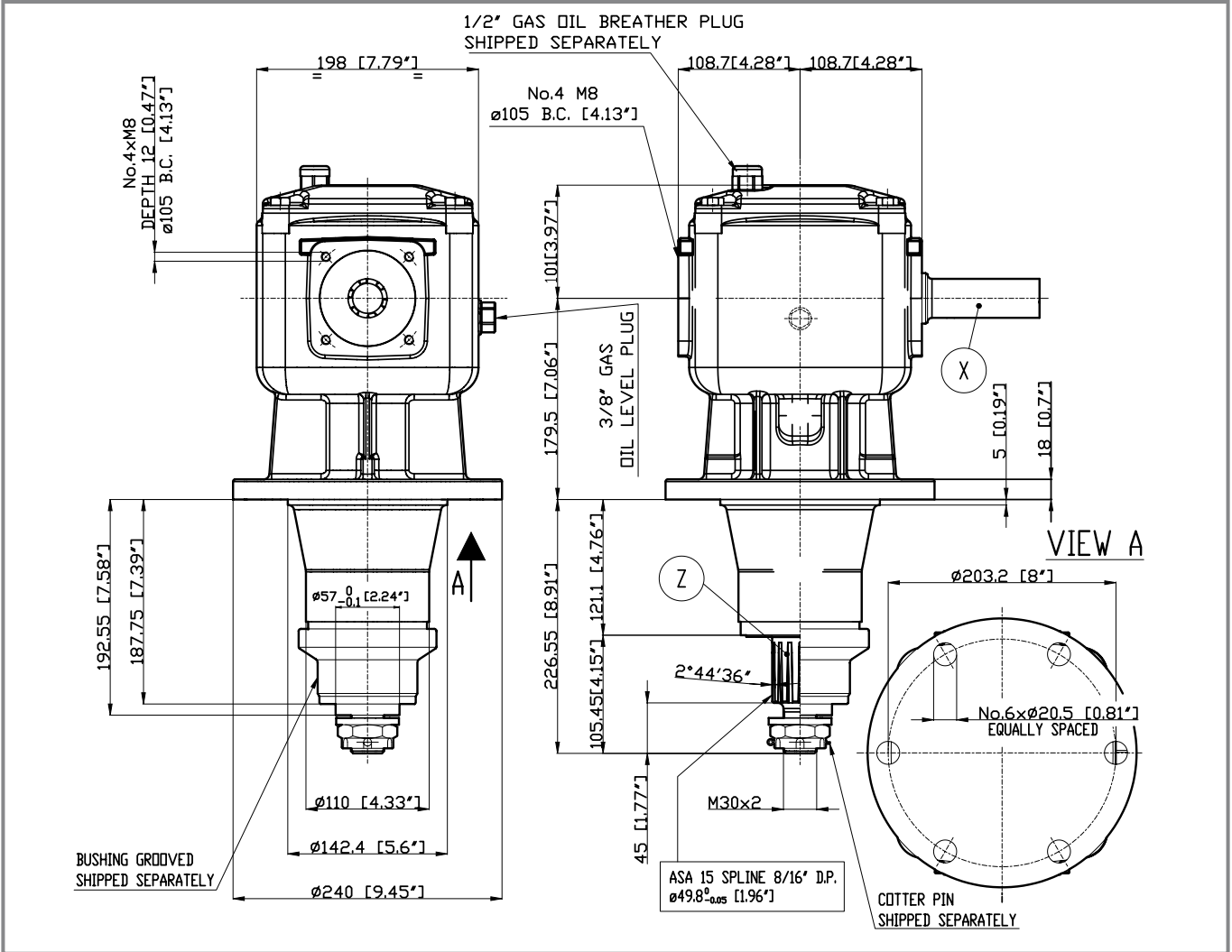
# LF-227J



1.03



	[kg]	39.3		[l]	2.5
--	------	------	--	-----	-----



	i				std spec		Input				
		rpm	kW	HP	Nm	lb.in.					
M	1.00	540	55.1	75.0	94.6	8378	std	X	21-222-23-24		
	1.22				77.5	6963			21-22 / 23-24		
	1.35				70.1	6208			21-22 / 23-24		
	1.44	540	55.1	75.0	65.7	5818	std	X	21-22		
	1.50				63.01	5580			21-22 / 23-24		
	1.69				56.0	4959			21-22		
	1.83				51.7	4579			21-22		
R	1.22	1000	55.1	75.0	63.3	5517	std	X	7/8		
	1.35				69	6111			7/8		

# T-19

Code **259**



0.00

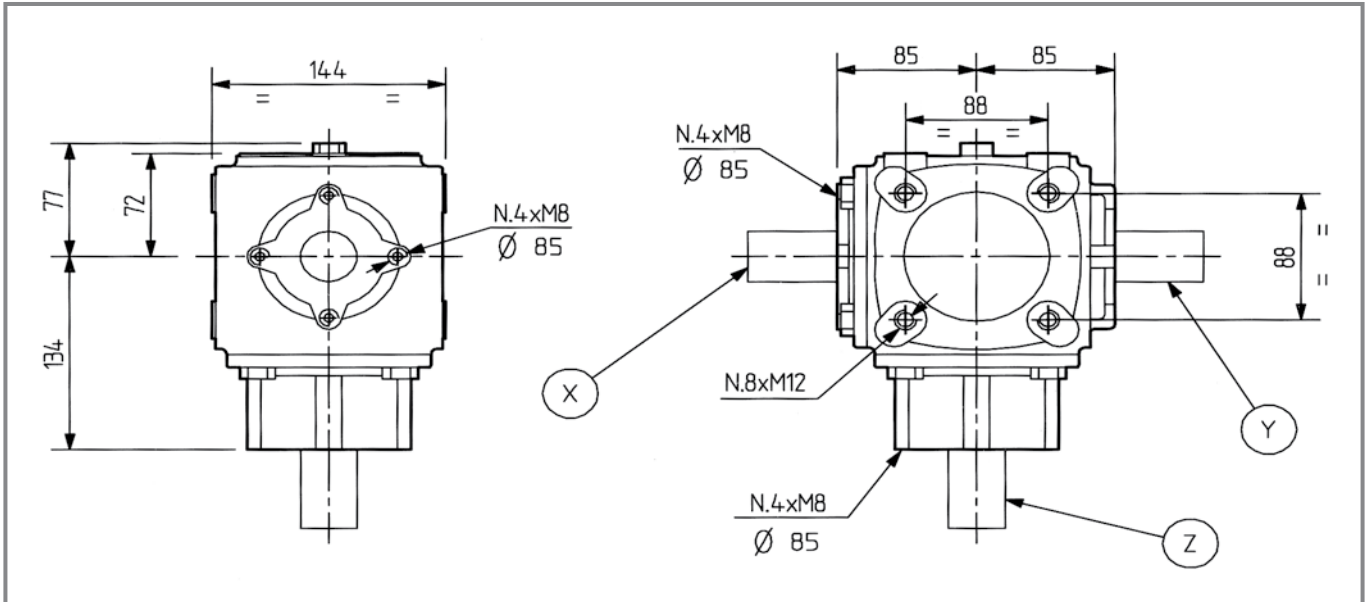


3.02

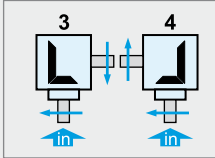
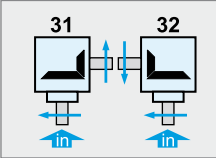
Vers. TB-19E

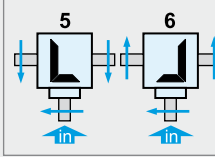
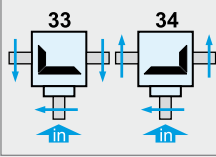


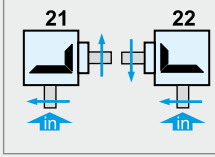

	[kg]	14		[l]	0.9
--	------	----	--	-----	-----



	i				std spec	Input	
		rpm	kW HP	Nm lb.in.			
—	1.00	540	16.9 23.0	290 2684	std	Z	1-2 / 3-4 / 5-6
	1.00		24.3 33.0	416 3852	std	Z	1-2 / 3-4 / 5-6
M	1.35	540	- -	- -	spec	-	-
	1.46		20.6 28.0	241 2238	std	X-Y	21-22 / 23-24 / 25-26 / 27-28
	1.84		14.7 20.0	137 1269	std	X-Y	21-22 / 23-24 / 25-26 / 27-28 / 31-32 / 33-34
	2.17		10.3 14.0	81 753	std	X-Y	21-22 / 23-24 / 25-26 / 27-28
	2.91		7.7 10.5	45 421	std	X-Y	21-22 / 23-24 / 25-26 / 27-28
	1.84		14.7 20.0	137 1269	std	X-Y	21-22 / 23-24 / 25-26 / 27-28
R	1.35	540	- -	- -	spec	-	-
	1.46		11.8 16	294 2726	std	Z	1-2 / 3-4 / 5-6
	1.84		8.8 12	278 2577	std	Z	1-2 / 3-4 / 5-6
	2.17		6.6 9	246 2279	std	Z	1-2
	2.91		3.7 5	183 1698	std	Z	1-2 / 3-4 / 5-6

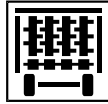



NOTA: T-19-A Versione pesante.  
NOTE: T-19-A heavy duty version.

NOTA: T-19-B Versione leggera.  
NOTE: T-19-B light duty version.



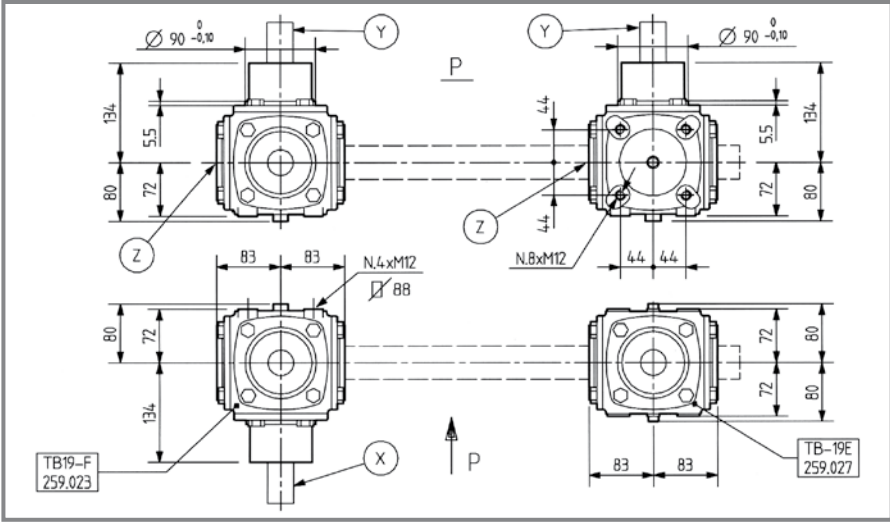
# T-19/H/L



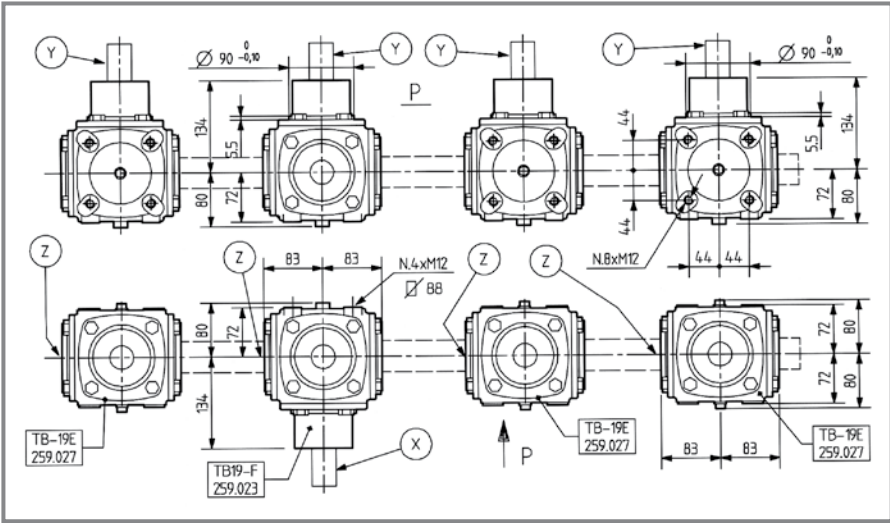
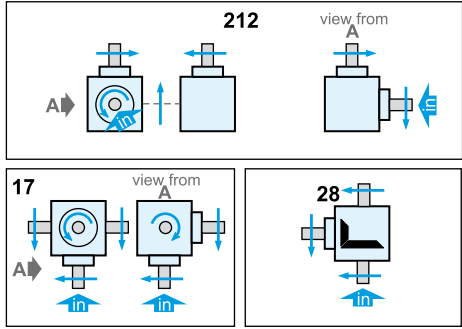
1.04

Code **259**

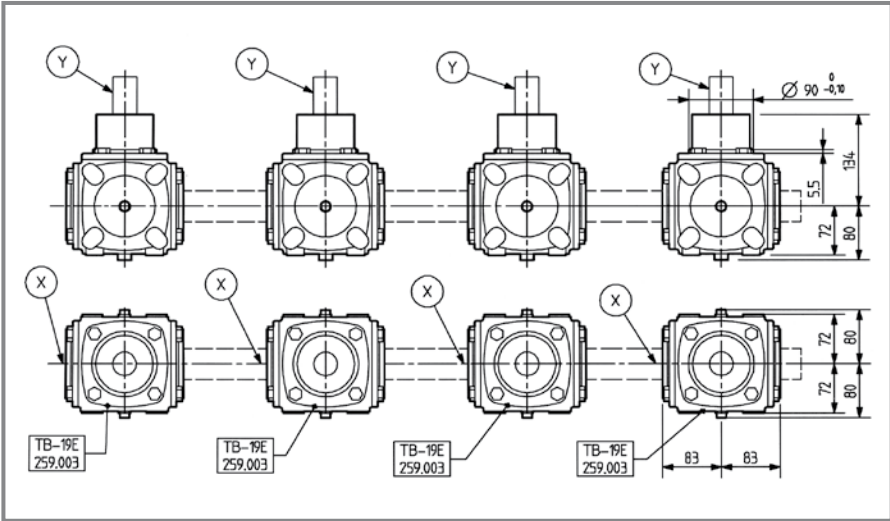
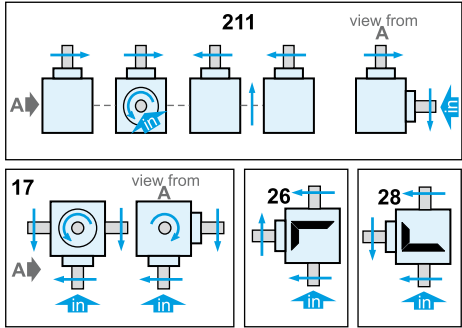
	[kg]	-		[l]	-
--	------	---	--	-----	---



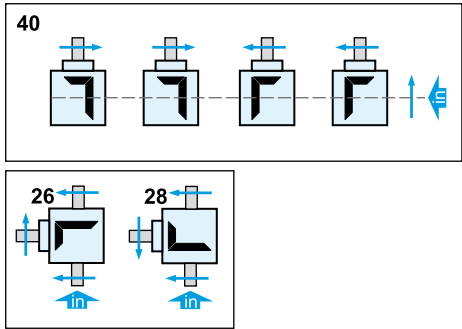
## T-19



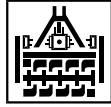
## T-19H




## T-19L



# TLZ-21J

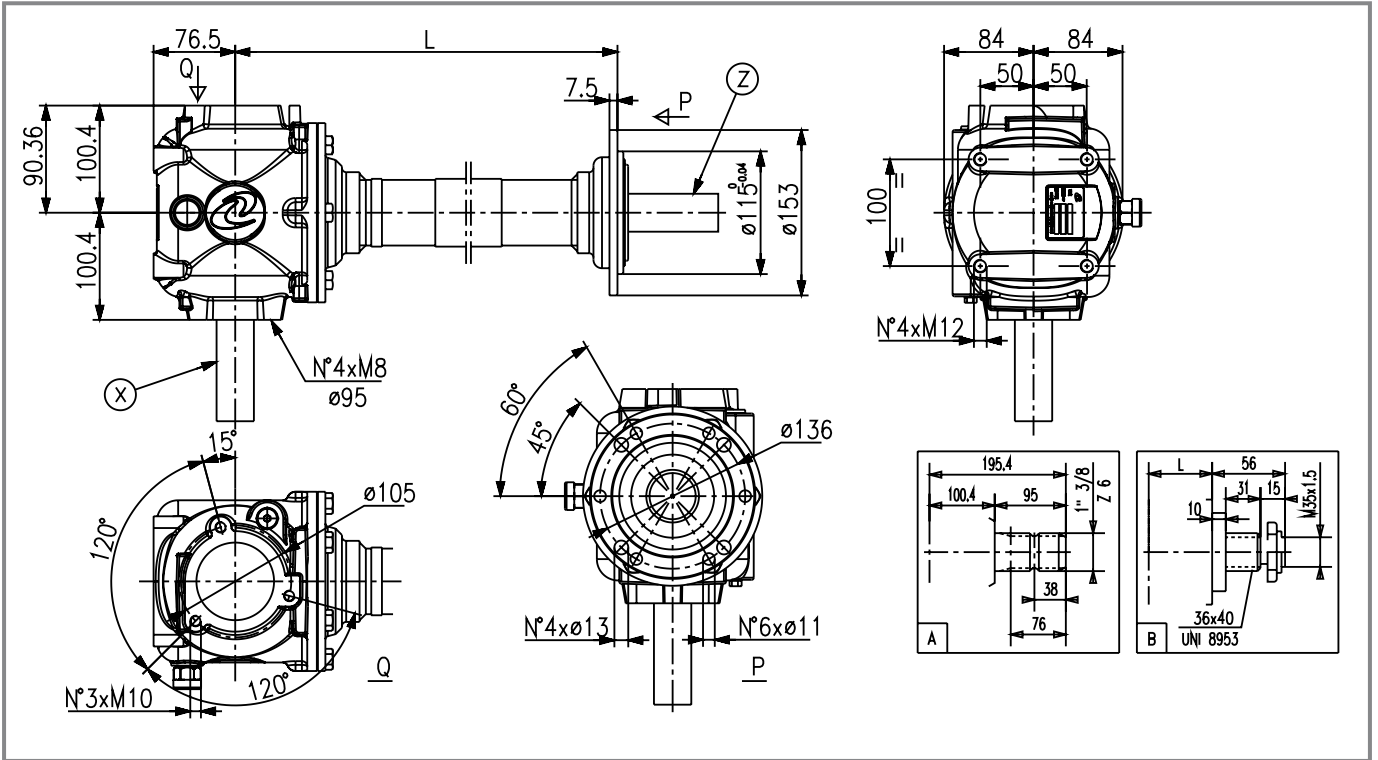


2.01



Code **261**

	[kg]	-		[l]	-
--	------	---	--	-----	---



R	i						std spec	Input	L (mm)	Code	7
		rpm	kW	HP	Nm	lb.in.					
									400	-	
									500	-	
									600	-	
									700	-	
									800	-	
									900	-	
	<b>1.46</b>	540	<b>29.4</b>	40.0	736	6514	std	X			

# T-22A

Code **262**



0.00



2.04

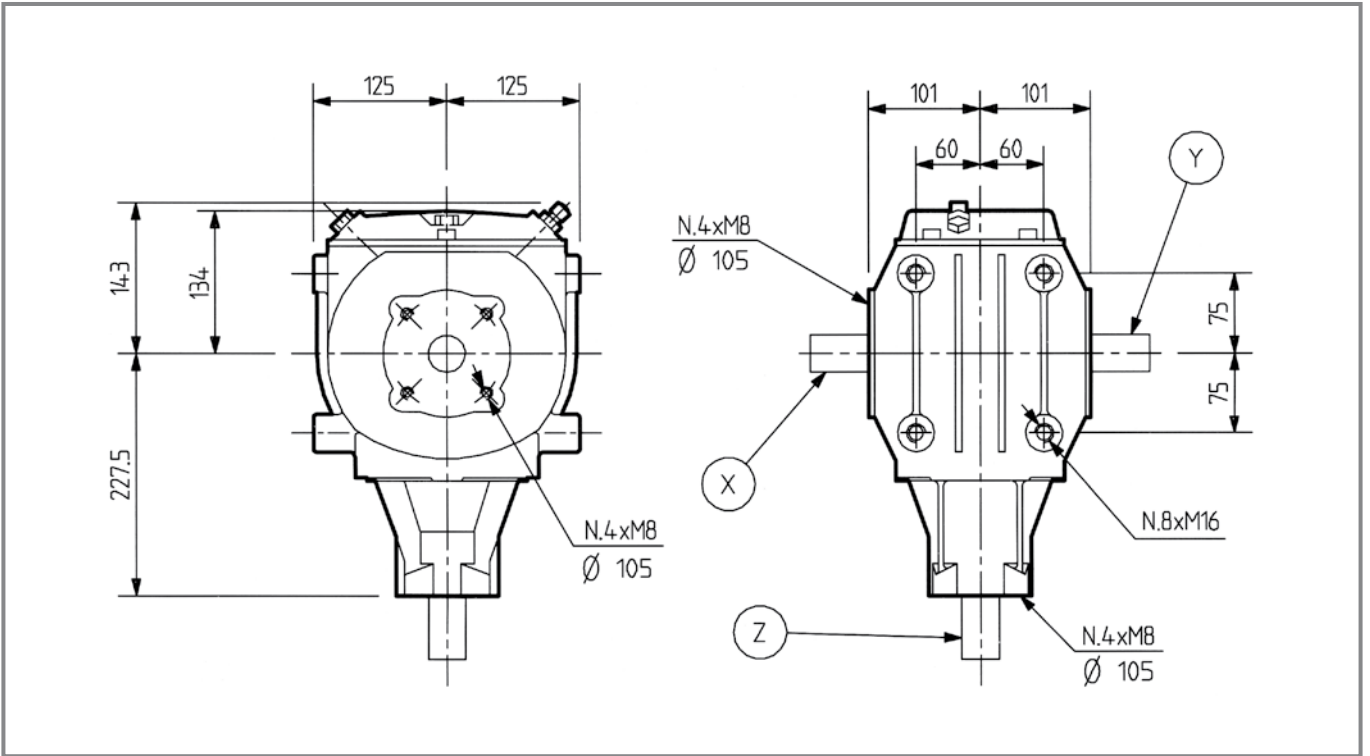


5.03

Vers. T-22F Vers. T-22D



	[kg]	29		[l]	3.1
--	------	----	--	-----	-----



	i		rpm					std spec	Input					
				kW	HP	Nm	lb.in.				1	2	21	22
M →	1.60	540	-	-	-	-	spec	X-Y	-					
	1.93		72.1	98.0	640	5926	std	Y	21-22 / 23-24					
	1.93		72.1	98.0	640	5926		X-Y	25-26 / 27-28					
	2.42		62.6	85.0	442	4099	std	Y	21-22 / 23-24					
	2.42		62.6	85.0	442	4099		X-Y	25-26 / 27-28					
	3.00		62.6	85.0	357	3307	std	Y	21-22 / 23-24					
	3.00		62.6	85.0	357	3307		X-Y	25-26 / 27-28					
	4.11		44.2	60.0	184	1704	std	Y	21-22 / 27-28					
	5.25		-	-	-	-		spec	X-Y	-				
6.14	36.8	50.0	102	950	std	Y	21-22 / 27-28							
R →	1.60	540	-	-	-	-	spec	Z	-					
	1.93		60.4	82.0	1995	18471	std	Z	1-2 / 3-4 / 5-6					
	2.42		47.8	65.0	1984	18368								
	3.00		39	53.0	2005	18567	std	Z	1-2 / 3-4 / 5-6					
	4.11		27.2	37.0	1917	17749								
	5.25		-	-	-	-	spec	Z	-					
6.14	14.7	20.0	1548	14332	std	Z	1-2 / 3-4 / 5-6							

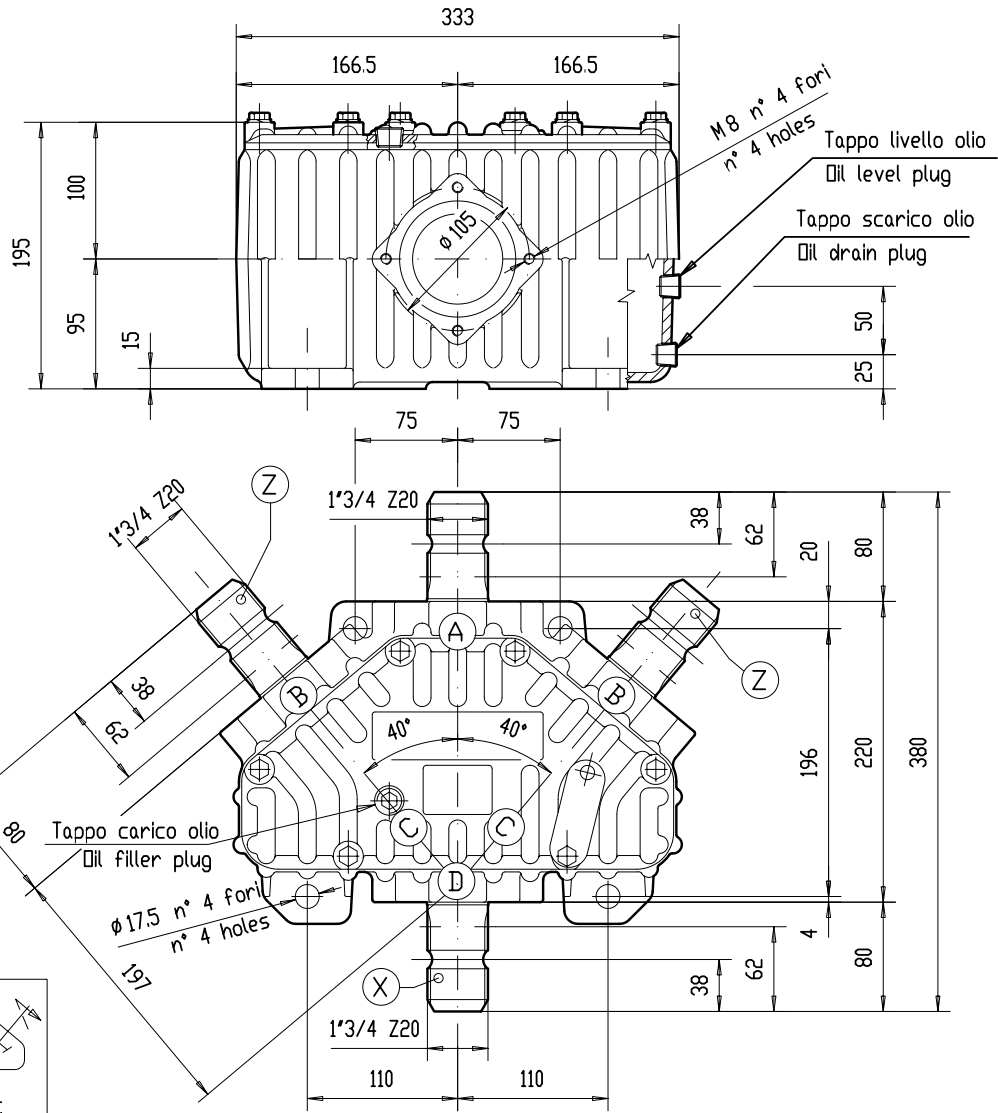
# T-25J



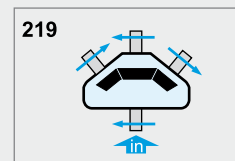
1.03

Code **265**

	[kg]	39.5		[l]	1.8
--	------	------	--	-----	-----



	i						std spec		
		rpm	kW	HP	Nm	lb.in.		Input	
M → →	1.20	540	93.1	125	-	-	std	X	219
R → →	1.20	1000	130	175	-	-	std	X	219



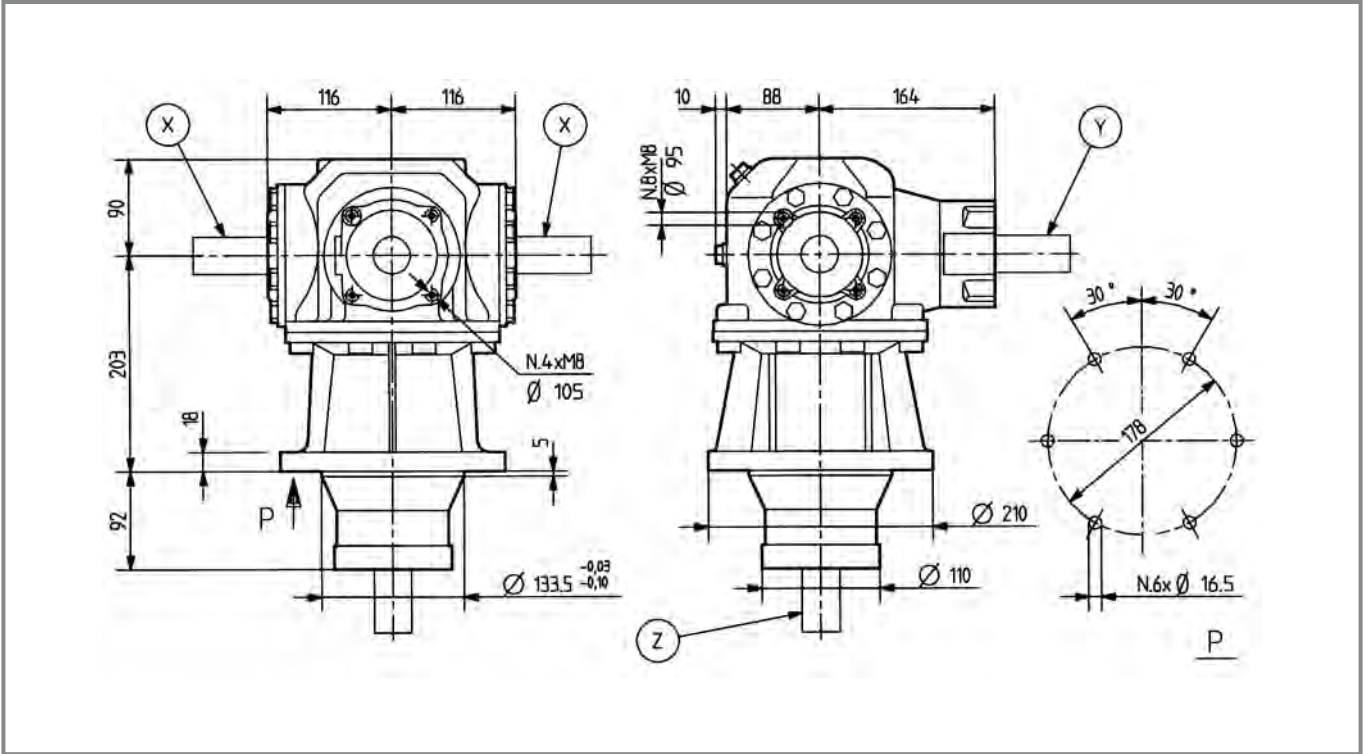
# TF-26A



1.03

Code **266**

	[kg]	34		[l]	2.2
--	------	----	--	-----	-----



i		rpm					std spec	Input	224
			kW	HP	Nm	lb.in.			
M → +	1.26	540	-	-	-	-	spec	Y	224
	1.85		66.2	90.0	613	5678	std		
	2.00		-	-	-	-	spec		

224



# T-27A

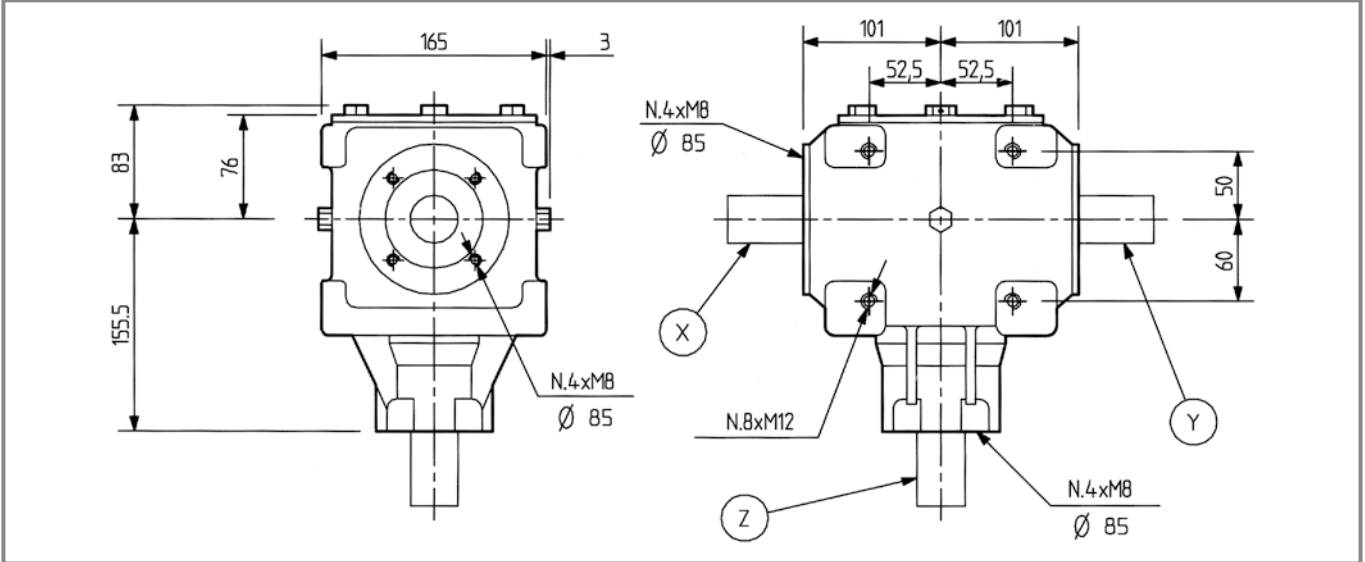


0.00



Code **267**

	[kg]	21		[l]	1.2
--	------	----	--	-----	-----



	i				std spec	Input		
		rpm	kW HP	Nm lb.in.				
M	1.00	540	28.0 38.0	479 4435	std	Z	1-2 / 3-4 / 5-6	
	1.35	-	-	-	spec	-	-	
	1.44	540	27.2 37.0	324 2999	std	Z	29-30 / 31-32 33-34	
	1.46		30.9 42.0	366 3357		X-Y-Z	21-22 / 23-24 25-26 / 33-34	
	1.60		-	-	-	spec	-	-
	1.83		-	-	-	-	-	-
1.92	22.1 30.0	197 1824	std	X-Y-Z	21-22 / 23-24 25-26 / 27-28			
R	1.28	540	-	-	-	spec	-	
	1.35		24.3 33.0	607 5623	std	Z	1-2 / 31-32	
	1.46		29.4 40.0	736 6816		1-2 / 3-4 / 5-6		
	1.46		-	-		-	-	11-12 / 13-14
	1.60		-	-	-	spec	-	-
	1.83		-	-	-	-	-	-
	1.92		15.1 20.5	496 4594	std	X-Y-Z	1-2 / 3-4 / 5-6 11-12 / 13-14	

Input	Output
1	2
23	24
3	4
25	26
5	6
27	28
11	12
29	30
13	14
31	32
21	22
33	34

# T-27J

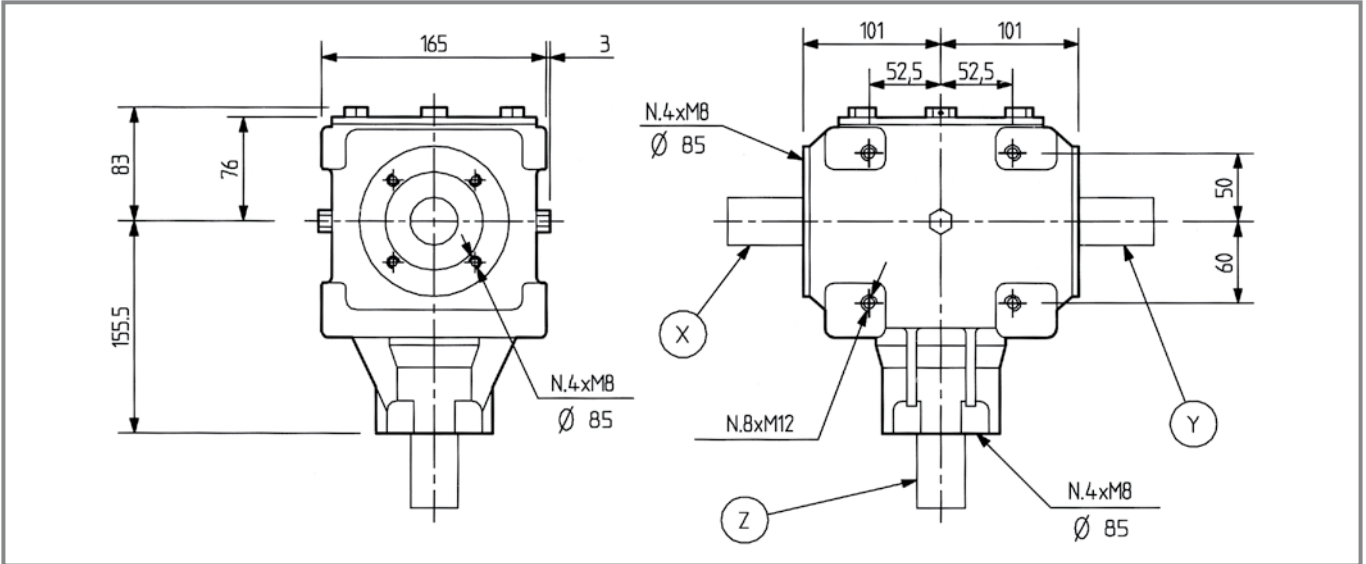


0.00



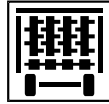
Code **267**

	[kg]	21		[l]	1.2
--	------	----	--	-----	-----



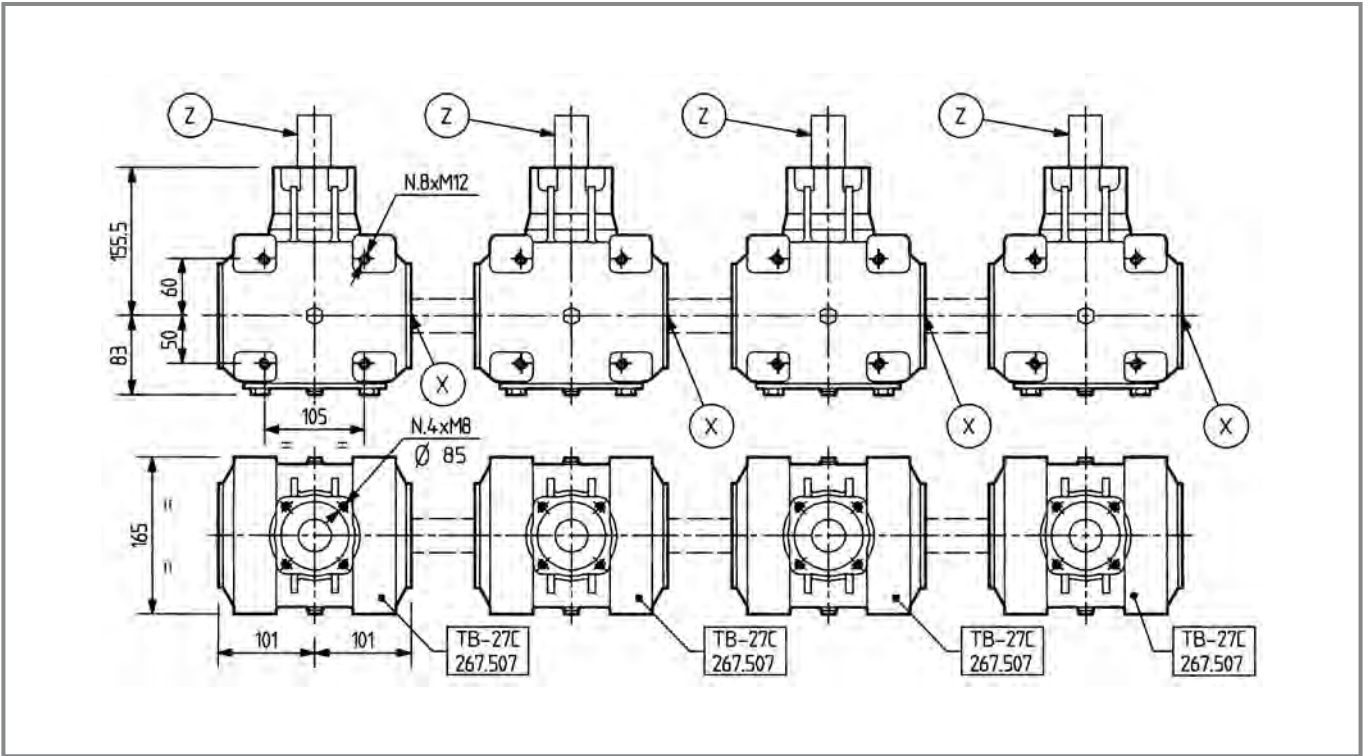
	i				std spec				
		rpm	kW	HP	Nm	lb.in.	Input		
—	1.00	540	28.0	38.0	479	4435	std Z	1-2 / 3-4 / 5-6	
M	1.46		30.9	42.0	366	3357	X-Y-Z	21-22 / 23-24 25-26 / 33-34	
	1.92		22.1	30.0	197	1824	std X-Y-Z	21-22 / 23-24 25-26 / 27-28	
R	1.35		24.3	33.0	607	5623	std	Z	1-2 / 31-32
	1.46	Z						1-2 / 3-4 / 5-6	
	1.46		29.4	40.0	736	6816		11-12 / 13-14	
	1.92		15.1	20.5	496	4594	std	X-Y-Z	1-2 / 3-4 / 5-6 11-12 / 13-14

# TB-27C



1.04

kg	[kg]	-	OIL	[l]	-
----	------	---	-----	-----	---



	i	rpm	kW	HP	Nm	lb.in.	std spec	Input	
<b>R</b>	<b>1.00</b>	540	<b>40.5</b>	55.0	693	6419	std	X	26-28 / 40

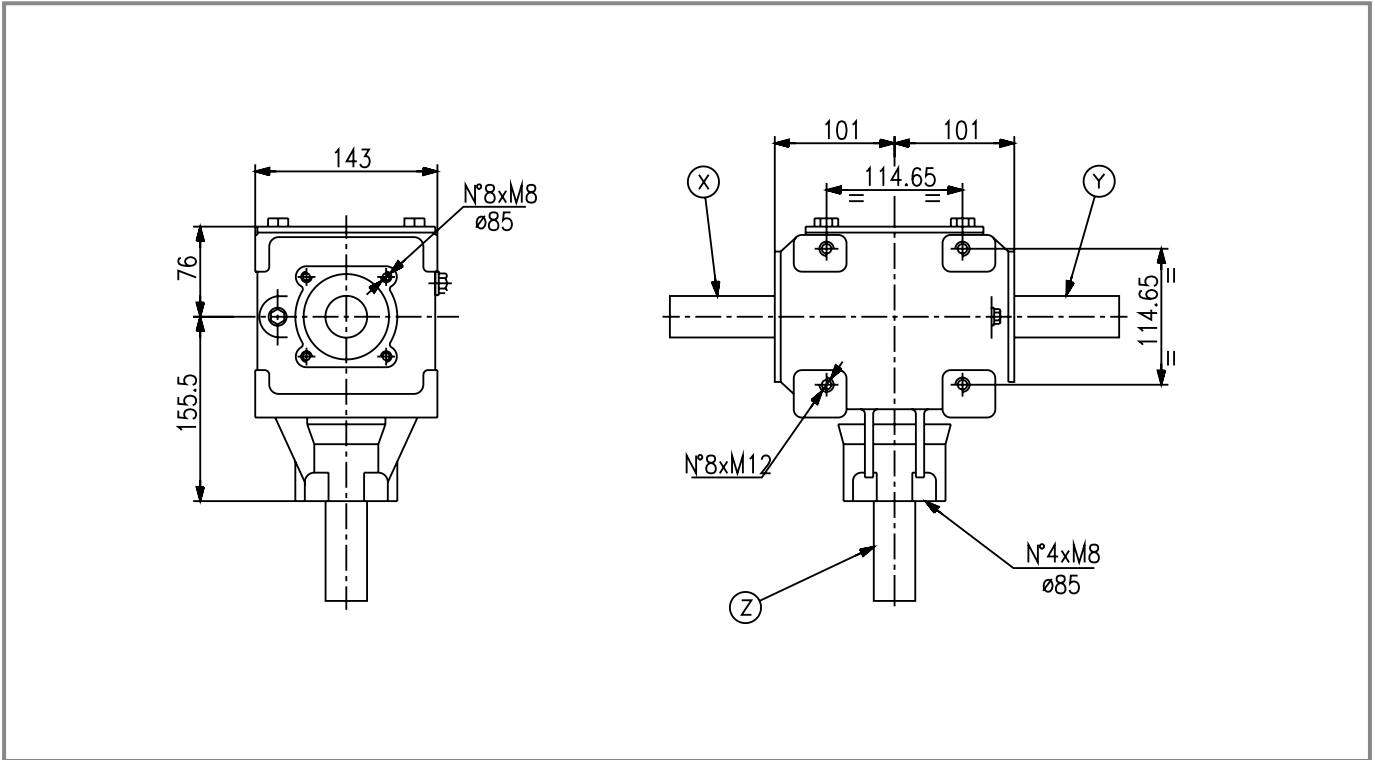

# T-28J



0.00

Code T-268

	[kg]	-		[l]	-
--	------	---	--	-----	---



	i						std spec	Input		
		rpm	kW	HP	Nm	lb.in.				
—	⇒ ⇒	1.00	540	40.4	55	693	6410	std	X	1-2 / 3-4
M	⇒ ⇒	1.35	540	40.4	55	514	4755	std	X	21-22
R	⇒ ⇒	1.35	540	38.2	52	930	8602	std	X	1-2

1 2

3 4

21 22

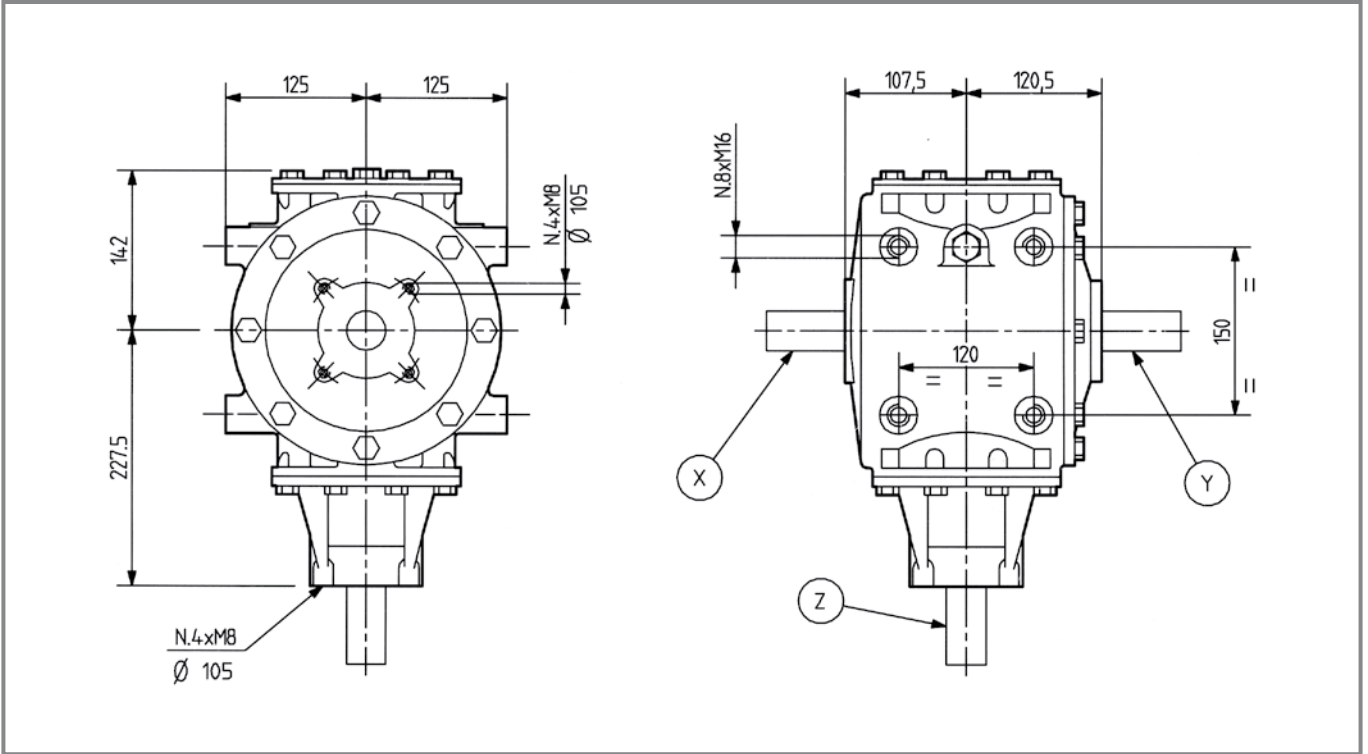
# T-269A



0.00



	[kg]	48		[l]	3.25
--	------	----	--	-----	------



	i				std spec	Input	
		rpm	kW HP	Nm lb.in.			
M	1.00	540	73.6 100	1261 11671	std	Z	1-2 / 3-4 / 5-6
	1.35	540	-	-	spec	X-Y	-
	1.42		77.3 105	932 8630	std	X-Y	21-22 / 23-24 / 25-26 / 27-28
	1.63		-	-	spec	-	-
	1.93		-	-	-	-	-
3.00	-		-	-	-	-	
R	1.35	540	-	-	spec	Z	-
	1.42		66.2 90.0	1611 14916	std	Z	1-2 / 3-4 / 5-6
	1.63		-	-	spec	-	-
	1.93		-	-	-	-	-
	3.00		-	-	-	-	-

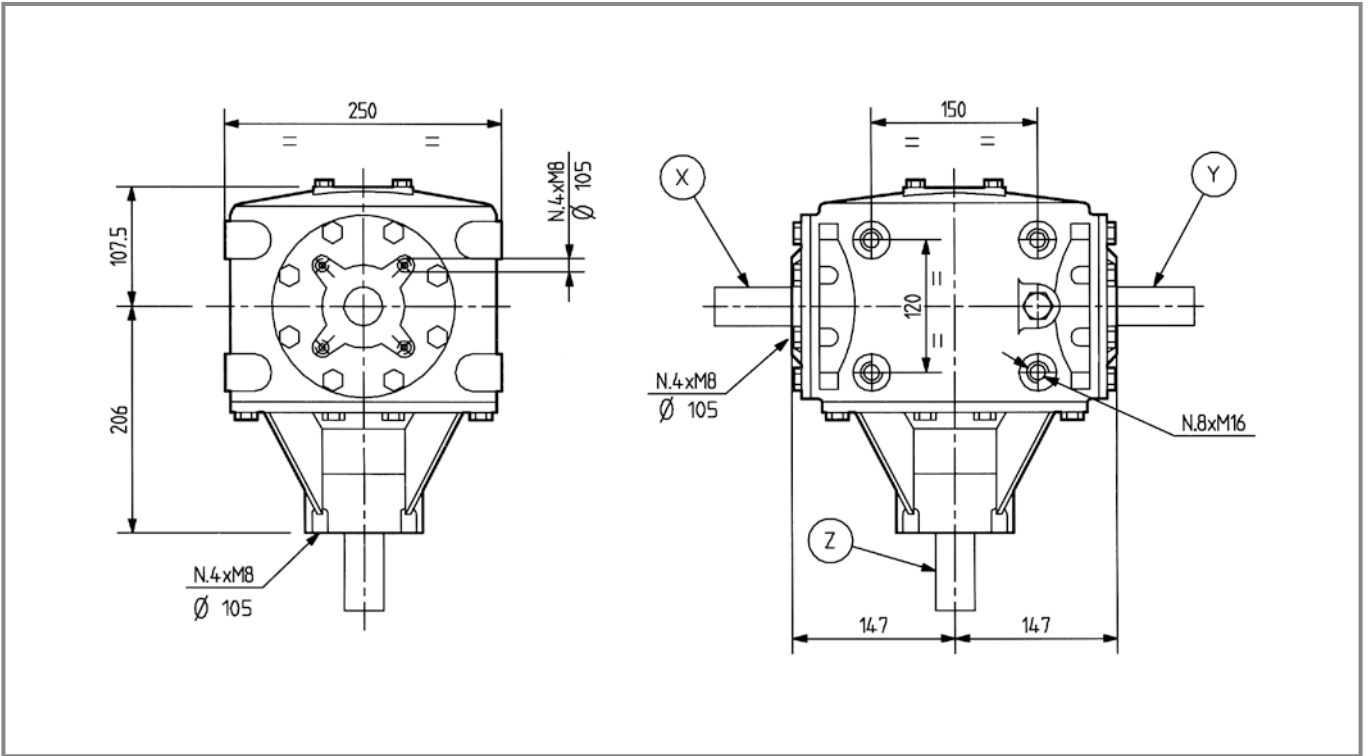
# T-269B



0.00

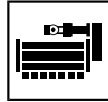


	[kg]	40		[l]	3.3
--	------	----	--	-----	-----



	i						std spec	Input	
—	1.00	540	73.6	100	1263	11700	std	Z	-
M	1.42	540	77.3	105	932	8630	std	Z	29-30 31-32 33-34
	1.63		77.3	105	812	7158			
	1.93		72.1	98.0	640	5026			
	2.42		62.6	85.0	442	4099			
	3.00		62.6	85.0	357	3307	sts	31-32	
R	1.42	540	66.2	90.0	1611	14916	std	X-Y	11-12 13-14
	1.63		62.6	85.0	1747	16171			
	1.93		60.4	82.0	1995	18471			
	2.42		47.8	65.0	1984	18368			
	3.00		39.0	53.0	2005	18567			

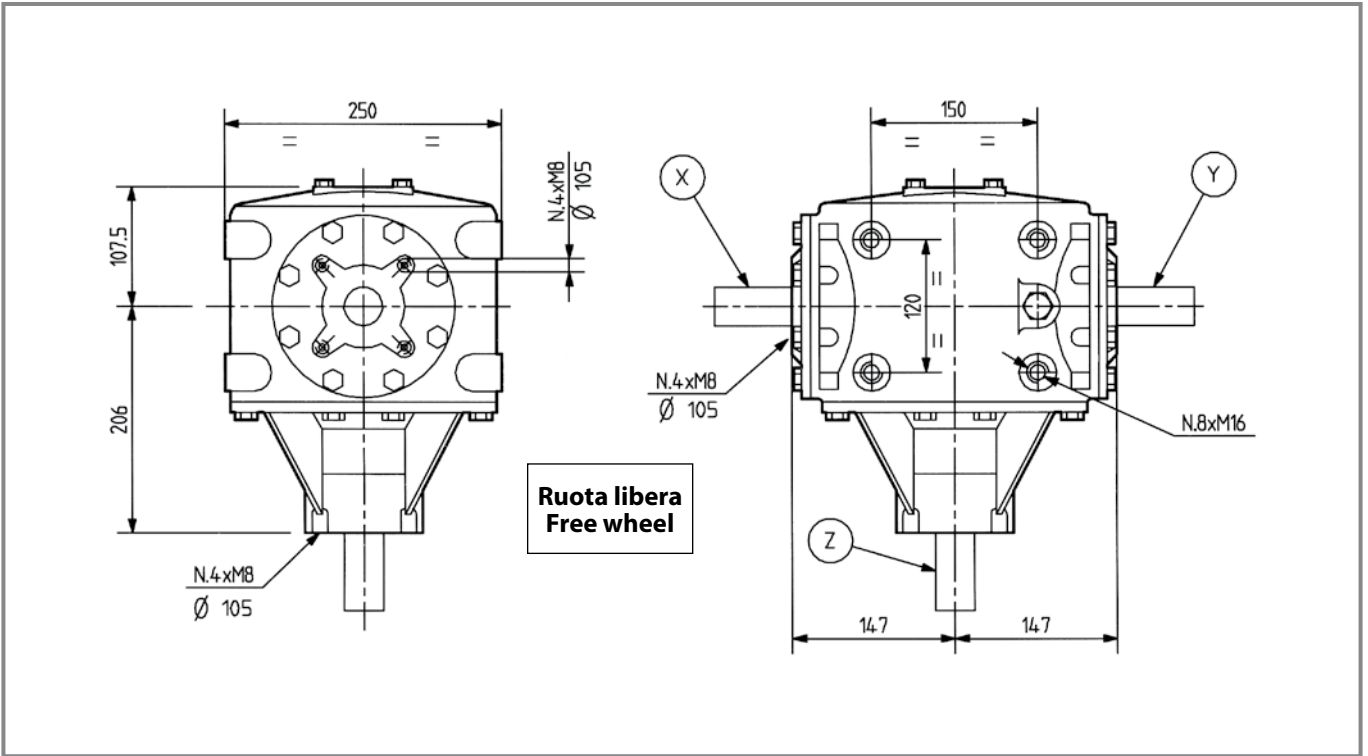
# T-269B



1.01

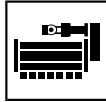


	[kg]	40		[l]	3.3
--	------	----	--	-----	-----



	i				std spec	Input	
		rpm	kW HP	Nm lb.in.			
—	1.00	540	73.6 100	1261 11671	std	Z	33-34
M	1.63 3.00	540	77.3 105 72.1 98.0	812 7158 640 5026	std	Z	33-34

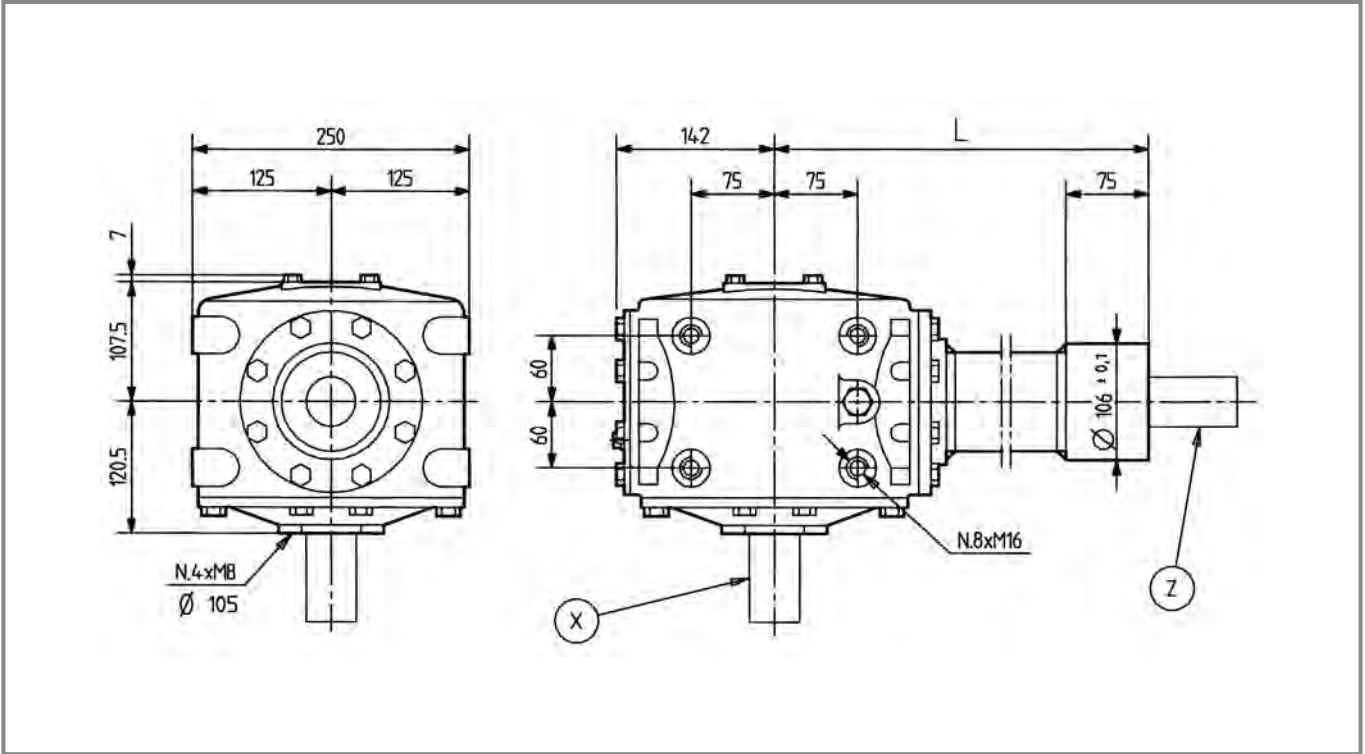
# TL-269E



1.01

[kg]


[l] -




i		rpm					std spec		Input	21-22
			kW	HP	Nm	lb.in.				
M ⇒ +	1.42	540	81.0	110	976	9041	std	X		
	1.93		81.0	110	718	6652				
	2.42		66.2	90.0	469	4341				



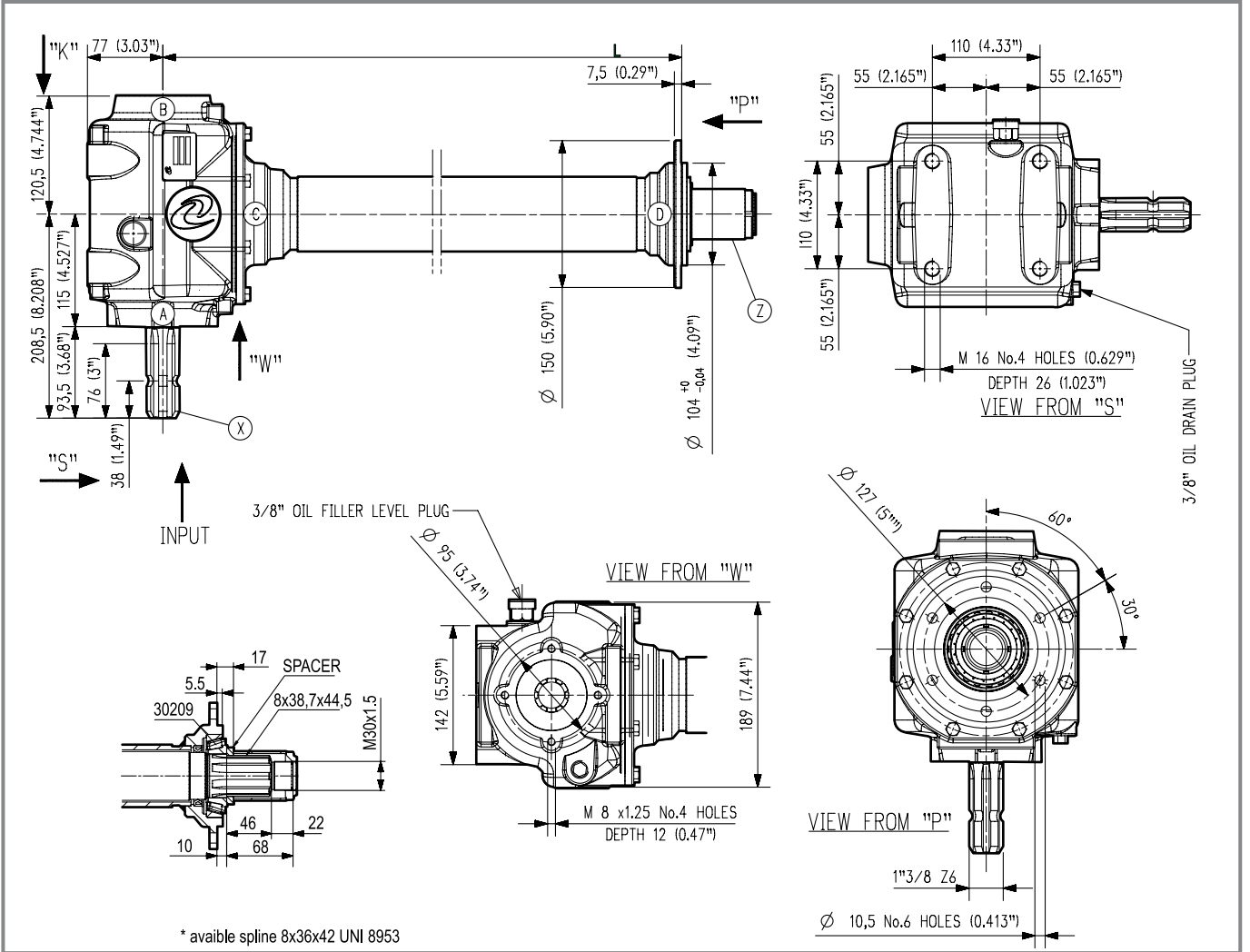
# TLZ-270J



2.01



	[kg]	46		[l]	-
--	------	----	--	-----	---



	i				std spec		L (mm)	Code	
	rpm	kW	HP	Nm	lb.in.	Input			
R	1.71	540	47.8	65.0	155.5	-	X	925	7-8

# TV-274A



2.02



5.03

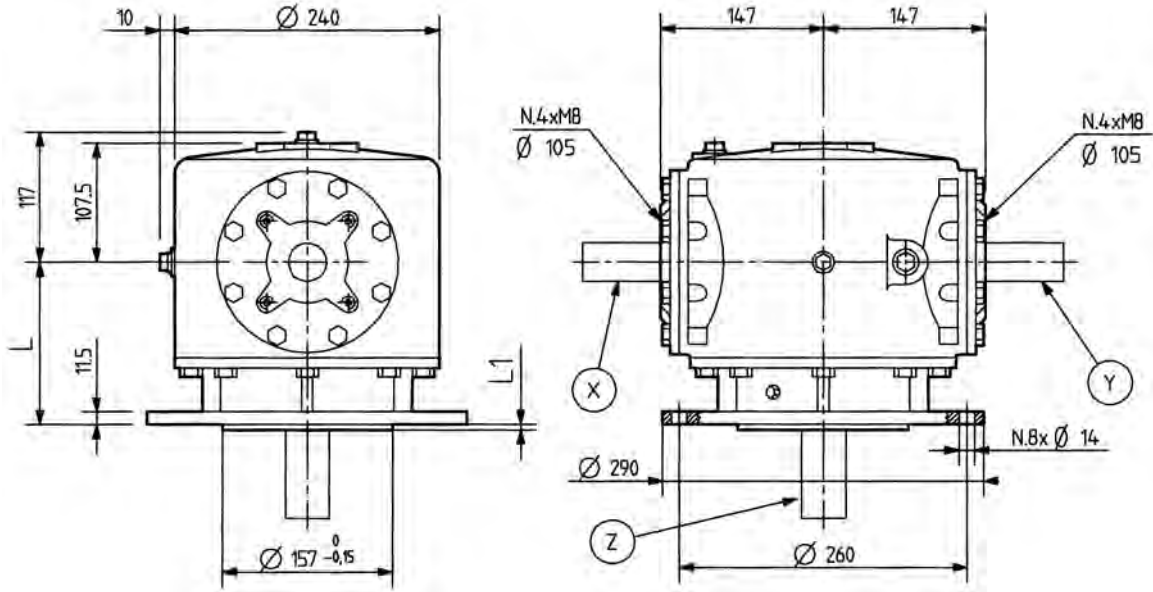
Vers. TV-274E



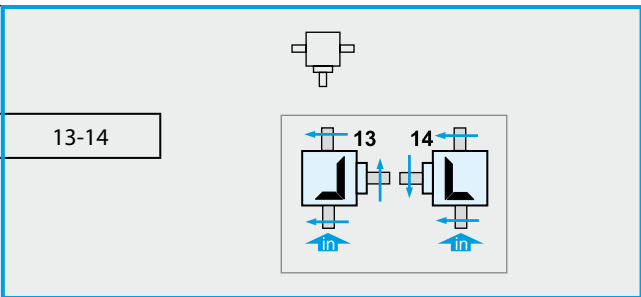
[kg] 51



[l] 1.8



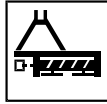
	i	rpm	kW	HP	Nm	lb.in.	std spec	Input
R →	<b>1.93</b>	540	<b>58.9</b>	80.0			std	X



# T-276 A



0.00



4.01



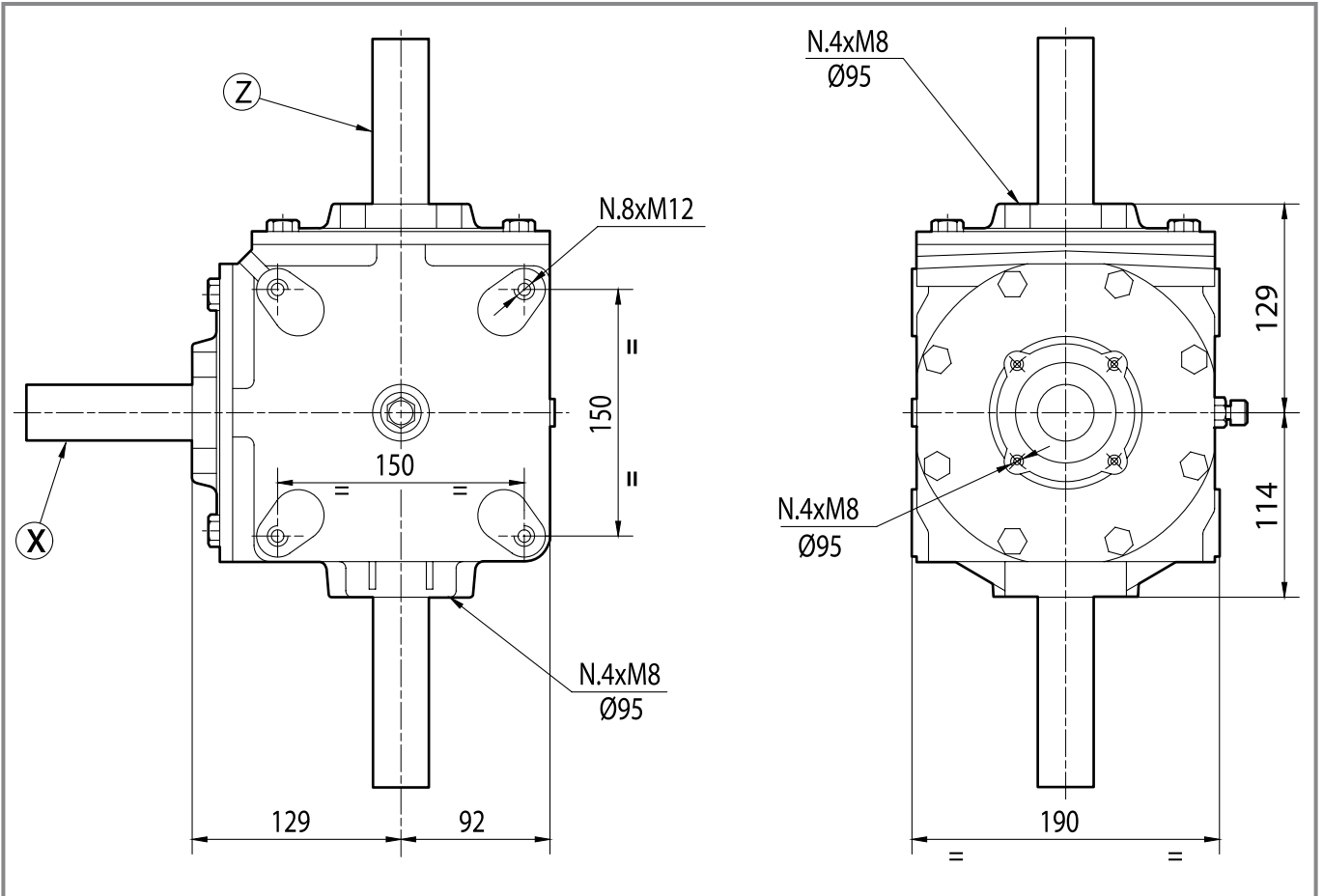
[kg]

26



[l]

2.3



	i				std spec	Input					
	rpm	kW	HP	Nm	lb.in.						
—	1.00	540	73.5	100	132.6	-	std	Z	1-2 / 3-4 / 5-6		
M	1.35	540	73.5	100	98.2	-	std	Z	21-22		
	1.5	540	66.0	90.0	83.0	-	std	Z			
R	1.35	540	66.2	90.0	153.2	-	std	Z	1-2		
	1.5	540	58.9	90.0	151.3	-	std	Z			

# T-278A



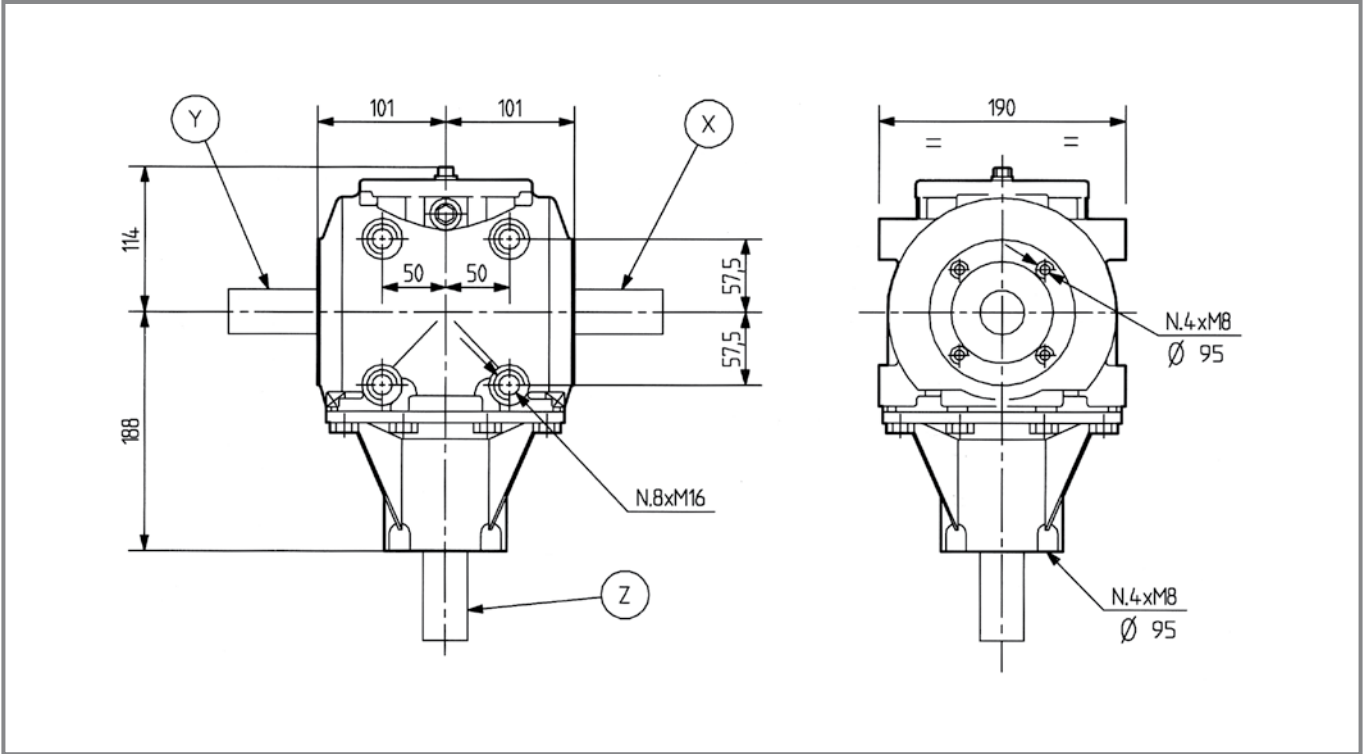
0.00



5.03  
TV-278B



	[kg]	23.5		[l]	1.7
--	------	------	--	-----	-----



	i				std spec	Input	
		rpm	kW HP	Nm lb.in.			
M	1.00	540	40.5 55.0	693 6419	std	Z	1-2 / 3-4 / 5-6
	1.60	540	40.5 55.0	433 4012	std	X-Y	21-22 / 23-24 25-26 / 27-28
	1.92		40.5 55.0	361 3343		X-Y	
	2.33		38.3 52.0	281 2605		X-Y	
	2.91		33.1 45.0	195 1805		X-Y	
R	1.60	540	36.8 50.0	1008 9337	std	Z	1-2 / 3-4 / 5-6
	1.81		- -	- -	spec		-
	1.92		33.1 45.0	1089 10084	std		1-2 / 3-4 / 5-6
	2.33		25.0 34.0	999 9246	std		-
	2.50		- -	- -	spec		-
	2.91		21.3 29.0	1064 9849	std		1-2 / 3-4 / 5-6

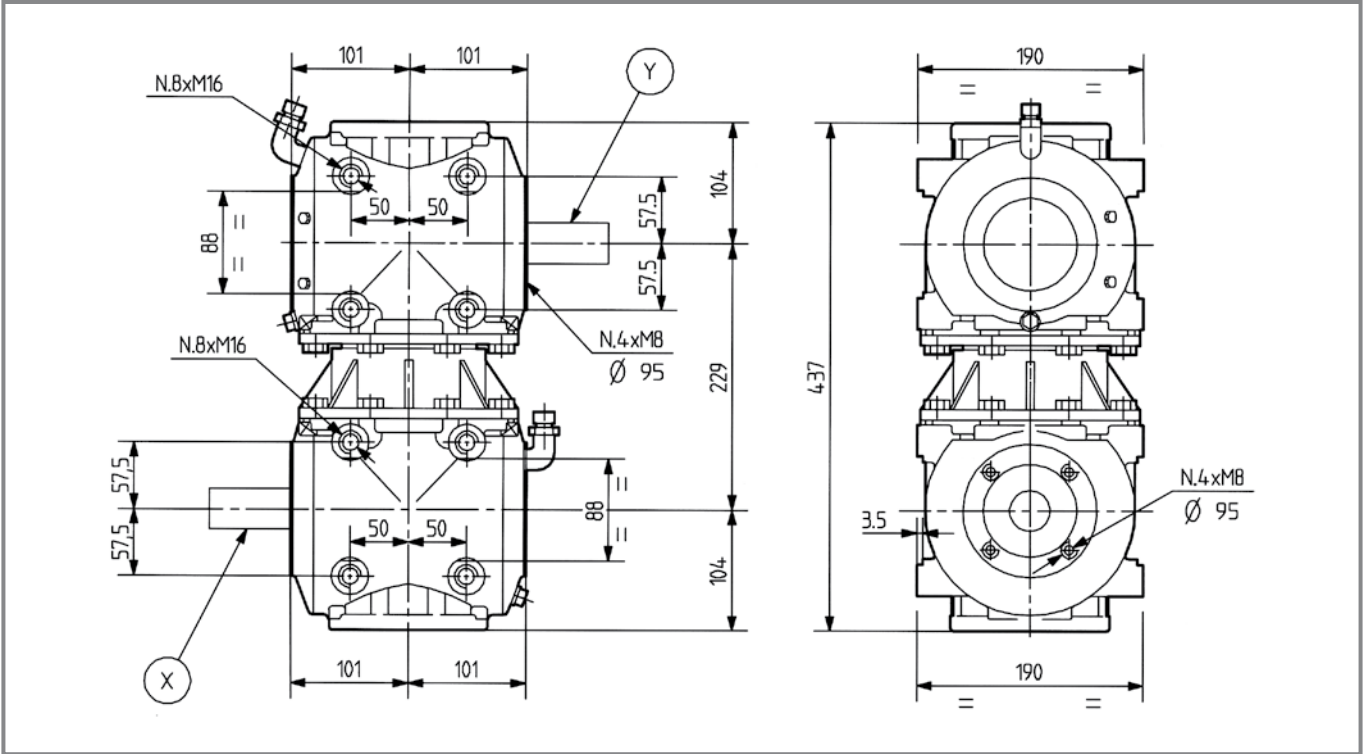
# T-278D



0.00



	[kg]	55		[l]	1.2+1
--	------	----	--	-----	-------



	i						std spec		
		rpm	kW	HP	Nm	lb.in.		Input	
<b>M</b>	<b>1.00</b>	540	<b>44.2</b>	60.0	-	-	std	X	227
<b>R</b>	<b>1.35</b>	540	<b>44.2</b>	60.0	-	-	std	X	227
	<b>1.82</b>								

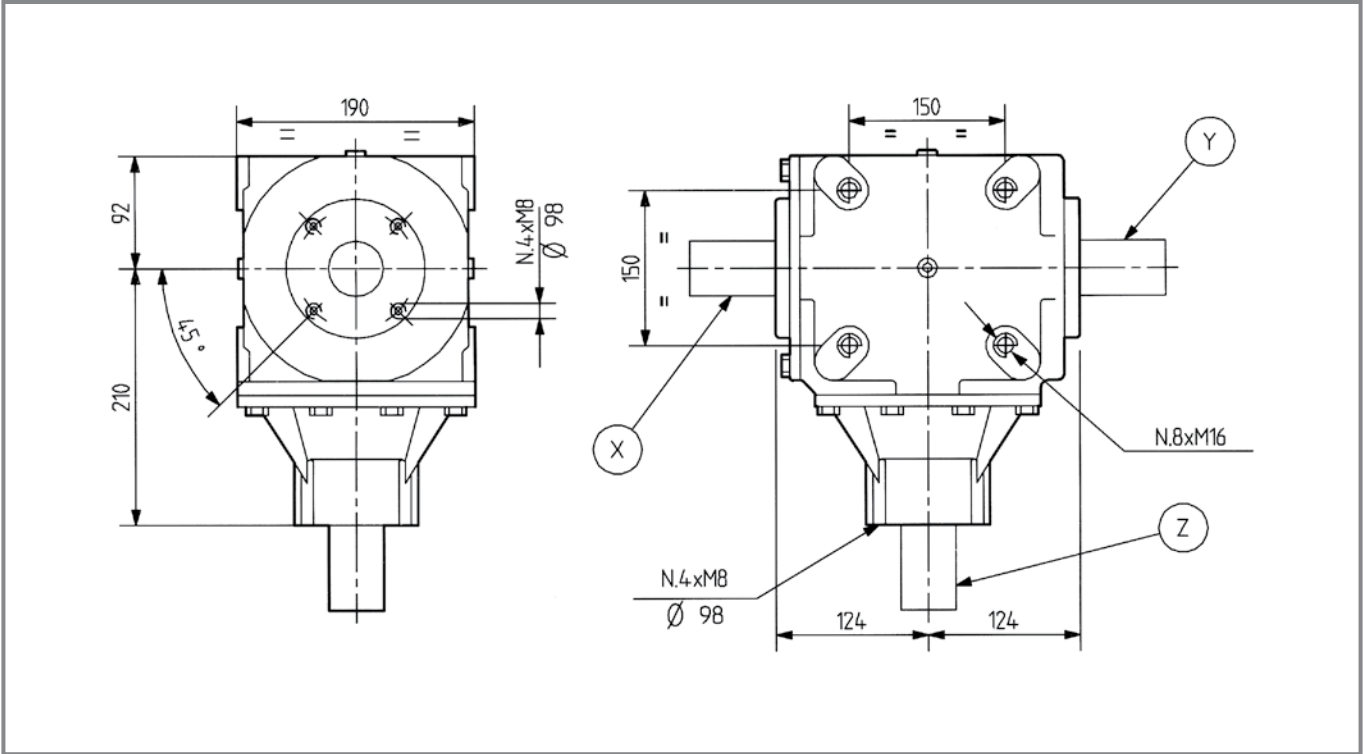
# T-279A



0.00

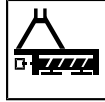


	[kg]	37		[l]	2.5
--	------	----	--	-----	-----



	i				std	spec	Input		
		rpm	kW	HP	Nm	lb.in.			
—	1.00	540	73.6	100	1261	11671	std	Z	1-2 / 5-6
M	1.35	540	73.6	100.0	934	8645	std	Y/Z	21-22 / 33-34
	1.50		66.2	90.0	756	7003		Y/Z	
	1.93		-	-	-	-	-	spec	-
R	1.35	540	66.2	90.0	1532	14181	std	Z	1-2 / 5-6
	1.50		58.9	80.0	1513	14006		Z	
	1.93		-	-	-	-	-	spec	-

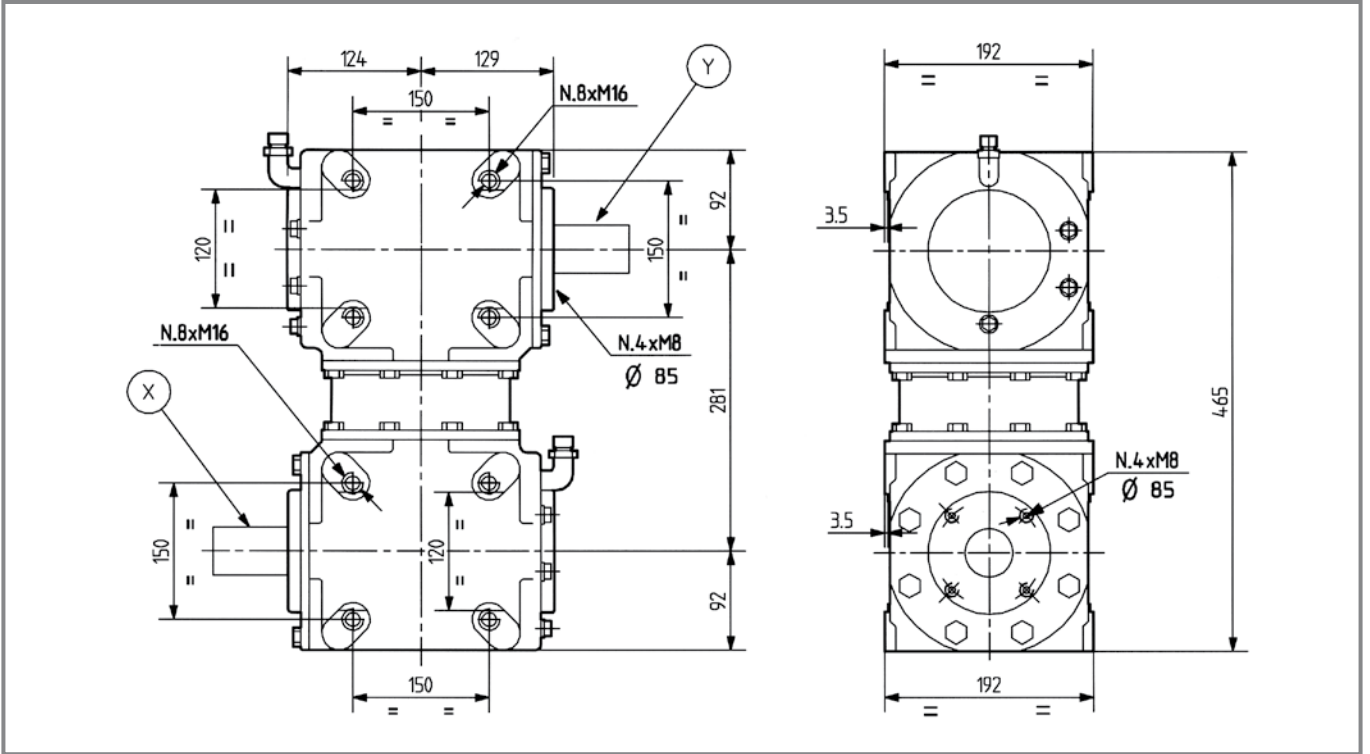
# T-279D



4.01



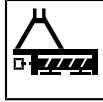
kg	[kg]	64	OIL	[l]	1.9+1.7
----	------	----	-----	-----	---------




	i				std spec		Input			
		rpm	kW	HP	Nm	lb.in.				
—	⇒ ⇒	<b>1.00</b>	540	<b>73.6</b>	100	-	-	std	X	227
M	⇒ ⇒	<b>1.35</b>	540	<b>73.6</b>	100	-	-	std	X	227
		<b>1.82</b>								
R	⇒ ⇒	<b>1.35</b>		<b>66</b>	90			std	X	227

227

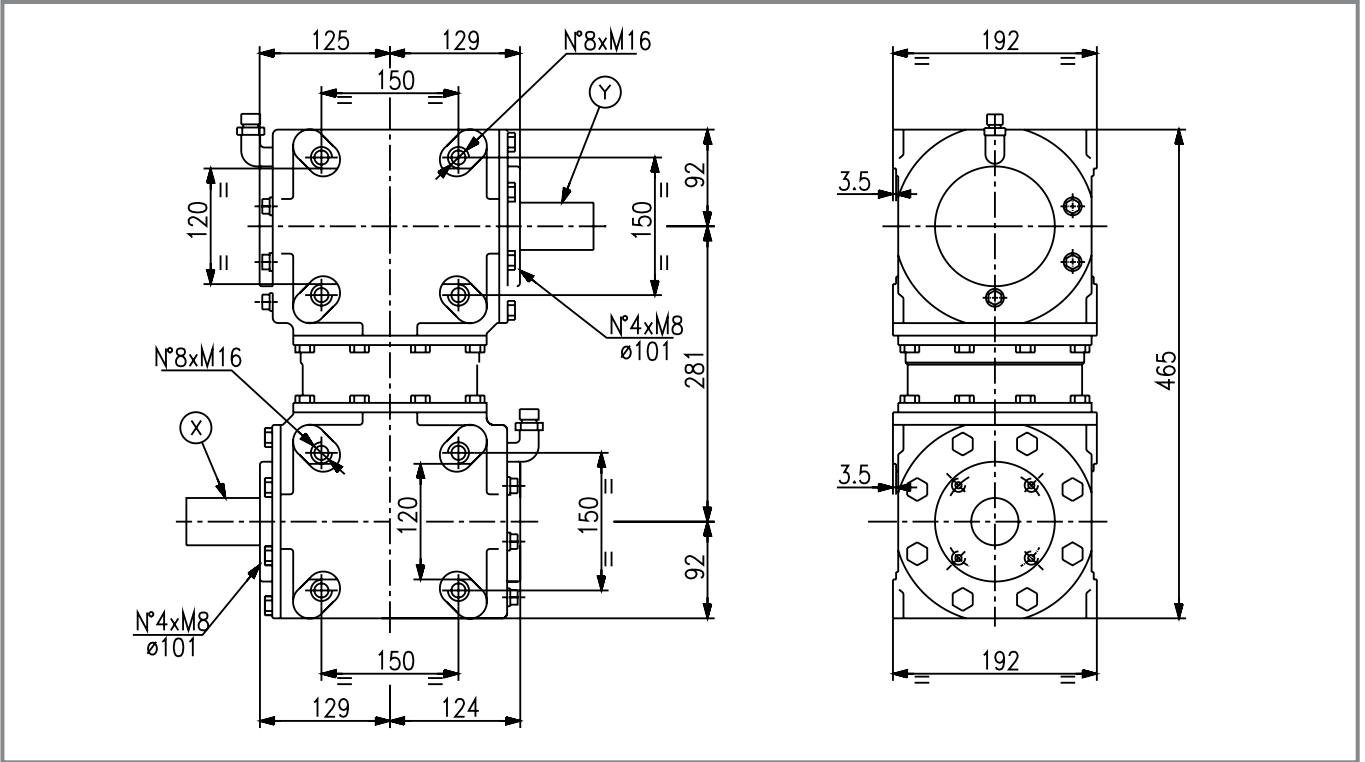
# T-279D-J



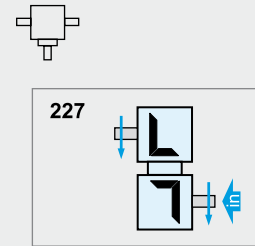
4.01



	[kg]	64		[l]	1.9+1.7
--	------	----	--	-----	---------



	i				std spec		Input		
		rpm	kW	HP	Nm	lb.in.			
—	1.00	540	73.6	100	-	-	std	X	227
M	1.35	540	73.6	100	-	-	std	X	227
R	1.35		66	90			std	X	227





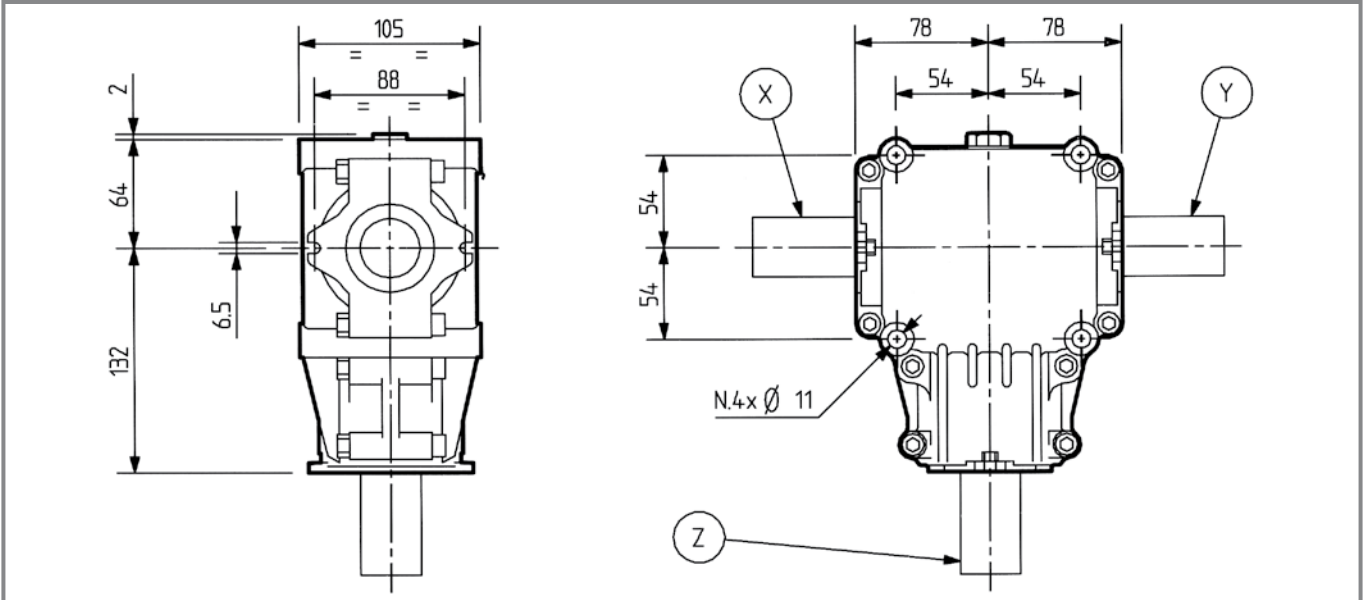
# T-281A



0.00



	[kg]	7		[l]	0.5
--	------	---	--	-----	-----



	i						std spec		
		rpm	kW	HP	Nm	lb.in.		Input	
M	1.00	540	16.9	23.0	290	2684	std	Z	1-2 / 3-4 / 5-6
	1.46	540	14.7	20.0	172	1599	std	Z	21-22 / 23-24 25-26 / 27-28 29-30
	1.84		12.5	17.0	116	1078	std	X/Y/Z	21-22 / 23-24 25-26 / 27-28 31-32 / 33-34
	2.16		10.3	14.0	81	756	std	X/Y/Z	21-22 / 23-24 25-26 / 27-28
	2.91		8.1	11.0	47	441	std	X/Y	25-26 / 27-28
R	1.46	540	11.8	16	294	3726	std	Z	1-2 / 3-4 / 5-6
	1.84		8.8	12	278	2577			
	2.16		6.6	9.0	345	2269			
	2.91		3.7	5.0	183	1698			

Diagram illustrating various gearbox configurations for the T-281A. It shows 34 numbered input/output combinations arranged in a grid. Each diagram includes flow arrows indicating the direction of rotation and shaft connections. The configurations are: (1,2), (25,26), (3,4), (27,28), (5,6), (29,30), (21,22), (31,32), (23,24), and (33,34).

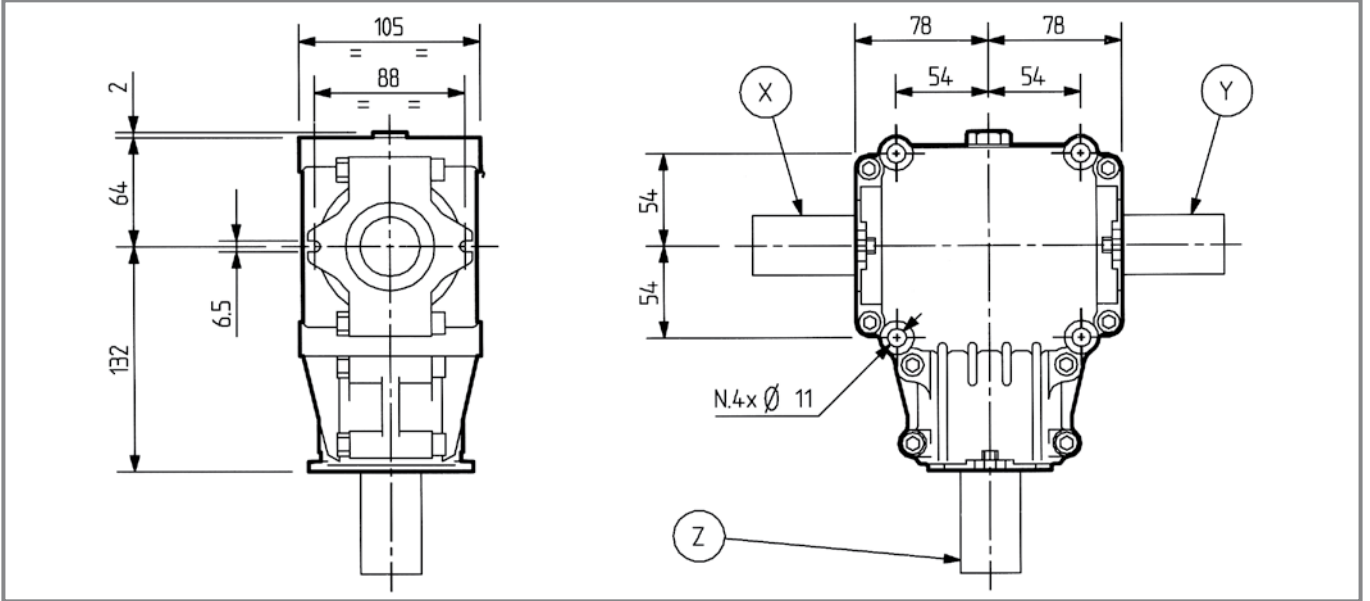
# T-281J



0.00

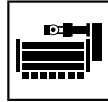


	[kg]	7		[l]	0.5
--	------	---	--	-----	-----



	i				std spec	Input	
		rpm	kW	HP	Nm	lb.in.	
M	1.00	540	16.9	23.0	290	2684	std Z 1-2 / 3-4 / 5-6
	1.35	540	14.7	20.0	-	-	11-12
	1.46				172	1599	std Z 21-22 / 23-24 25-26 / 27-28 29-30
	1.84				116	1078	std X/Y/Z 21-22 / 23-24 25-26 / 27-28 31-32 / 33-34
	2.91				47	441	std X/Y
R	1.46	540	11.8	16	294	3726	std Z 1-2 / 3-4 / 5-6
	1.84		8.8	12	278	2577	
	2.91		3.7	5.0	183	1698	

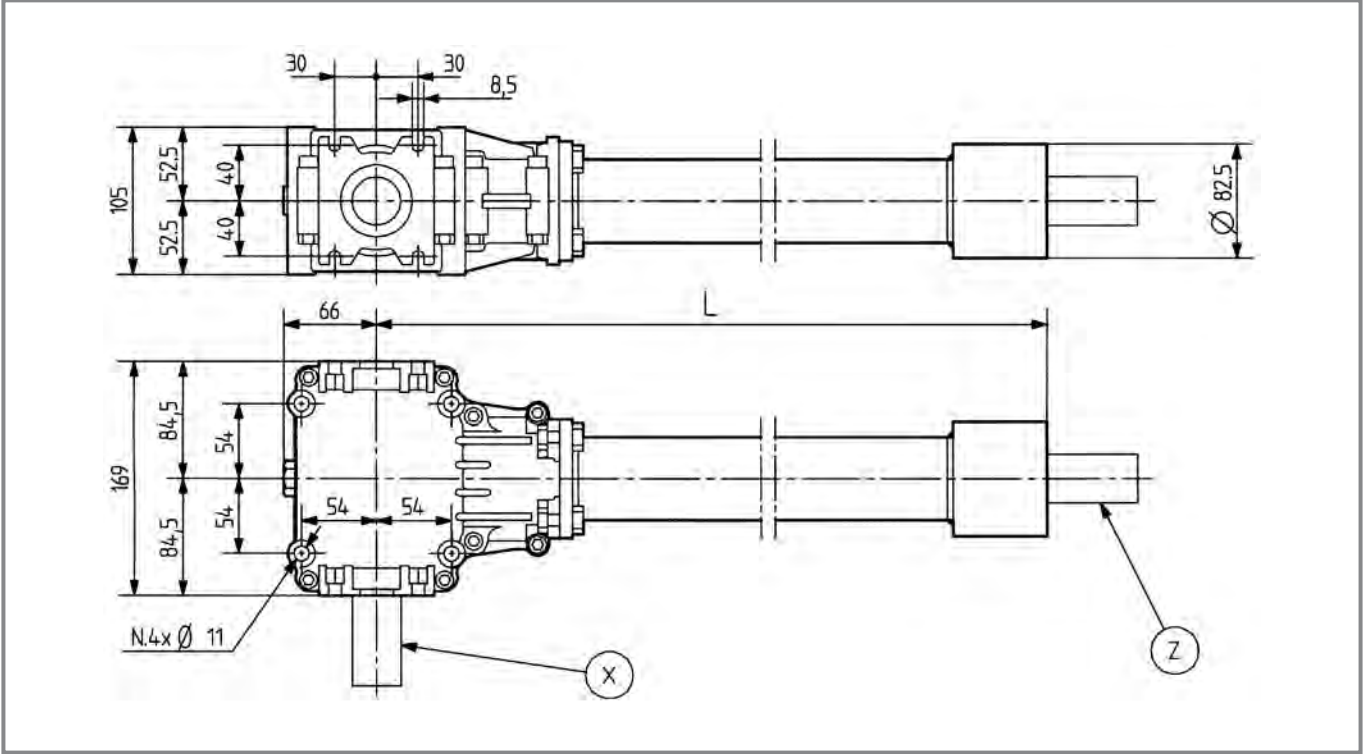
# TL-281E



1.01

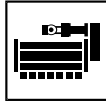
kg [kg] -

oil [l] -



i	rpm					std spec	Input	L (mm)	Code	
		kW	HP	Nm	lb.in.					
M →	540	1.85	14.7	20.0	136	1262	std	X	21-22	
		2.91	9.6	13.0	56	521				
		2.91								
		2.91								

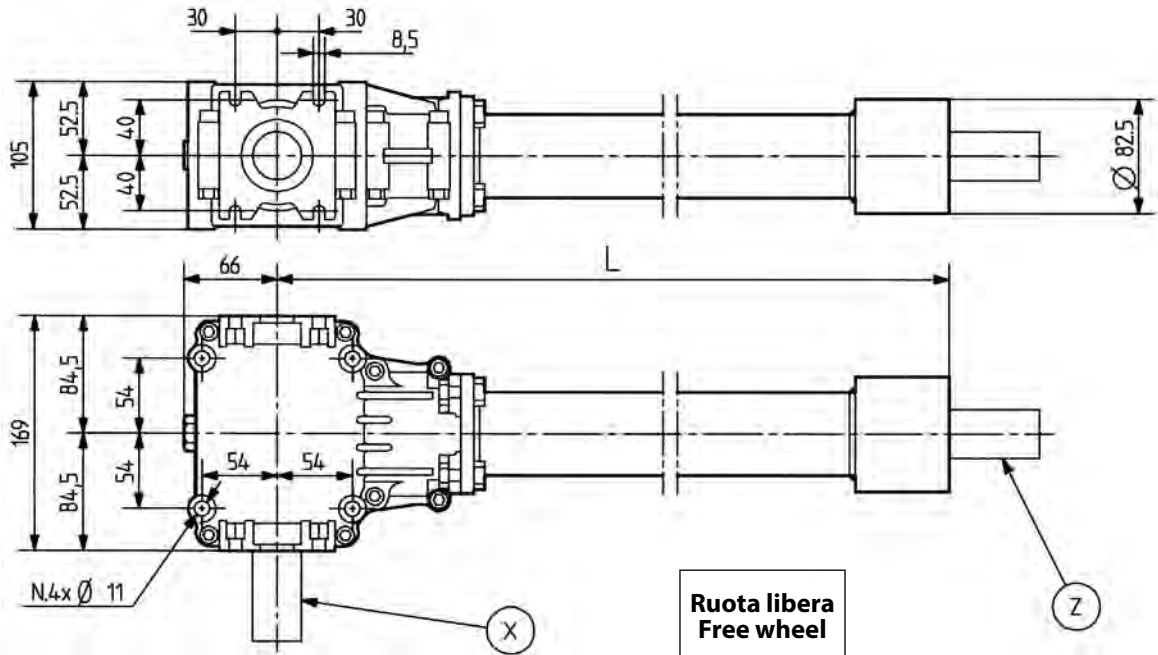
# TL-281E



1.01

**kg** [kg] -

**OIL** [l] -



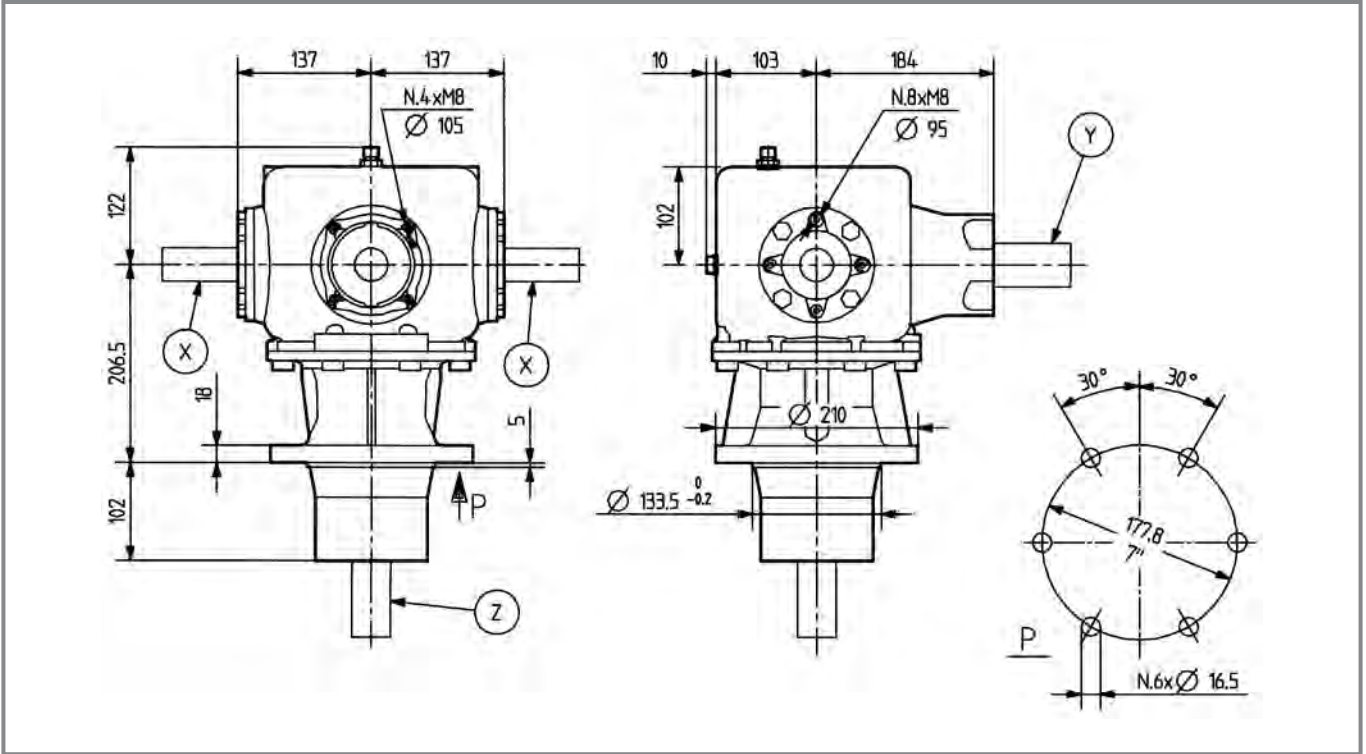
M →	i				std spec		L (mm)	Code	
		rpm	kW HP	Nm lb.in.		Input			
	2.91						530		21-22
	2.91	540	9.6 13.0	56 521	std	X	715		

# TF-285B



1.03

	[kg]	42		[l]	2.6
--	------	----	--	-----	-----

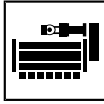


M	i						std spec	Input	233
	1.20	540	-	-	-	-	spec	Y	233
	1.86		84.0	115	780	7216	std		

# T-290A



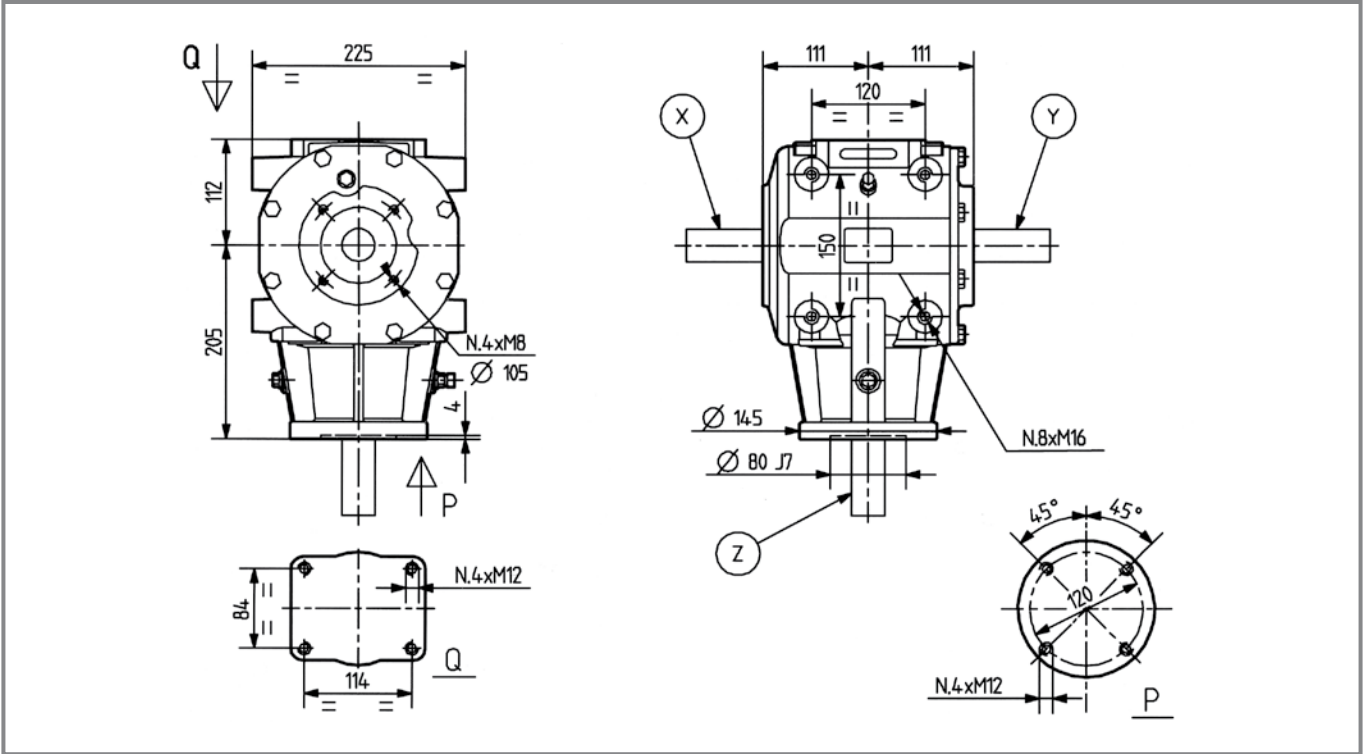
0.00



1.01  
T-290D



	[kg]	31		[l]	2.3
--	------	----	--	-----	-----



	i						std spec	Input	
M	1.00	540	66.2	90.0	1135	10511	std	Z	1-2 / 3-4 / 5-6
	1.47	540	69.8	95.0	815	7548	std	Z	21-22 / 23-24 / 25-26
	1.47	1000	95.6	130	602	5574			
	1.62	1000	88.2	120	504	4669	std	X	21-22 / 23-24 / 25-26
	1.86	540	62.5	85.0	576	5334			
	2.42	540	58.8	80.0	417	3861			
		3.00	540	57.3	78.0	328	3038		X-Y
R	1.47	540	62.5	85.0	1575	14586	std	Z	1-2 / 3-4 / 5-6
	1.86		55.1	75.0	1759	16290	spec		5-6
	2.07		51.5	70.0	-	-			1-2 / 3-4 / 5-6
	2.42		41.9	57.0	1739	16105			std
	3.00		33.0	45.0	1702	15762			

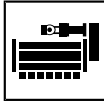

NOTA: Disponibile con ruota libera su corona (i = 1.62 / 2.42 / 3.00).

NOTE: Available version with free wheel on crown (i = 1.62 / 2.42 / 3.00).


# T-290HD



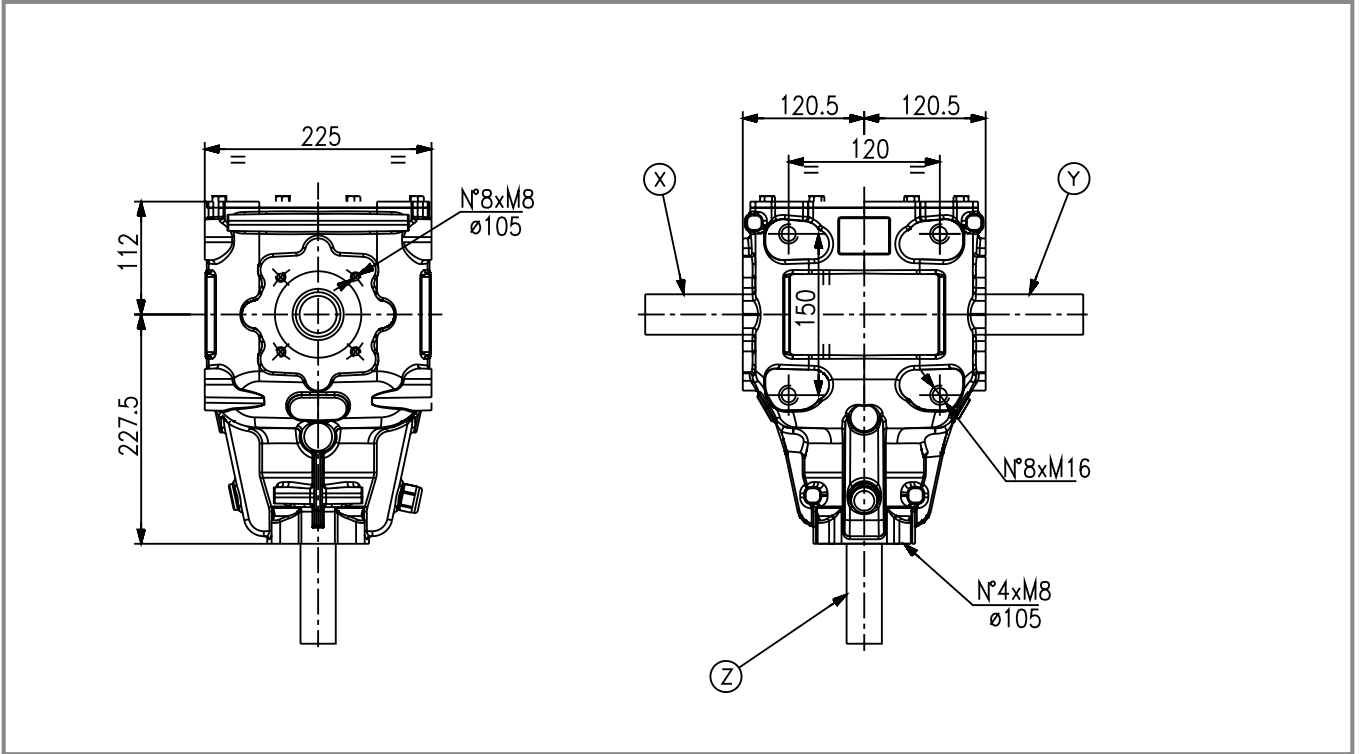
0.00



1.01  
T-290D

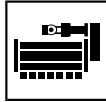


	[kg]	41		[l]	2.3
--	------	----	--	-----	-----



i		rpm		kW	HP		Nm	lb.in.	std spec	Input	Gearbox Configuration	
											1	2
R		540		1.63	78.0	106	2180	20165	std	X	1-2	
				3.0	58	79	1690	15632				

# TL-290D



1.01



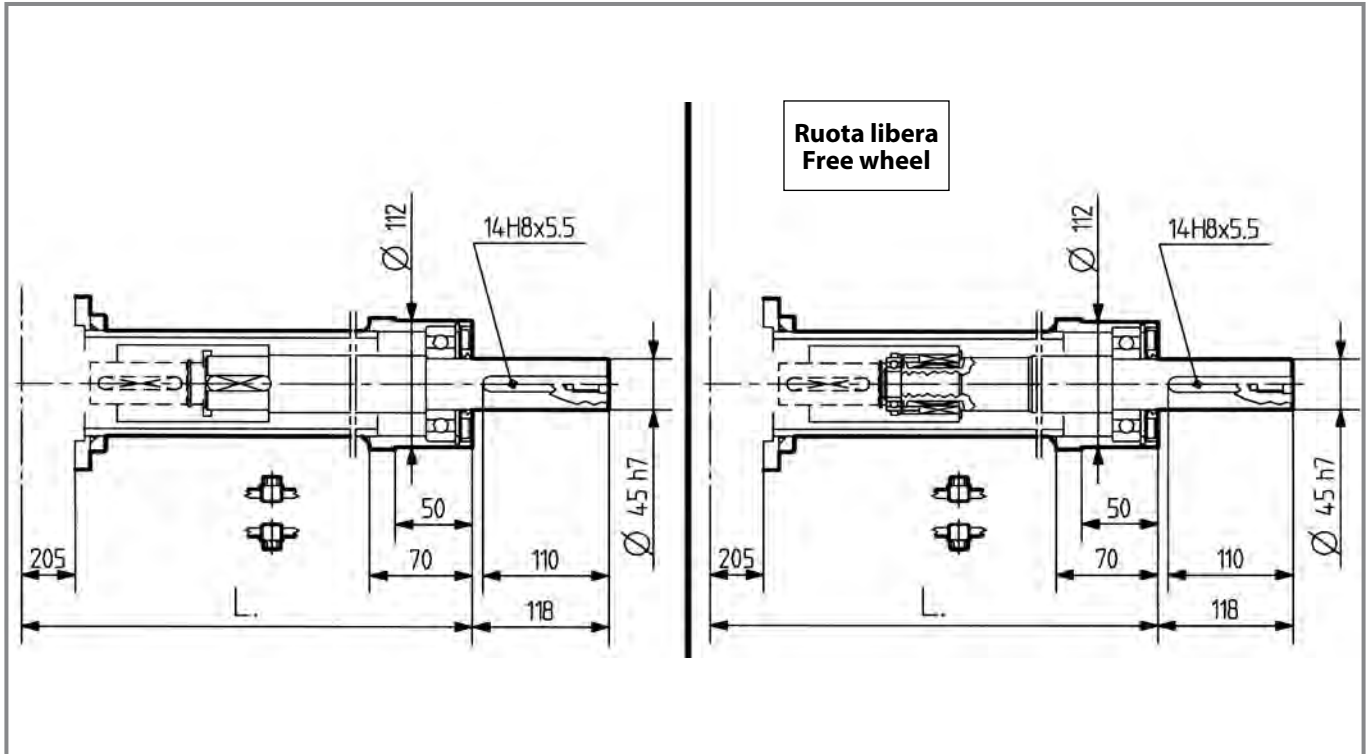
[kg]



[l]



-



L(mm)	Code
780	290.500
990	290.501
1050	290.502
1115	290.527
1240	290.503
1400	290.505
1560	290.507
1365	290.504
2070	290.529

L(mm)	Code
1115	290.534
1240	290.536
1365	290.533
1400	290.535
1560	290.523



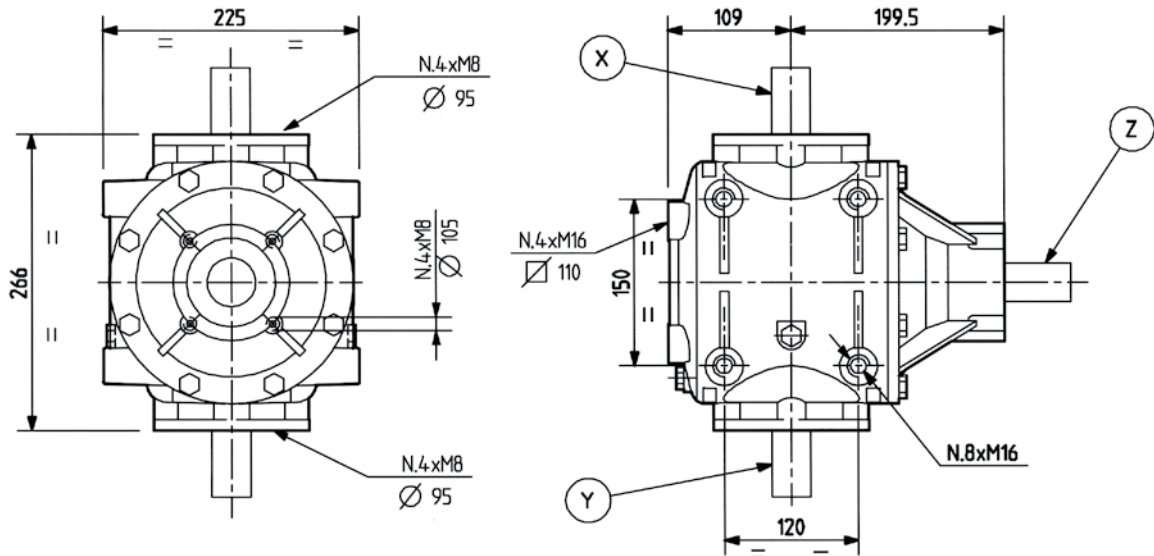
# T-292B



0.00



	[kg]	33		[l]	2.5
--	------	----	--	-----	-----

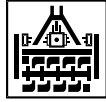


	i				std spec	Input		
		rpm	kW	HP	Nm	lb.in.		
M	1.00	540	61.8	84.0	1059	9804	std	33-34
	1.47	540	66.2	90.0	772	7146	std	33-34
	1.62		-	-	-	-		-
	1.86	40	62.5	85.0	576	5334	std	X-Y
	2.07		-	-	-	-		-
3.00	540		57.3	78.0	-	-		31-32
R	1.47	540	-	-	-	-	std	Z
	1.62		-	-	-	-		-
	1.86		-	-	-	-		-
	2.07		-	-	-	-		-
	3.00		-	-	-	-		-

NOTA: Disponibile con ruota libera su corona (i = 1.00 / 1.62 / 1.86).

NOTE: Available version with free wheel on crown (i = 1.00 / 1.62 / 1.86).

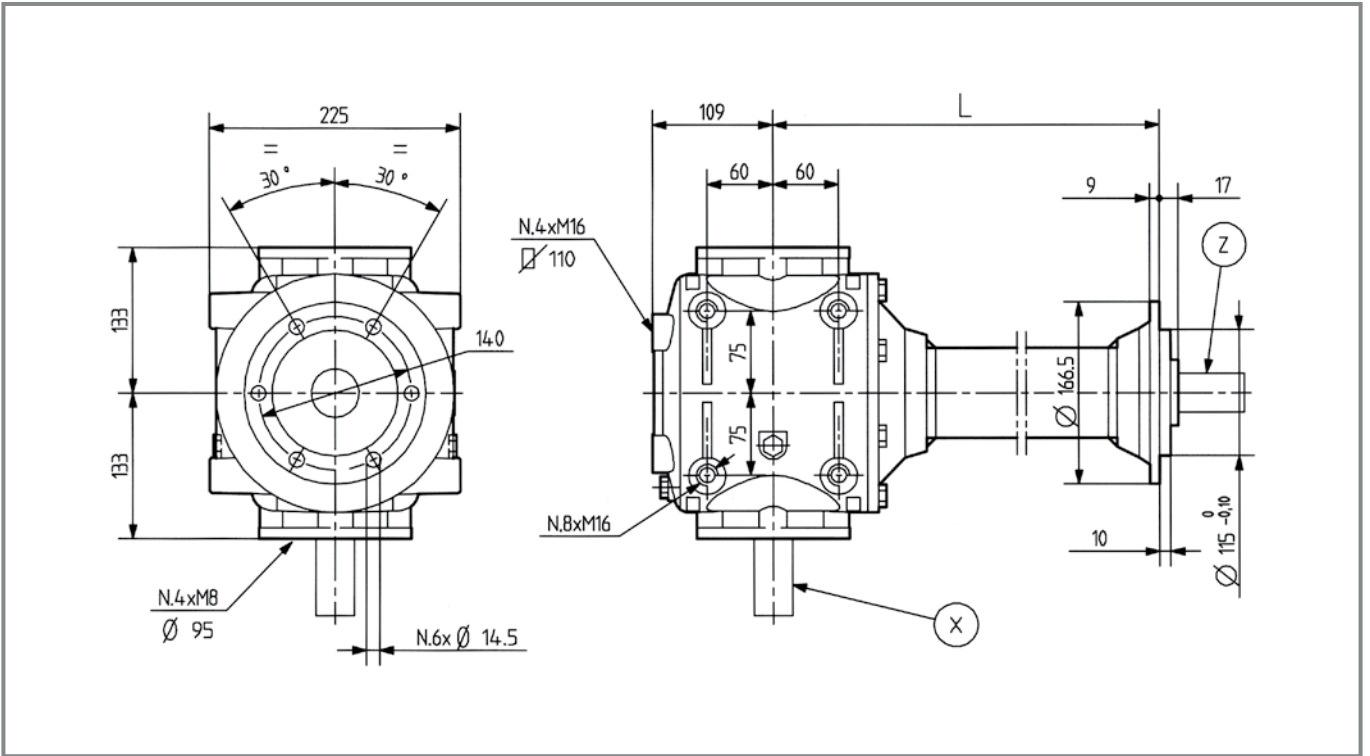
# TLZ-292A



2.01



kg	[kg]	-	OIL	[l]	-
----	------	---	-----	-----	---



	i				std spec	Input			
	rpm	kW	HP	Nm	lb.in.				
—	1.00	540	61.8	84.0	-	-	std	X	7
M	1.47	540	66.2	90.0	-	-	std	X	7
R	1.86	540	47.8	65.0	1555	14395	std	X	7

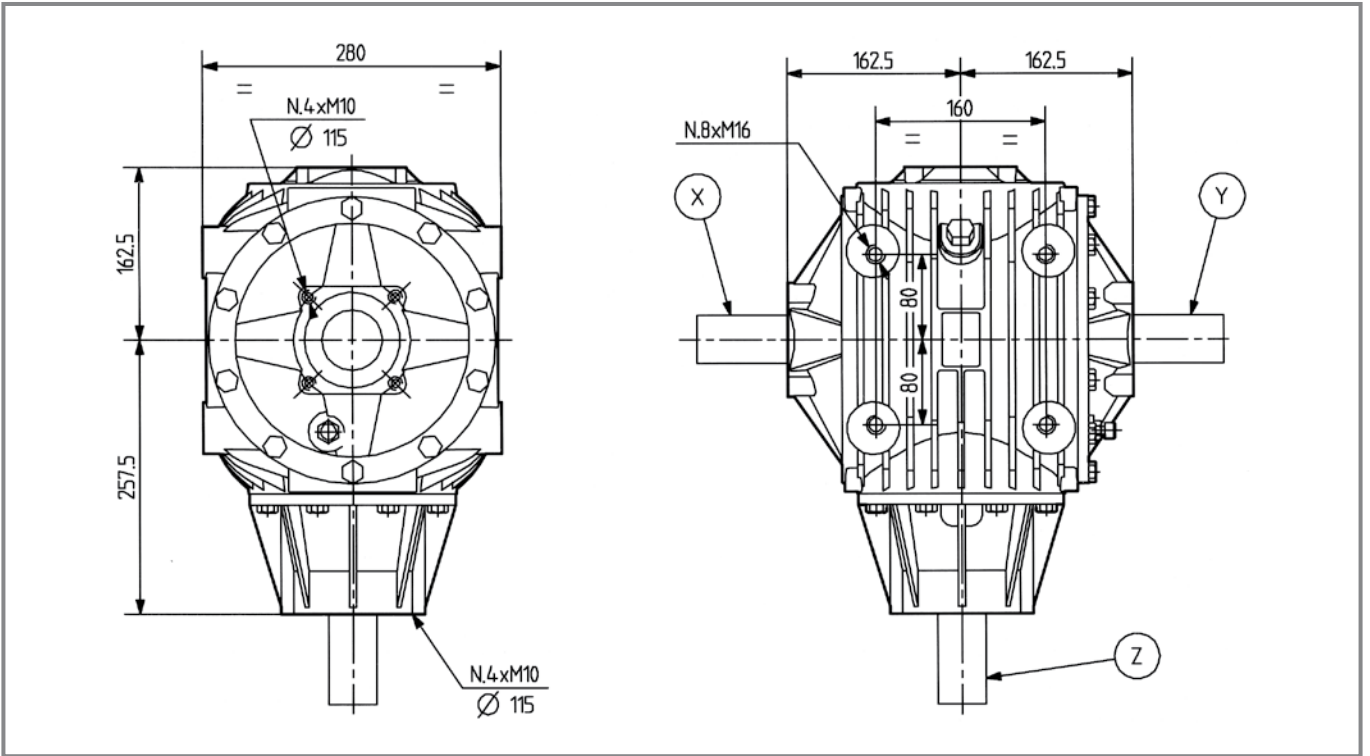
# T-301A



0.00



	[kg]	61.5		[l]	4.4
--	------	------	--	-----	-----



	i				std spec	Input	
		rpm	kW	HP	Nm	lb.in.	
M → + →	1.35	540	103	140	1308	12110	21-22 / 23-24 25-26
	1.60		95.6	130	1025	9488	
	1.93		80.9	110	719	6659	
R → + →	1.35	540	95.6	130	2213	20494	1-2 / 3-4 5-6
	1.60		88.2	120	2421	22421	
	1.93		77.2	105	2555	23665	

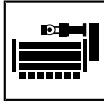
  

Diagram illustrating the input and output configurations for the gearbox. The input shaft is shown at the top. The output shaft configurations are shown in a 3x2 grid, labeled 1 through 26. Each diagram shows the input and output shafts with arrows indicating the direction of rotation and flow. The configurations are arranged in pairs: (1, 2), (21, 22), (3, 4), (23, 24), (5, 6), (25, 26).

# T-301B



0.00



1.01



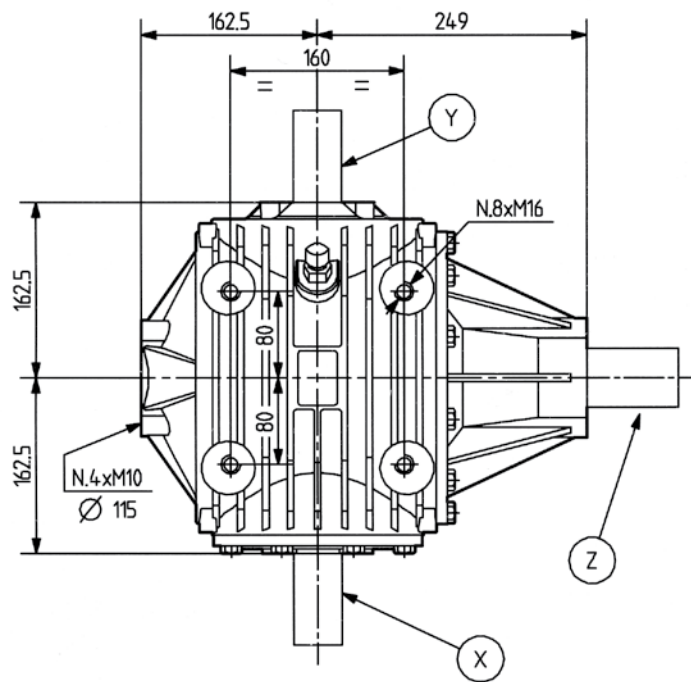
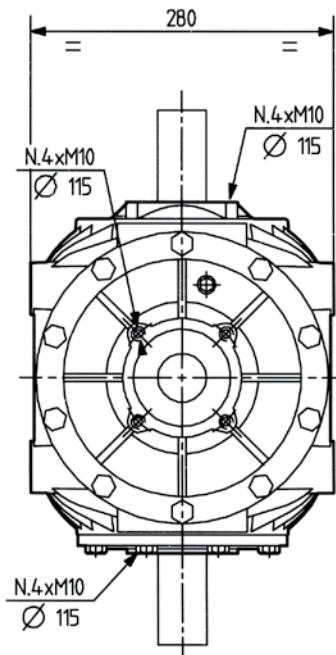
[kg]

61.5



[l]

4.4



	i				std spec	Input			
		rpm	kW	HP	Nm	lb.in.			
M	1.00	540	110	150	1891	17512	std Z	29-30 / 31-32 33-34	
	1.35*		142	193	973	9010	std Z	33-34	
	1.60*	1000	110	150	638	5908			
	1.93*		107	145	511	4769			
	1.35		103	140	1308	12110	std Y	29-30 / 31-32 33-34	
	1.60	540	95.6	130	1025	9488			
1.93		80.9	110	719	6659				
R	1.35		95.6	130	2213	20494	std Z	1-2 / 3-4 / 5-6	
	1.60	540	88.2	120	2421	22421			
	1.93		77.2	105	2555	23665			

\* Disponibile con ruota libera su corona.

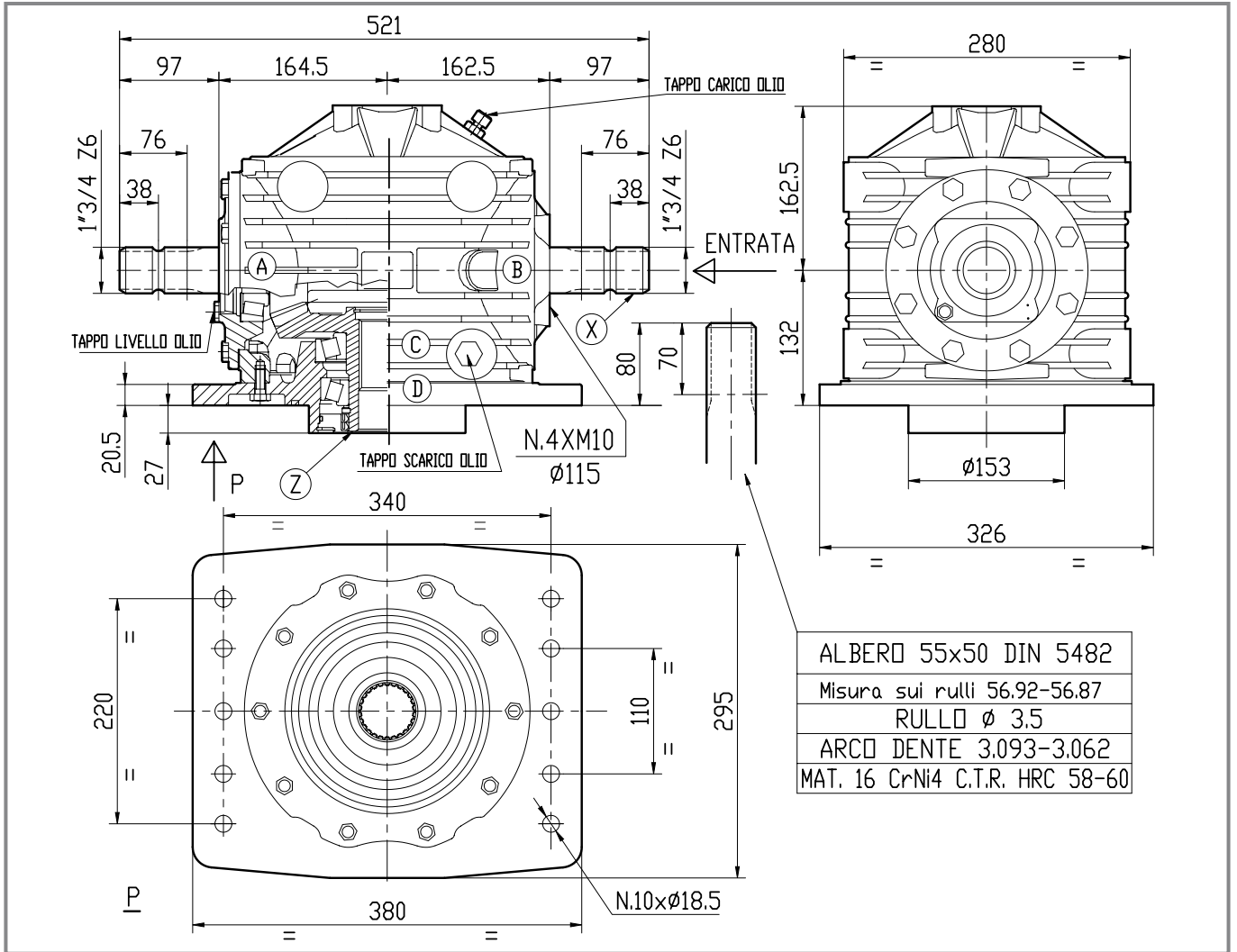
\* Available version with free wheel on crown.

# TV-301H

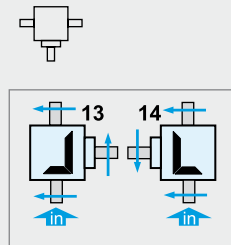


2.02

	[kg]	62		[l]	-
--	------	----	--	-----	---



	rpm	kW	HP	Nm	lb.in.	std spec	Input		
R	2.42	600	73.5	100			std	X	13-14



# T-304A



0.00

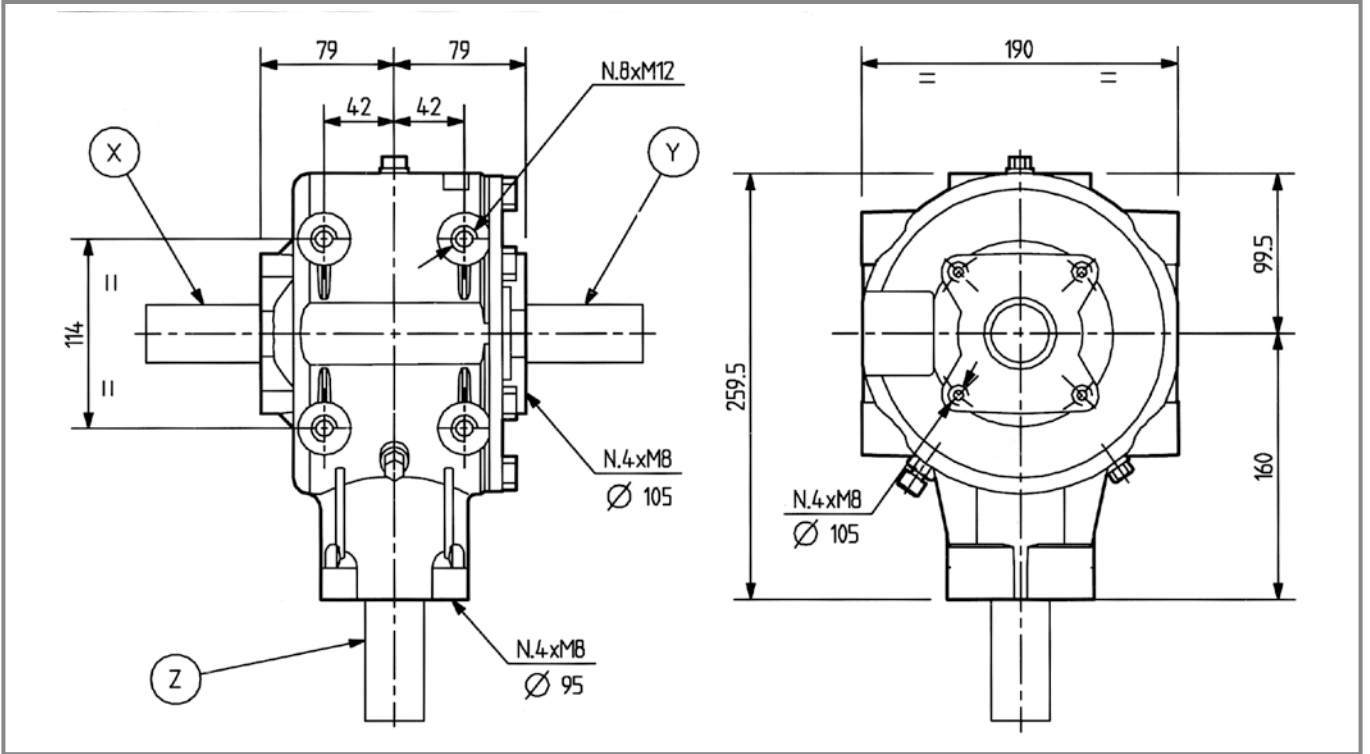


2.04

Vers. T-304C



	[kg]	19		[l]	1.1
--	------	----	--	-----	-----



	i						std spec	Input					
									1	2	21	22	
M → + →	1.50	750	36.7	50.0	-	-	spec	X	21-22				
	1.60	900	36.7	50.0	-	-	spec	Z	3-4				
	1.93	540	40.4	55.0	35.9	3328	std	X-Y	21-22 / 23-24 25-26 / 27-28				
	2.14	430	36.7	50.0	-	-	spec	X	21-22				
	3.00	540	36.8	50.0	21	1946	std	X-Y	21-22 / 23-24 25-26 / 27-28				
	4.50		28.0	38.0	10.6	986		Y	21-22 / 27-28				
	5.33		19.9	27.0	6.3	591	spec	X	27-28				
	6.12		10.3	14.0	-	-			25-26				
R → + →	1.93	540	27.9	38	92.5	8564	std	Z	1-2 / 3-4 / 5-6				
	3.00		18.4	25.0	94.5	8751							
	4.50		11.0	15.0	85.1	7878							
	5.33		9.9	13.5	90.7	8398							

# T-305J

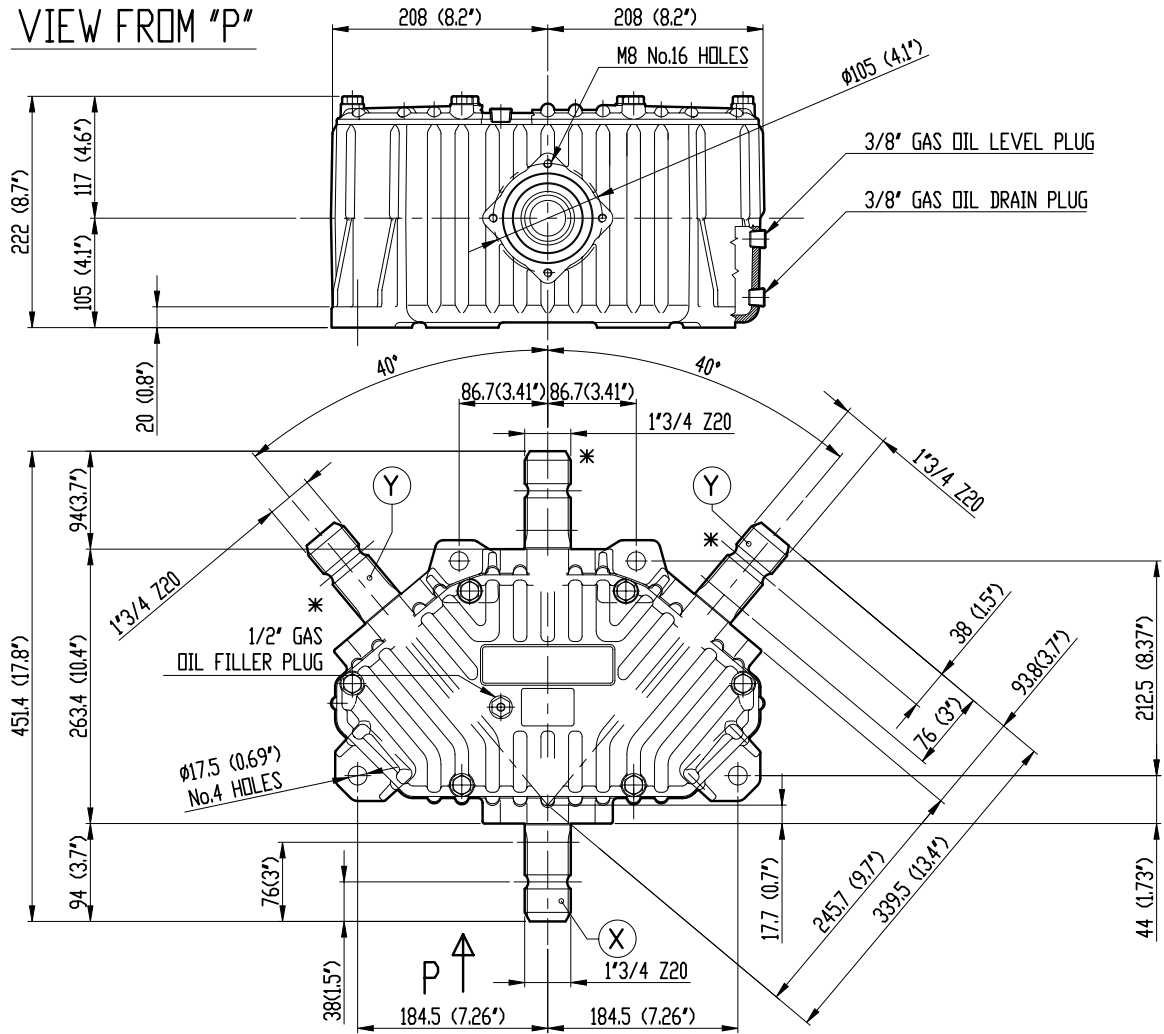


1.03

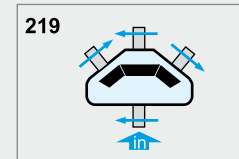


	[kg]	30		[l]	3.2
--	------	----	--	-----	-----

## VIEW FROM "P"



	i						std spec		
		rpm	kW	HP	Nm	lb.in.		Input	
<b>M</b>	1.20	540	184	250	-	-	std	X	219
<b>R</b>	1.20	1000	184	250	-	-	std	X	219
	1.35								



# T-310A




0.00

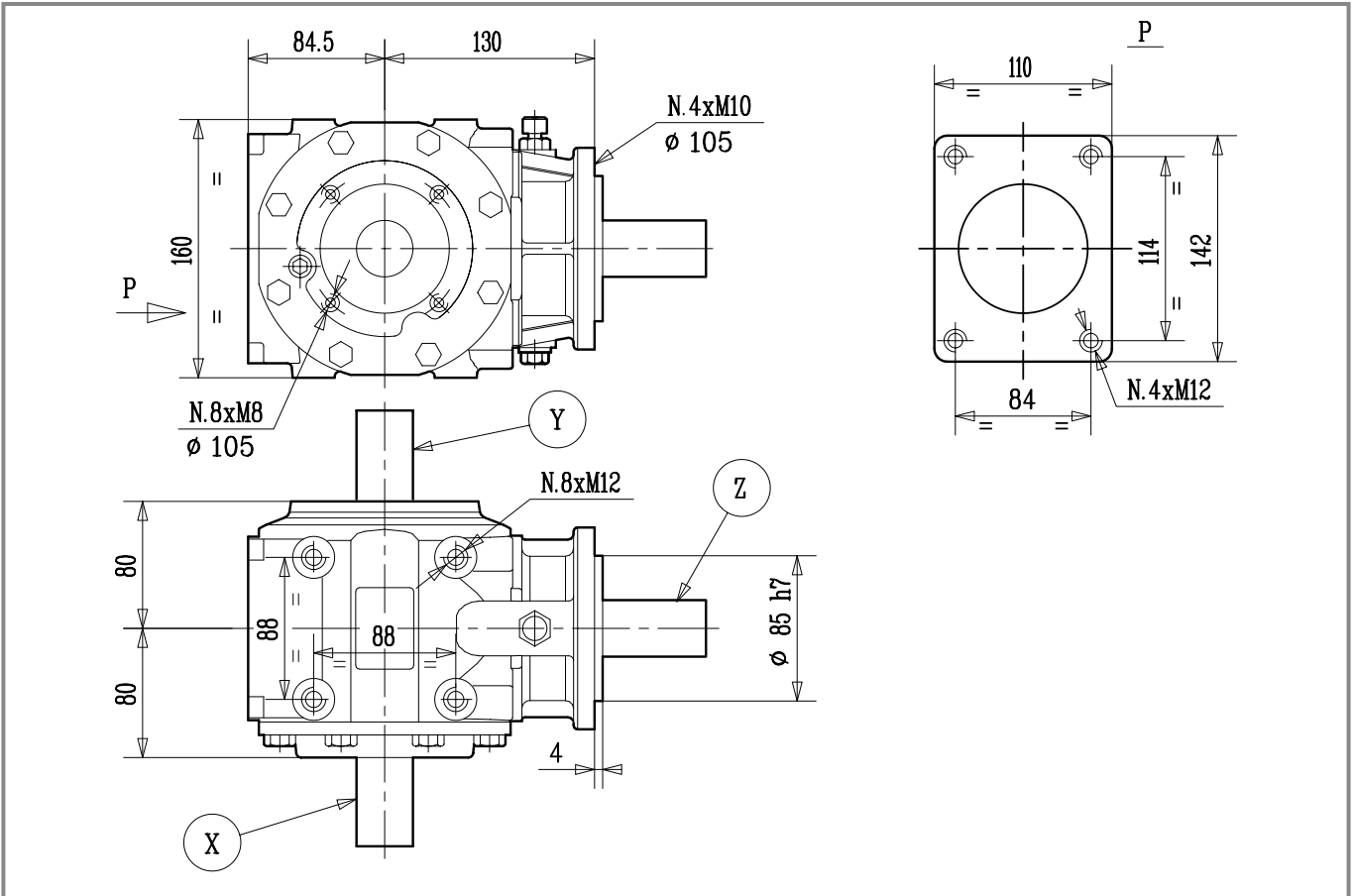


1.01

Vers. TL-310D



	[kg]	18		[l]	0.8
--	------	----	--	-----	-----



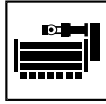
i		rpm		kW	HP		Nm	lb.in.	std spec		Input				
												21	22	25	26
M → +	1.66	1000	43.4	59.0	-	-	-	-	std	X-Y	21-22 / 23-24 25-26 / 27-28				
	1.93	540	29.4	40.0	-	-	-	-	std						
	2.50		25.7	35.0	-	-	-	-	spec						
	3.00		22.0	22.0	-	-	-	-	std						

NOTA: Disponibile con ruota libera su corona (i = 1.66 / 1.93 / 3.00).


NOTE: Available version with free wheel on crown (i = 1.66 / 1.93 / 3.00).



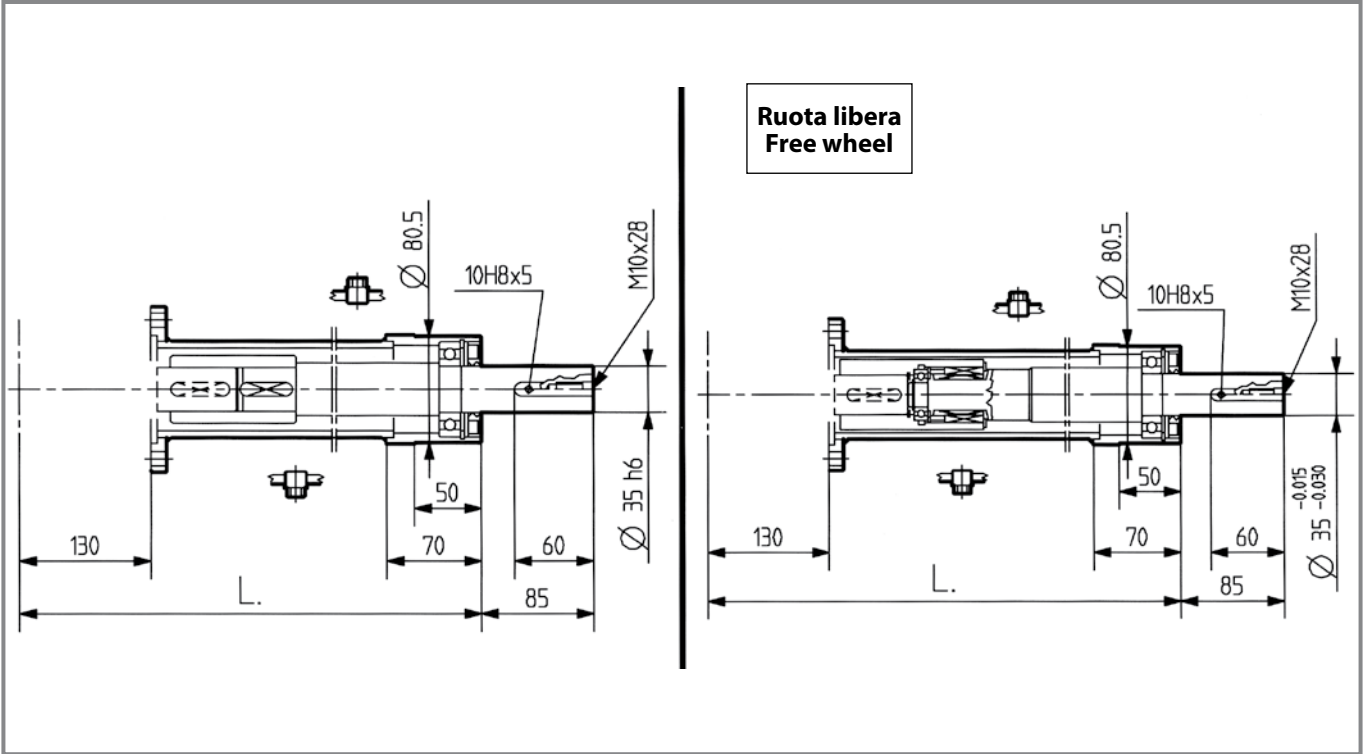
# TL-310D



1.01



kg	[kg]	-	OIL	[l]	-
----	------	---	-----	-----	---




L(mm)	Code
430	310.500
530	310.502
615	310.501
715	310.503

L(mm)	Code
430	310.504
530	310.505
615	310.506
715	310.507

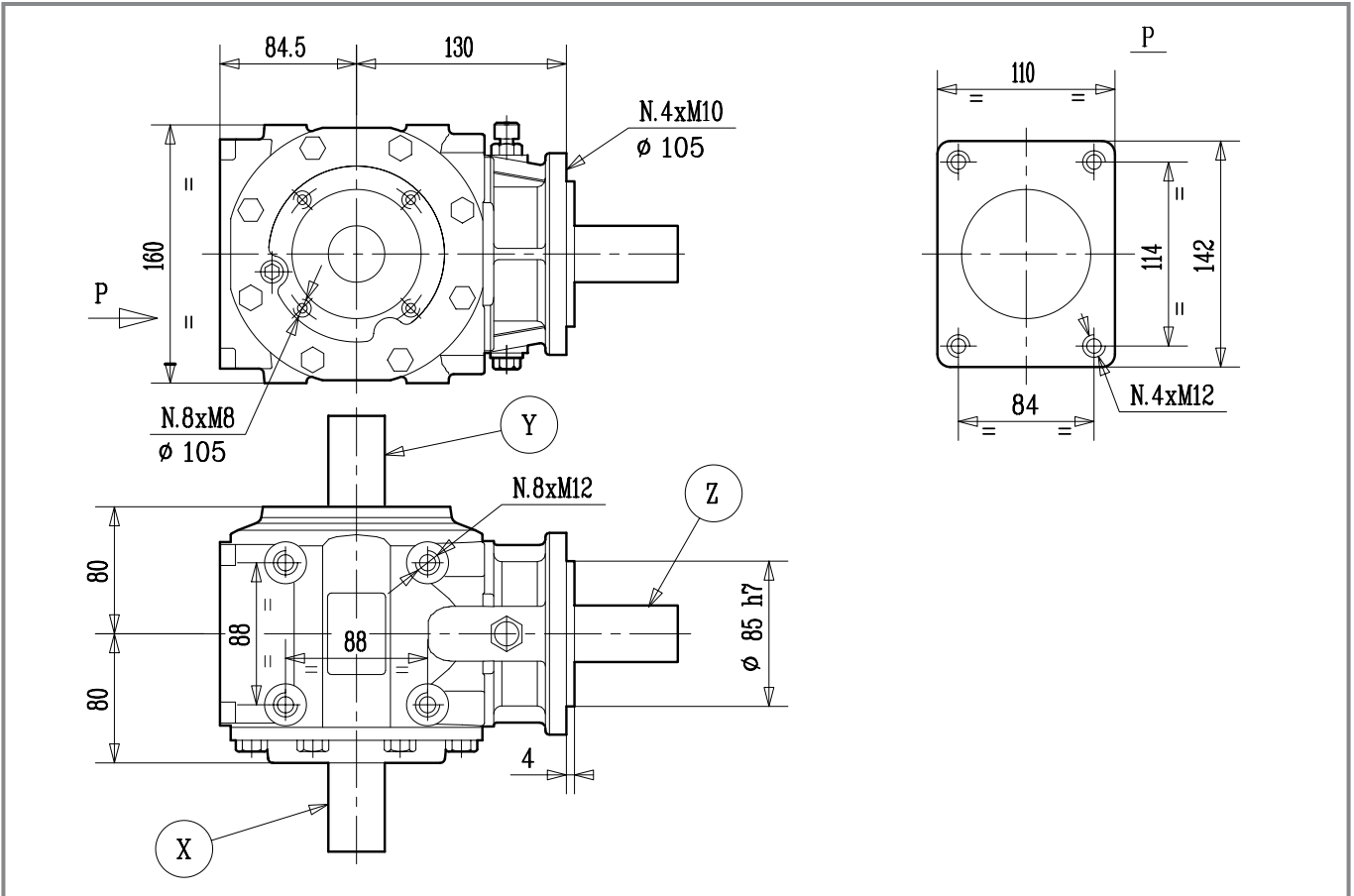
# T-310J



0.00



	[kg]	18		[l]	0.8
--	------	----	--	-----	-----

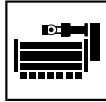


M	i		rpm		kW	HP		Nm	lb.in.	std spec	Input				
												21	22	25	26
M	1.66		1000		43.4	59.0		-	-	std	X-Y	21-22 / 23-24 25-26 / 27-28			
	1.93		540		29.4	40.0		-	-						spec
	2.50				25.7	35.0		-	-						std
	3.00				22.0	22.0		-	-						std

NOTA: Disponibile con ruota libera su corona  
(i = 1.66 / 1.93 / 3.00).

NOTE: Available version with free wheel on crown  
(i = 1.66 / 1.93 / 3.00).

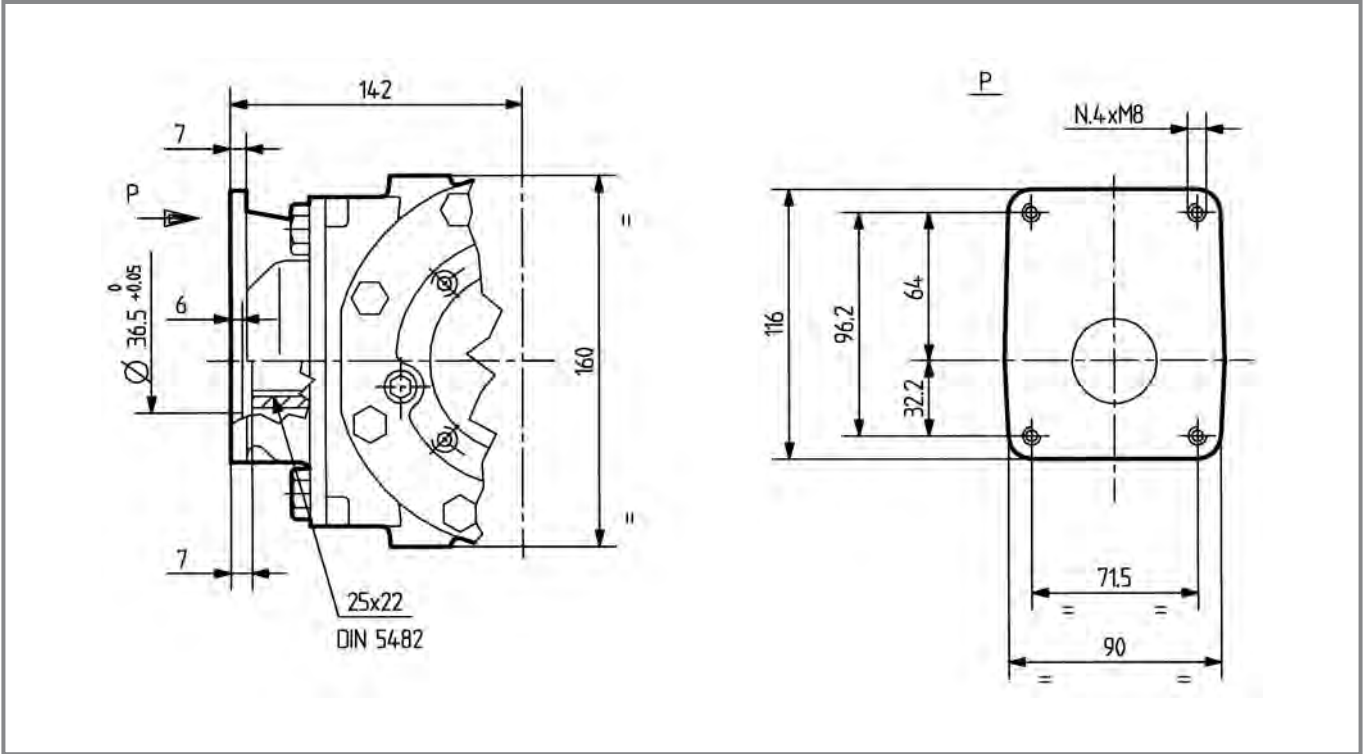
# TP-310E



1.01

[kg] 20

[l] 0.8



M	i		rpm					std spec		Input	
				kW	HP	Nm	lb.in.				
	1.60		540	31.6	43.0	339	3138	std			
	1.93		540	29.4	40.0	261	2420				
	2.50		540	25.7	35.0	176	1635				
	3.00		540	22.0	30.0	126	1168				

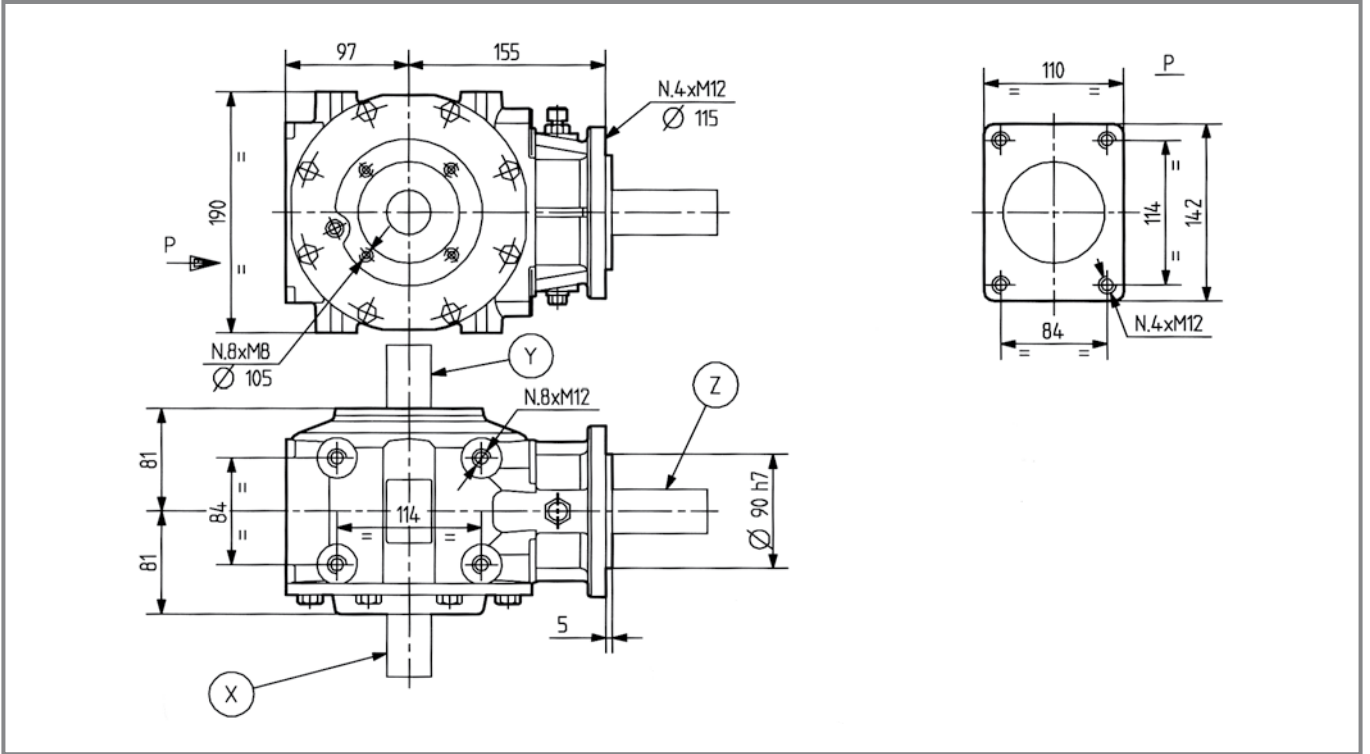
# T-311A



0.00

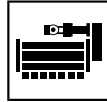


	[kg]	23.5		[l]	1.2
--	------	------	--	-----	-----



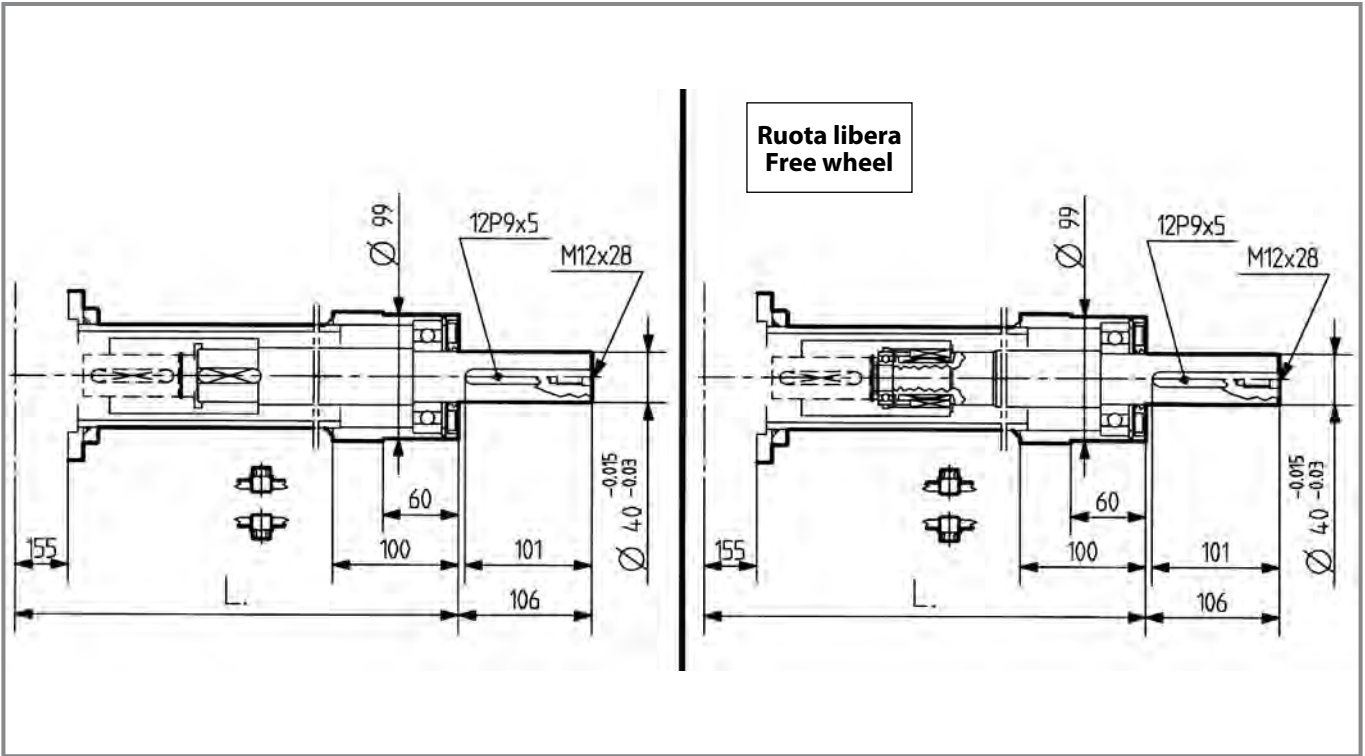
i		rpm		kW	HP		Nm	lb.in.	std spec		Input				
												21	22	23	24
M → →	1.60	1000	57.3	78.2	320	2962	std	X	21-22 / 23-24 27-28						
	1.93	540	44.4	55.0	359	3328									
	2.50		38.2	52.0	262	2429									
	3.00		36.7	50.0	210	1946									

# TL-311D



1.01

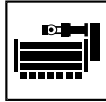
kg	[kg]	-	OIL	[l]	-
----	------	---	-----	-----	---



L(mm)	Code
500	312.505
615	312.500
780	312.503
950	312.515
1060	312.502
1200	312.508
1350	312.507

L(mm)	Code
500	312.509
615	312.512
780	312.545
950	312.517
1060	312.533
1200	312.546
1350	312.526

# TP-311E



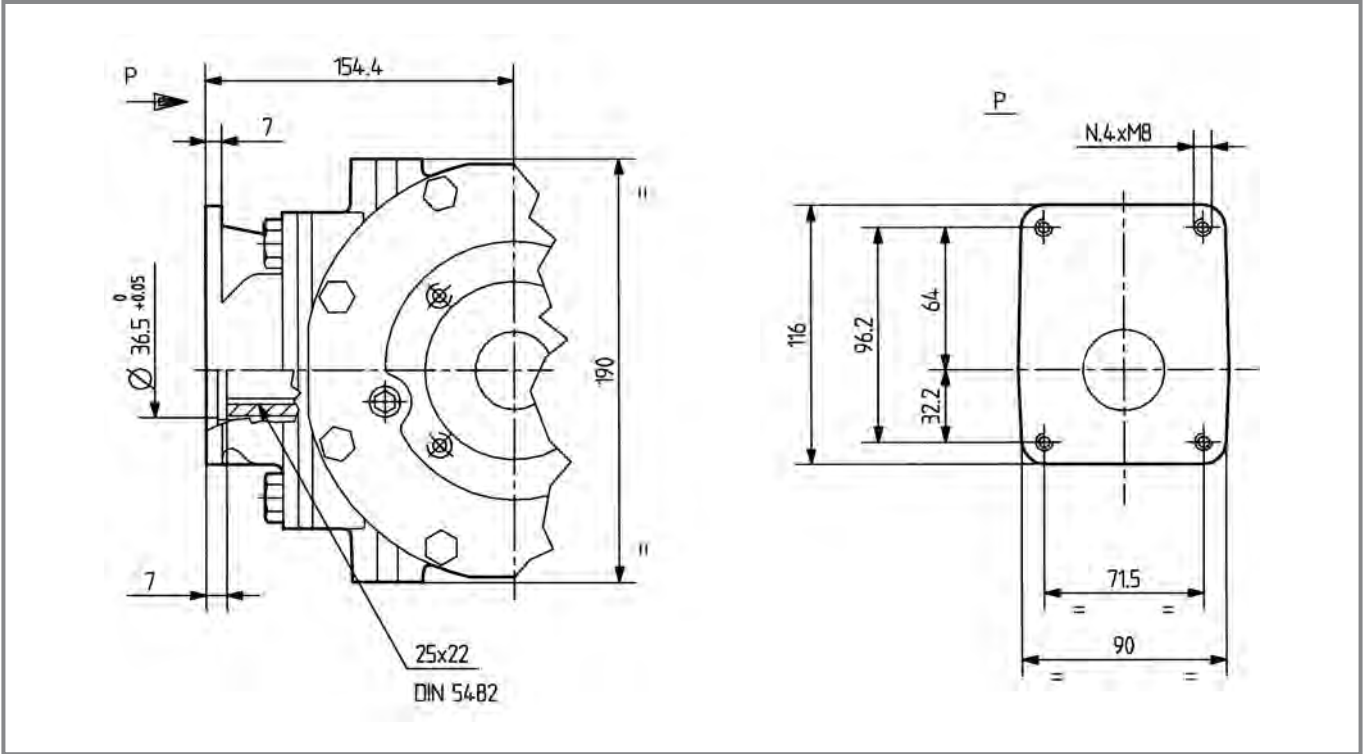
1.01



[kg] 25.5



[l] 1.2



i	rpm					std spec	Input	
		kW	HP	Nm	lb.in.			
<b>1.60</b>	540	<b>41.9</b>	57.0	449	4160	std		
<b>1.93</b>		<b>44.4</b>	55.0	359	3328			
<b>2.50</b>		<b>38.2</b>	52.0	262	2429			
<b>3.00</b>		<b>36.7</b>	50.0	210	1946			

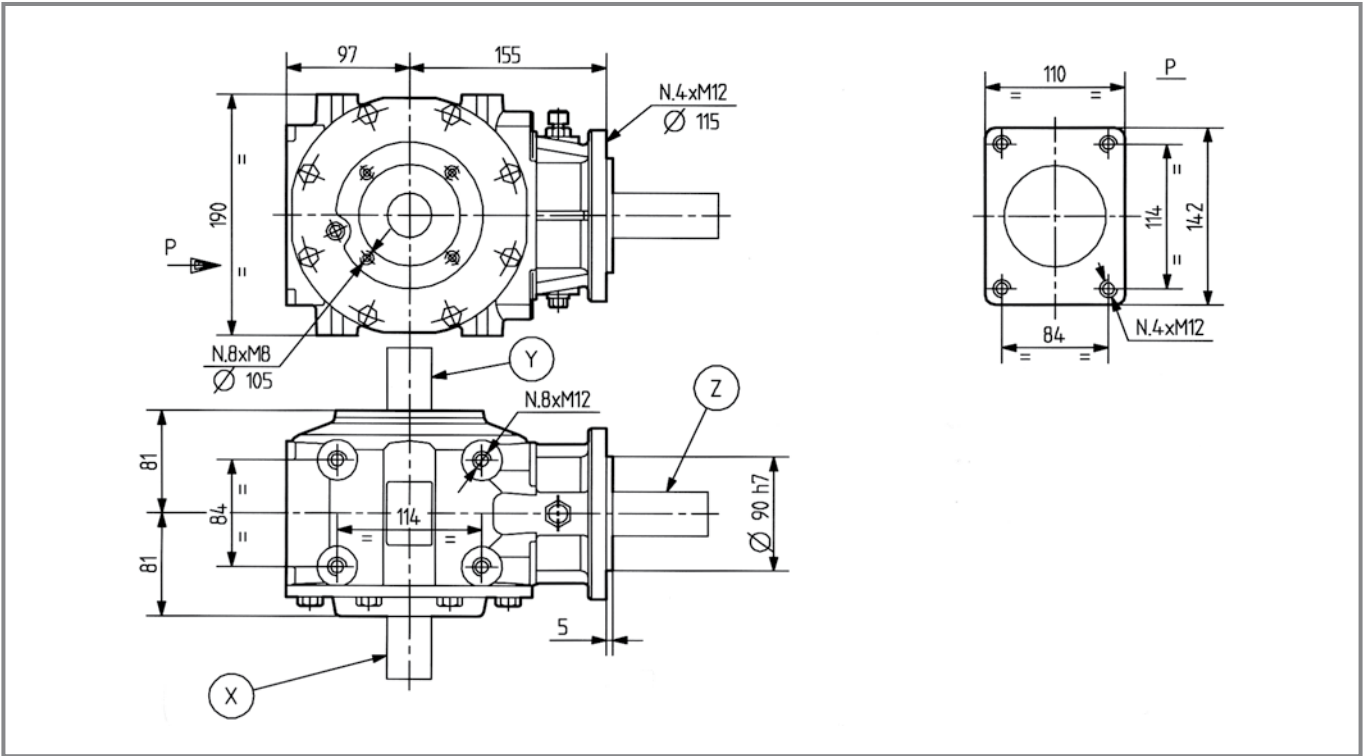
# T-311J



0.00



	[kg]	23.5		[l]	1.2
--	------	------	--	-----	-----



i		rpm		kW	HP		Nm	lb.in.	std spec		Input					
												21	22	27	28	
1.60		1000		57.3	78.0		320	2962								
1.93		540		-	-		-	-	std	X	21-22 / 27-28					
2.50		540		-	-		-	-								
3.00		540		36.8	50.0		210	1946								

NOTA: Disponibile versione ruota libera.  
NOTE: Available version with free wheel.

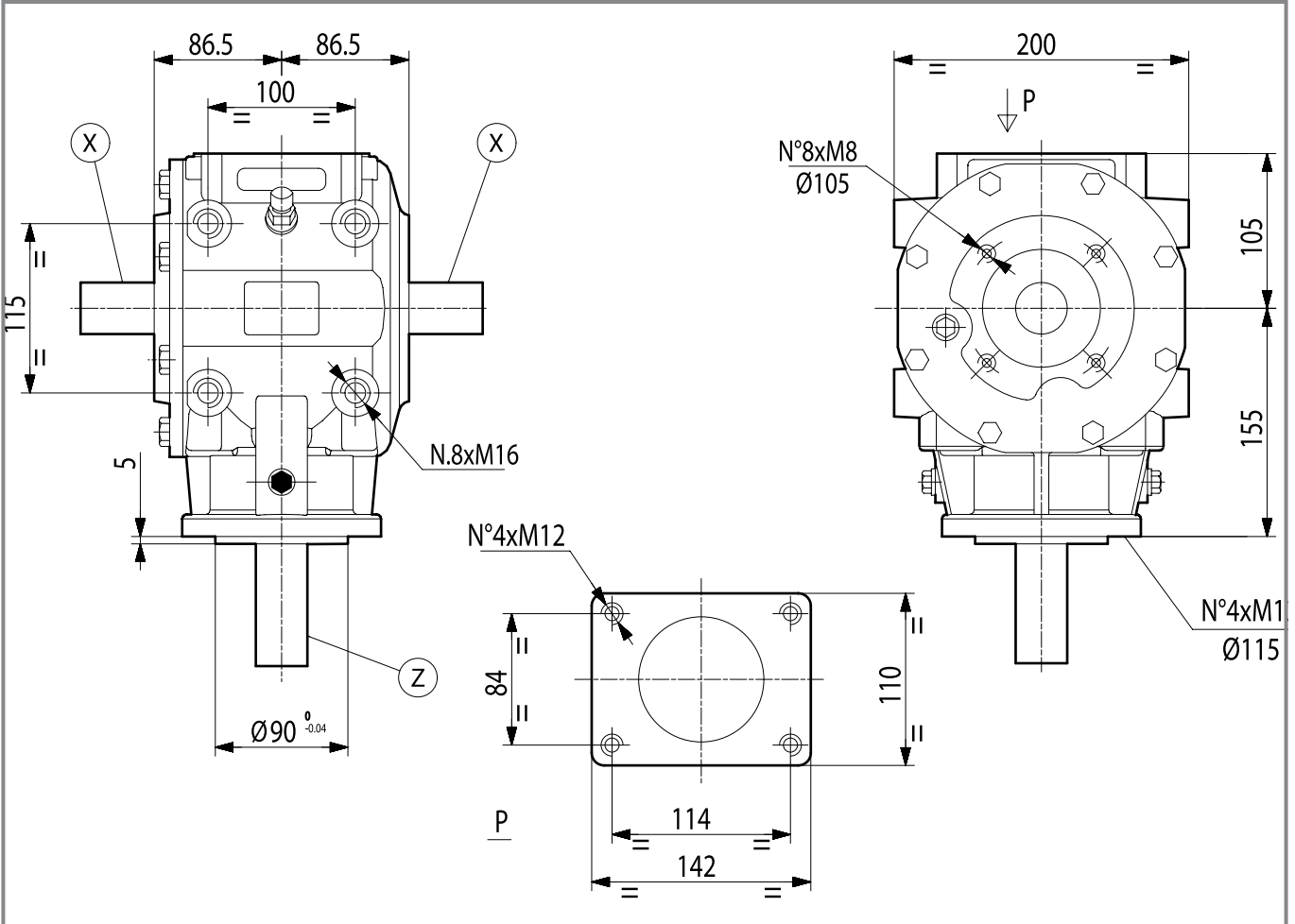
# T-312A



0.00



	[kg]	27		[l]	1.5
--	------	----	--	-----	-----



i				std spec		Input				
	rpm	kW	HP	Nm	lb.in.					
M → +	1.60	1000	76.5	104	-	-	std	X	21-22 / 27-28	
	1.93	540	63.7	73.0	-	-				
	2.50	540	50.0	68.0	-	-				
	3.00	540	45.6	62.0	-	-				

NOTA: Disponibile versione ruota libera.  
 NOTE: Available version with free wheel.



# T-312ALL

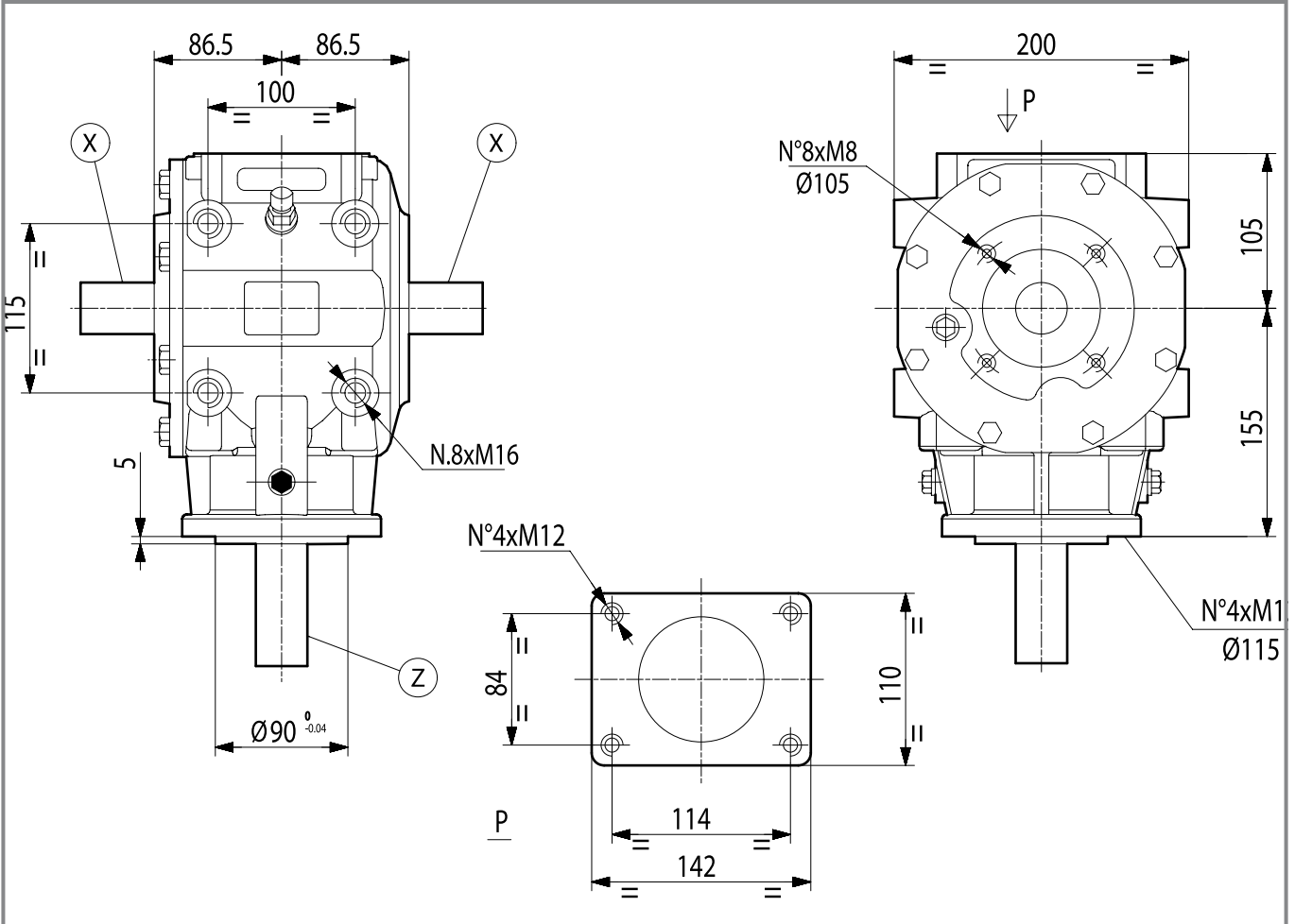


0.00



Scatola in Alluminio.  
Alluminium box.

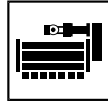
	[kg]	19		[l]	1.5
--	------	----	--	-----	-----



i				std spec	Input	21-22 / 27-28				
	rpm	kW	HP				Nm	lb.in.		
M → +	1.60	1000	76.5	104	-	-	std	X	21-22 / 27-28	
	1.93	540	63.7	73.0	-	-				
	2.50	540	50.0	68.0	-	-				
	3.00	540	45.6	62.0	-	-				

NOTA: Disponibile versione con ruota libera.  
NOTE: Available version with free wheel.

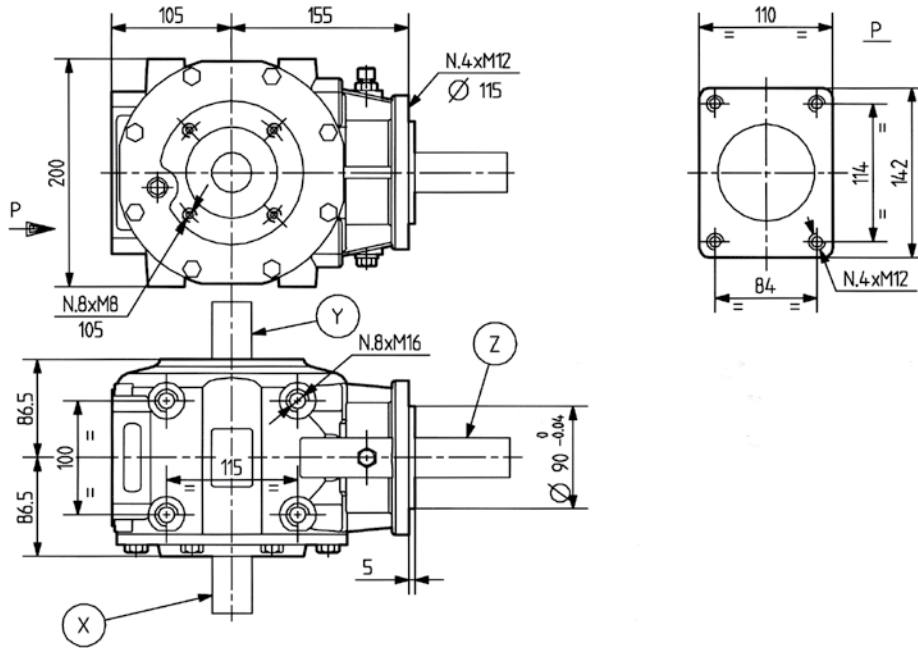
# TL-312A



1.01

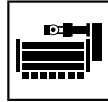


	[kg]	27		[l]	1.5
--	------	----	--	-----	-----



i		rpm		kW	HP		Nm	lb.in.	std spec		Input				
												21	22	23	24
M → +	1.60	1000	76.5	104	427	3949	std	X	21-22 / 23-24 27-28						
	1.93	540	53.7	73.0	477	4417									
	2.50		50.0	68.0	343	3176									
	3.00		45.6	62.0	261	2413									
<p>NOTA: Disponibile versione con ruota libera. NOTE: Available version with free wheel.</p>															

# TL-312D



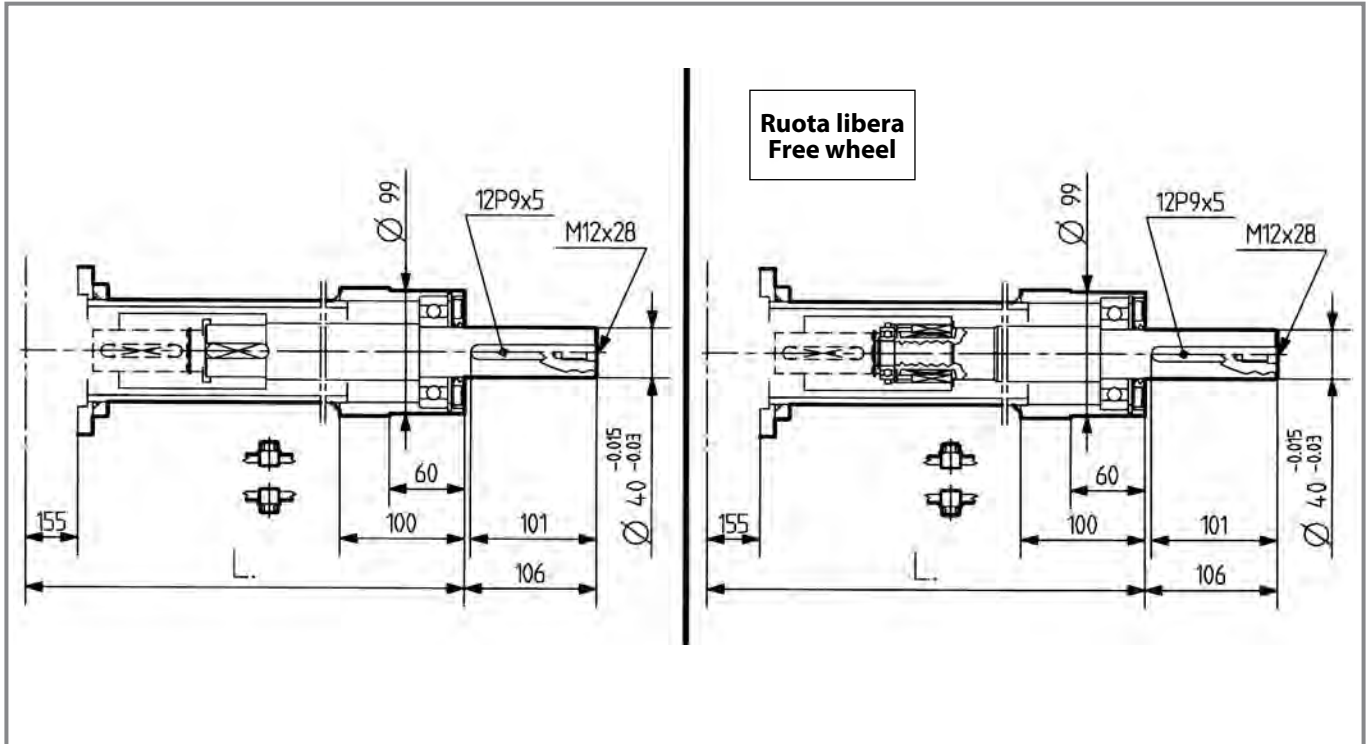
1.01



[kg]



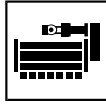
[l]



L(mm)	Code
500	312.505
615	312.500
780	312.503
950	312.515
1060	312.502
1200	312.508
1350	312.507

L(mm)	Code
500	312.509
615	312.512
780	312.545
950	312.517
1060	312.533
1200	312.546
1350	312.526

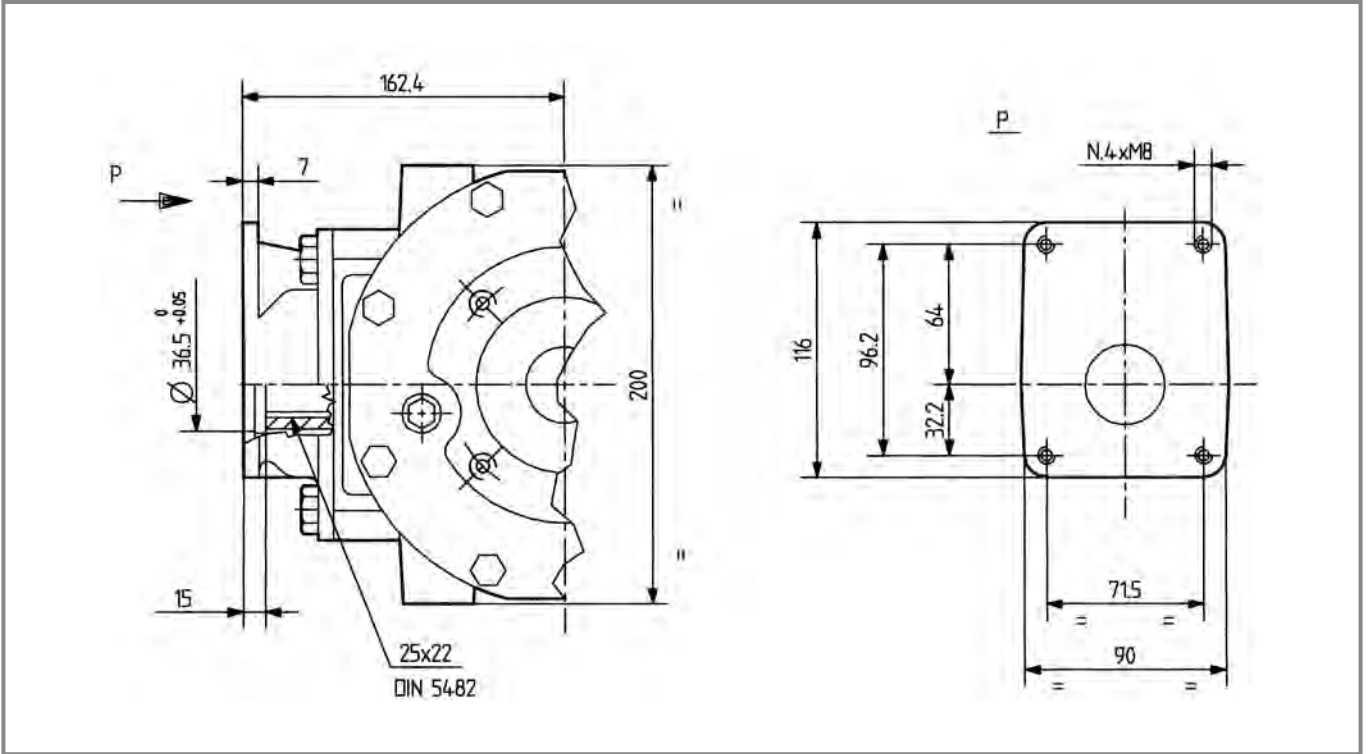
# TP-312E



1.01

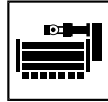
**kg** [kg] 29

**OIL** [l] 1.5



i	rpm					std spec	Input	
		<b>kW</b>	<b>HP</b>	<b>Nm</b>	<b>lb.in.</b>			
<b>M</b>	540	<b>55.9</b>	76.0	599	5547	std		
		<b>53.7</b>	73.0	477	4417			
		<b>50.0</b>	68.0	343	3176			
		<b>45.6</b>	62.0	261	2413			

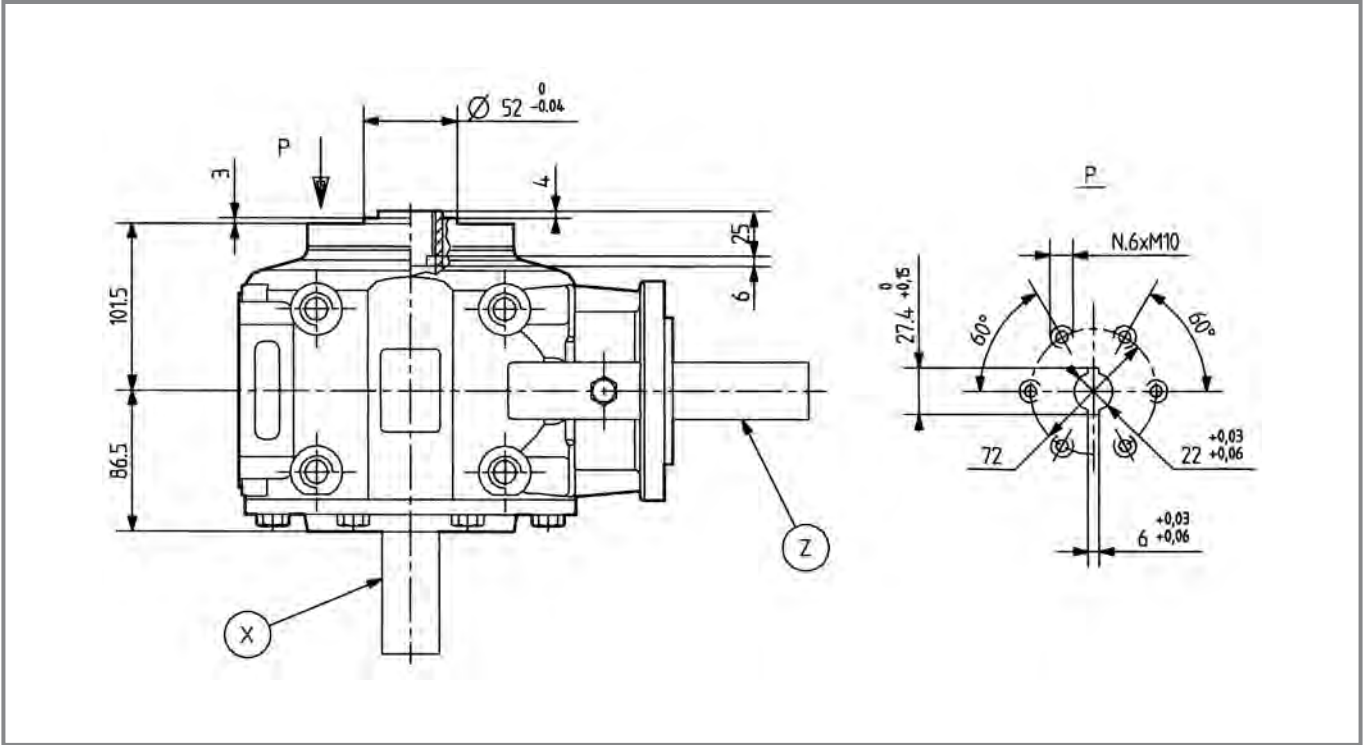
# TP-312F



1.01

[kg] 28

[l] 2.5



i						std spec		Input
		kW	HP	Nm	lb.in.			
M $\Rightarrow$	540	55.9	76.0	599	5547	std	X	21-22
		53.7	73.0	477	4417			
		50.0	68.0	343	3176			
		45.6	62.0	261	2413			

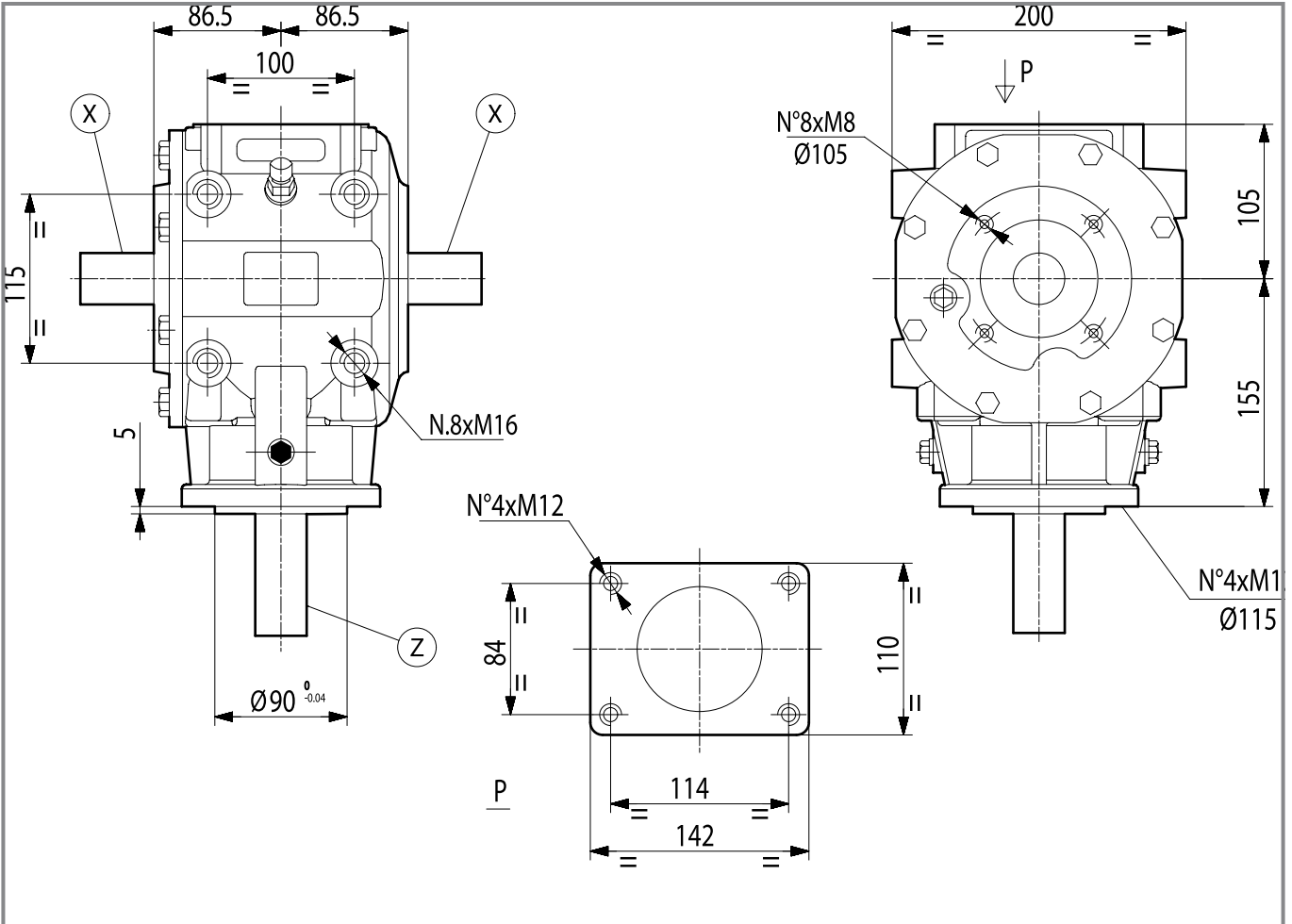
# T-313J



0.00



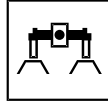
	[kg]	27		[l]	1.5
--	------	----	--	-----	-----



i						std spec	Input	 21-22 / 27-28
	rpm	kW	HP	Nm	lb.in.			
M → +	1.60	1000	76.5	104	-	-	std	X
	1.93	540	63.7	73.0	-	-		
	2.50	540	50.0	68.0	-	-		
	3.00	540	62.0	45.6	-	-		

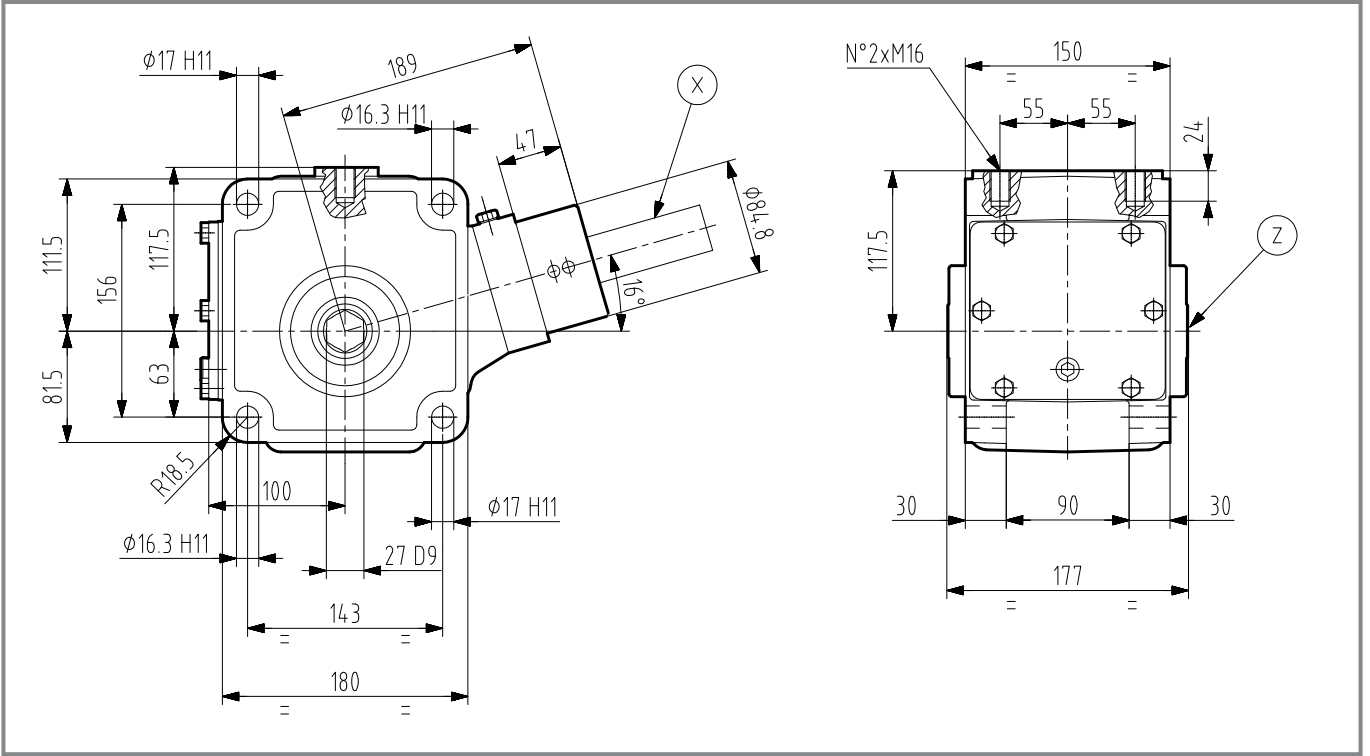
NOTA: Disponibile versione con ruota libera.  
 NOTE: Available version with free wheel.

# L-318J



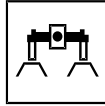
4.05

	[kg]	25		[l]	1.2
--	------	----	--	-----	-----



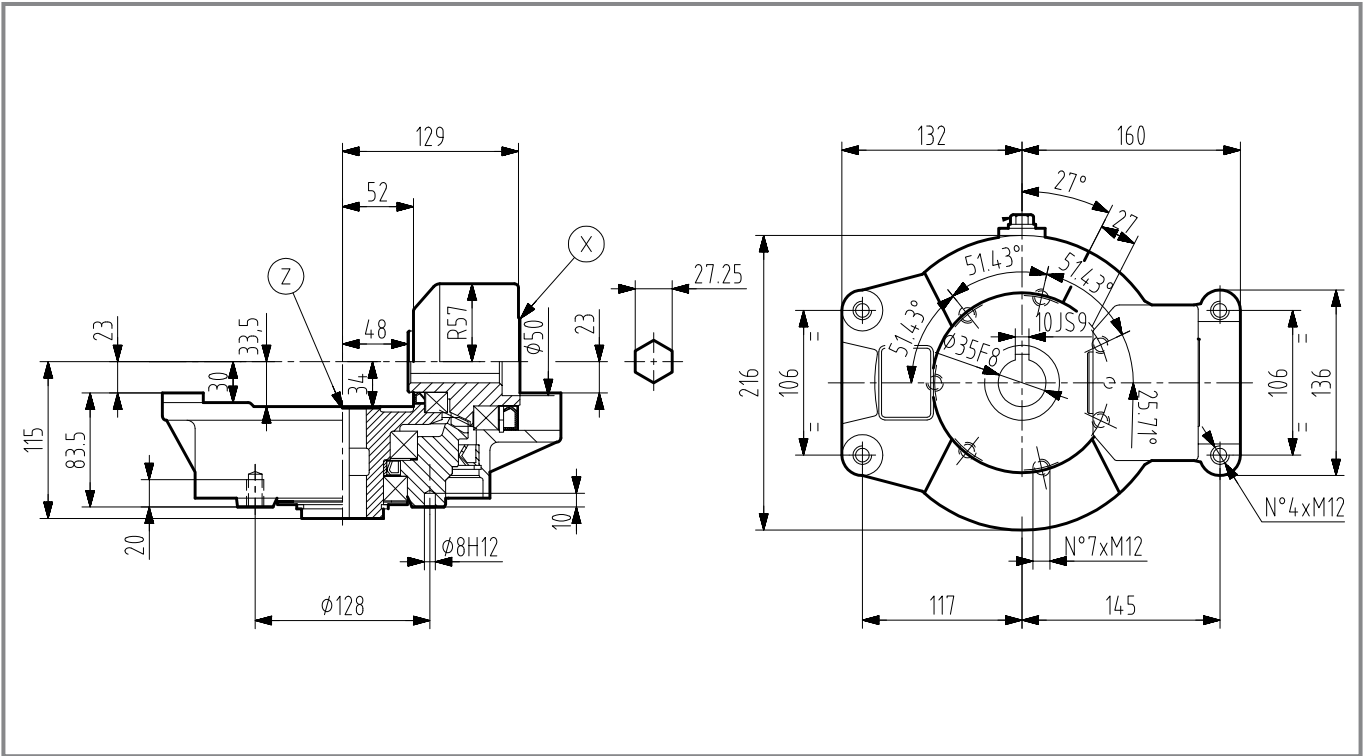
R	i						std spec		
		rpm	kW	HP	Nm	lb.in.		Input	
	1.58	540	20.0	27.0	-	-	std	X	-
	1.77				-	-			-

# L-319J



4.05

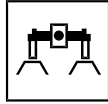
	[kg]	19		[l]	-
--	------	----	--	-----	---



R	i				std spec	Input	 vers. 6 fori corona vers. 7 fori corona
		rpm	kW HP	Nm lb.in.			
	2.00	305	6.8 9.0	- -	std	X	
	2.00						



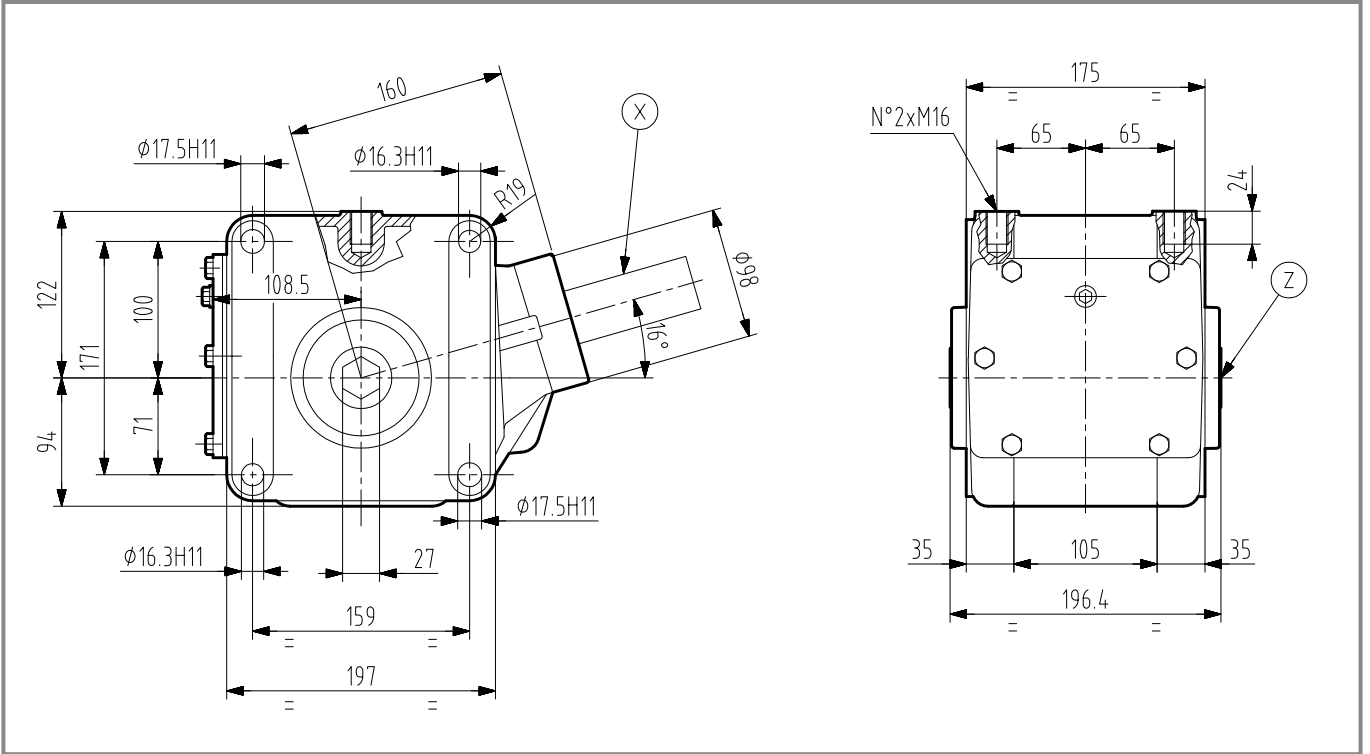
# L-320A








4.05

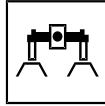
**kg** [kg] 28

**OIL** [l] 2.0



	i				std spec			
	rpm	<b>kW</b>	<b>HP</b>	<b>Nm</b>		<b>lb.in.</b>	<b>Input</b>	
<b>R</b> 	<b>1.77</b>	540	<b>33.0</b>	45.0	-	-	std	X
								-

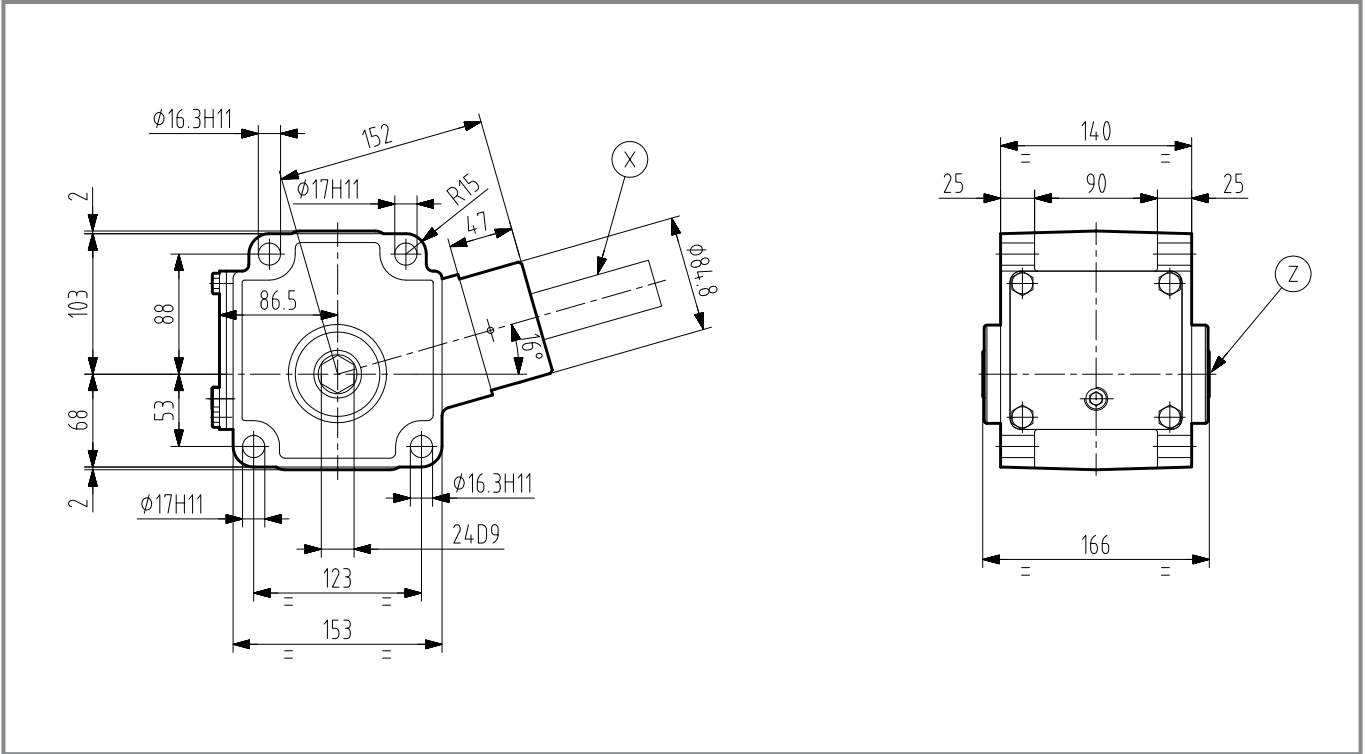
# L-323J




4.05

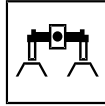
**kg** [kg] 14.5

**OIL** [l] 0.75



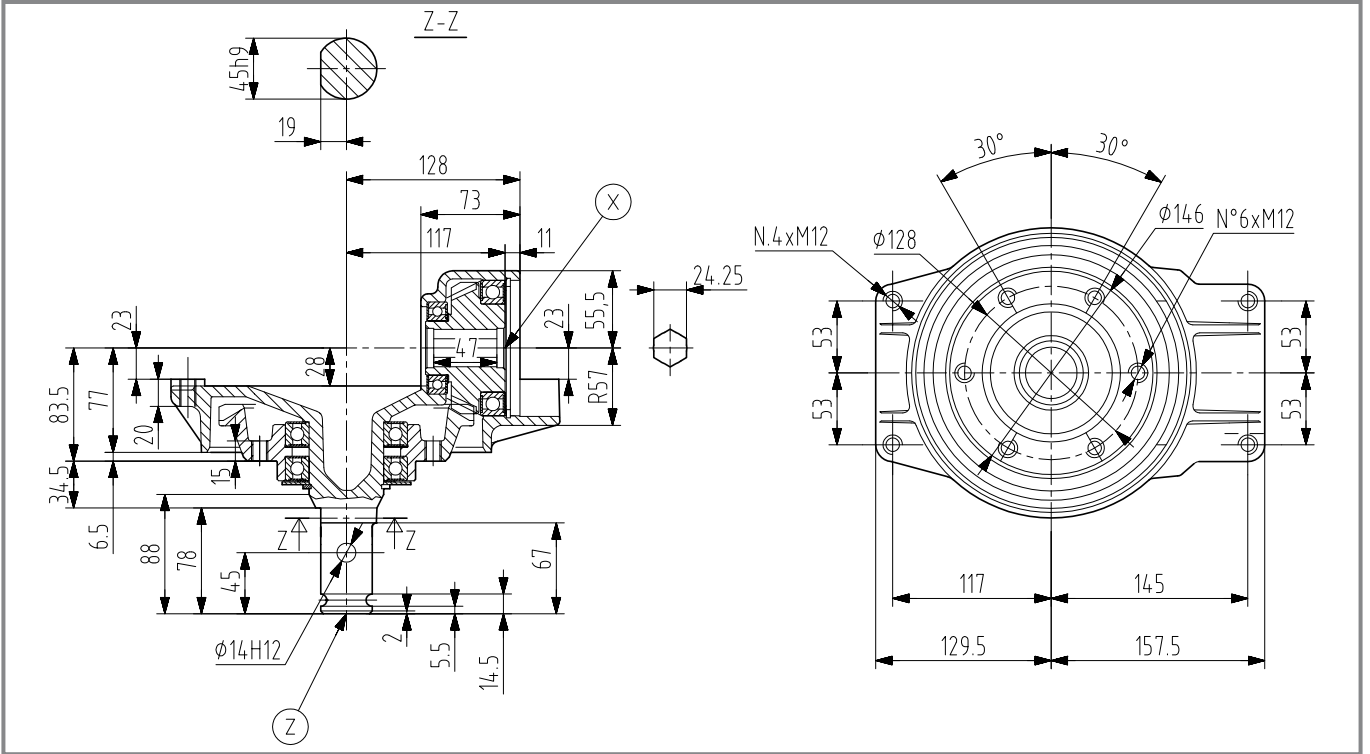
R	i	rpm	kW	HP	Nm		std spec	Input	
						lb.in.			
	1.54				-	-			
	1.69	540	14.0	19.0	-	-	std	X	

# L-324J



4.05

	[kg]	14.2		[l]	-
--	------	------	--	-----	---



	i				std spec	Input				
		rpm	kW	HP	Nm	lb.in.				
<b>R</b>	<b>2.00</b>	305	<b>6.0</b>	8.1	-	-	std	X		Vers. 5/6 fori

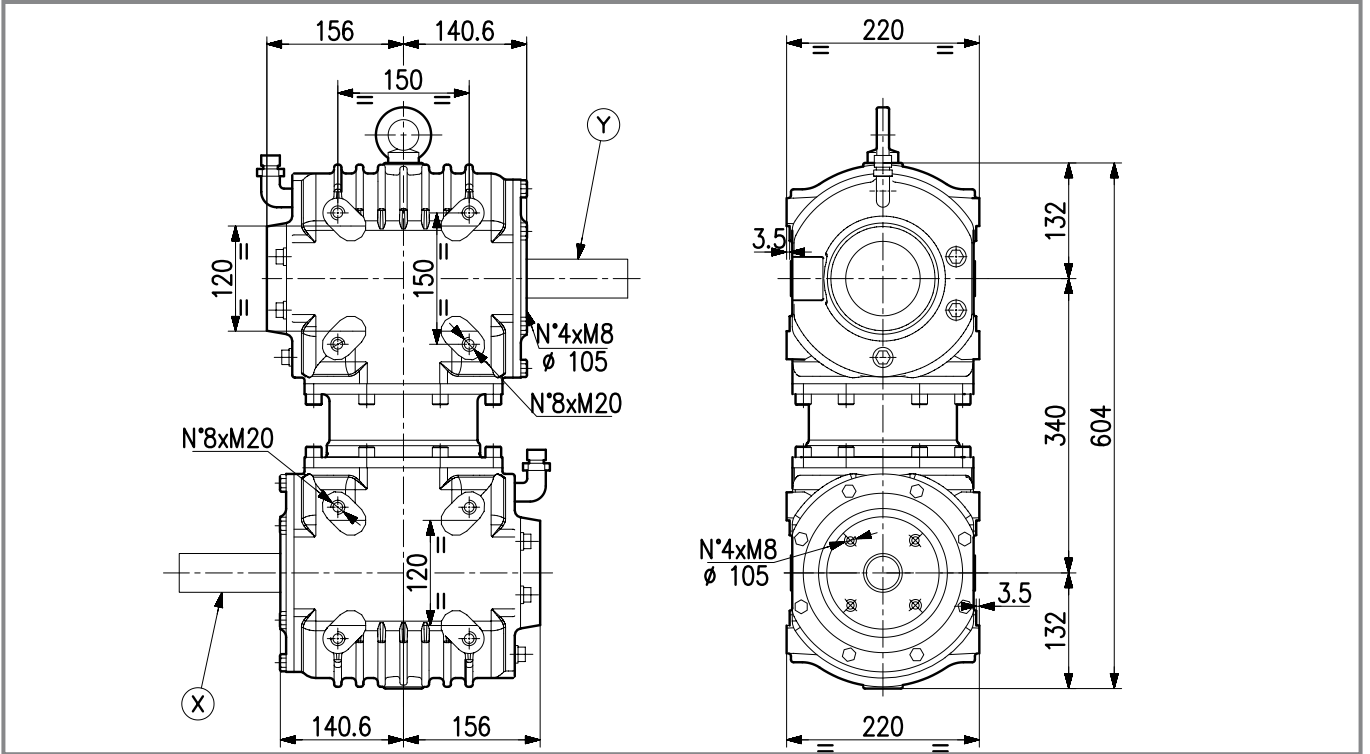
# T-329D



0.00



	[kg]	99		[l]	-
--	------	----	--	-----	---



	i	rpm	kW	HP	Nm	lb.in.	std spec	Input	
	1.00	1000	121	165	1124	9949	std	X	227

227

# T-331A



0.00



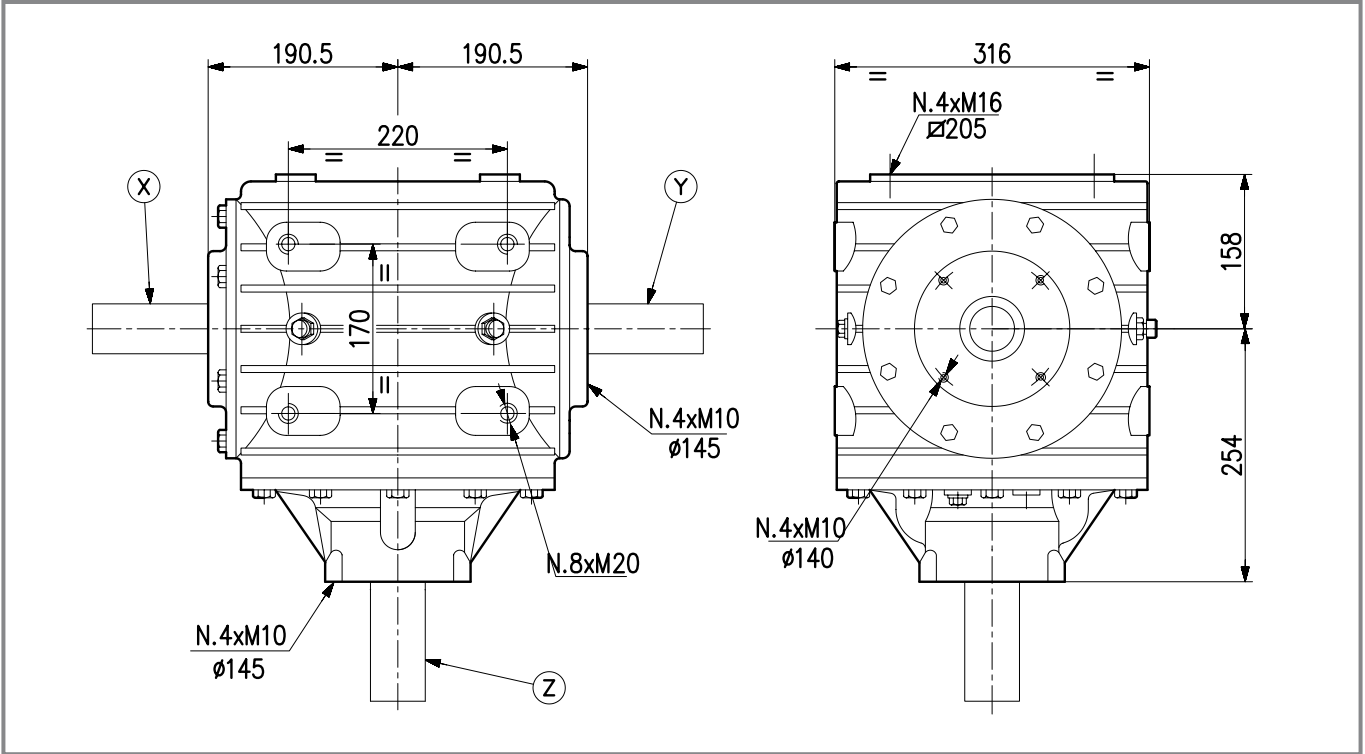
5.03  
TV-331-A  
i=2.54



2.02  
TLZ-331-A



	[kg]	-		[l]	-
--	------	---	--	-----	---



	i				std spec	Input	
		rpm	kW HP	Nm lb.in.			
-	1.00	540	177 240	- -	std	Z	33-34
	1.00	1000	265 360	- -	std	Z	
M	1.35	1000	206 280	- .	std	Z	33-34
	1.53		242 329	- -			
	1.94	540	206 280	- -			
R	1.94	1000	221 300	- .	std	Z	33-34
	2.54		147 200	- -		X	
	3.27	540	80.9 110	- -	Z		

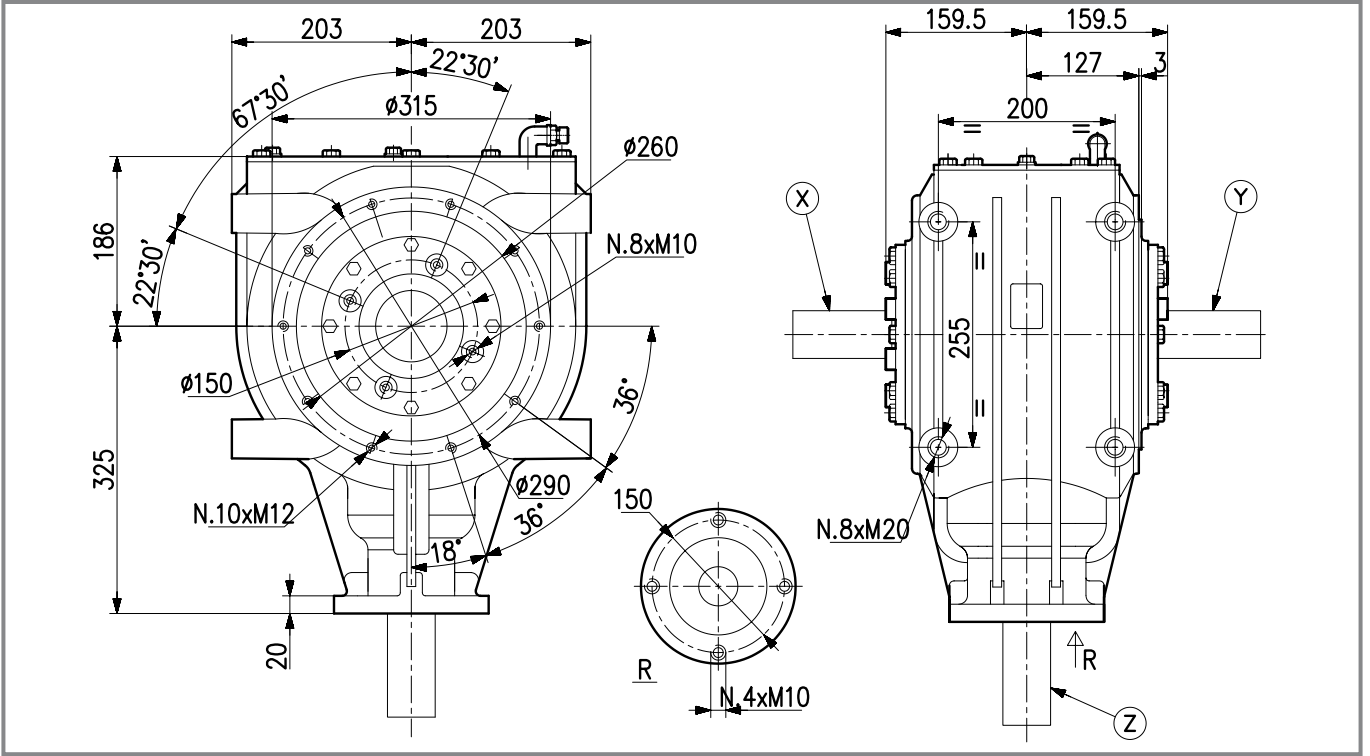
# T-332A



0.00

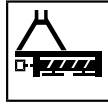


	[kg]	118		[l]	-
--	------	-----	--	-----	---



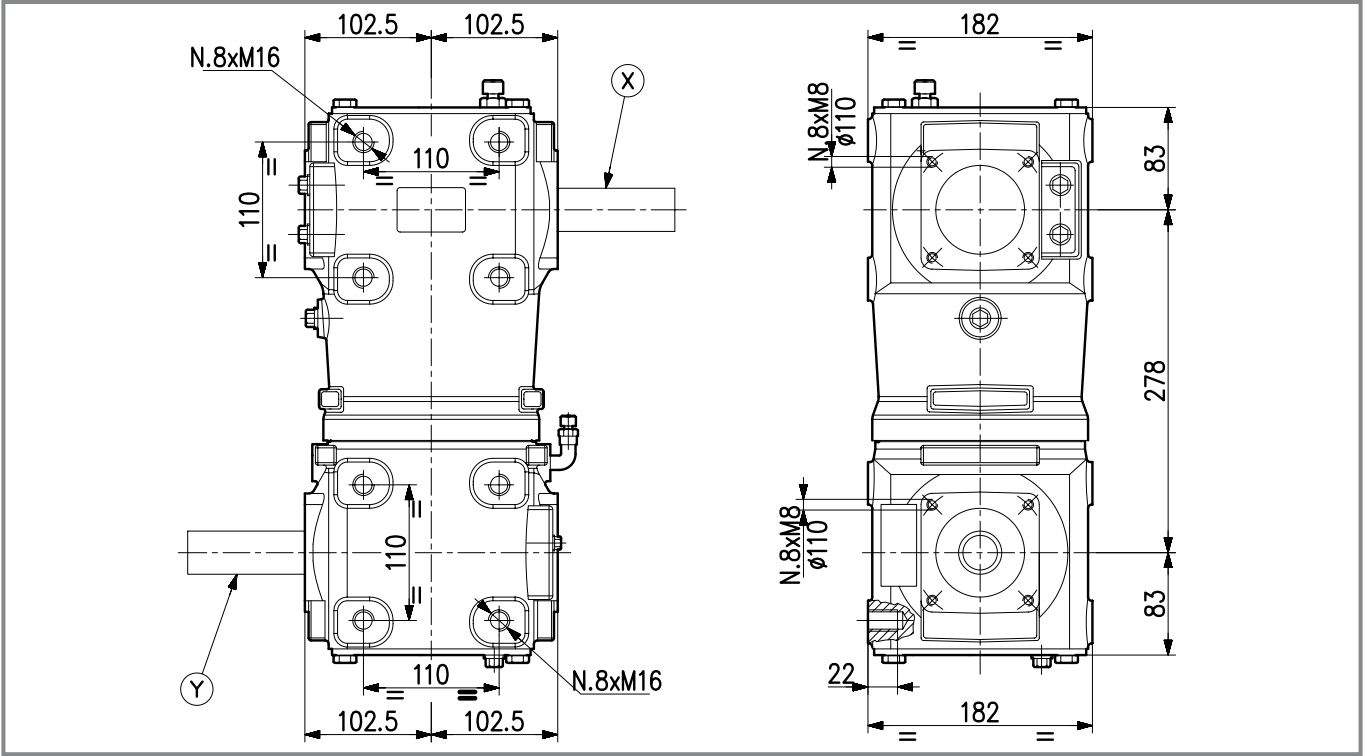
i						std spec	Input	Z	
								1-2 / 3-4 / 5-6	
1.94	540	184	250	-	-	std	Z	1-2 / 3-4 / 5-6	
1.94	1000	257	350	-	-	std			
2.50	-	-	-	-	-	spec			
3.00	540	125	170	-	-	std			
3.00	1000	184	250	-	-	std			
4.50	-	-	-	-	-	spec			

# T-334D

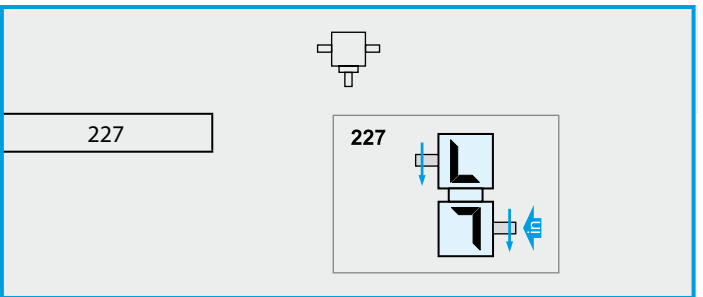


4.01

	[kg]	54.3		[l]	-
--	------	------	--	-----	---

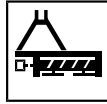


							std spec	
		rpm	kW	HP	Nm	lb.in.		Input
	<b>1.00</b>	1000	<b>46.0</b>	62.5			std	X-Y



# FR-507

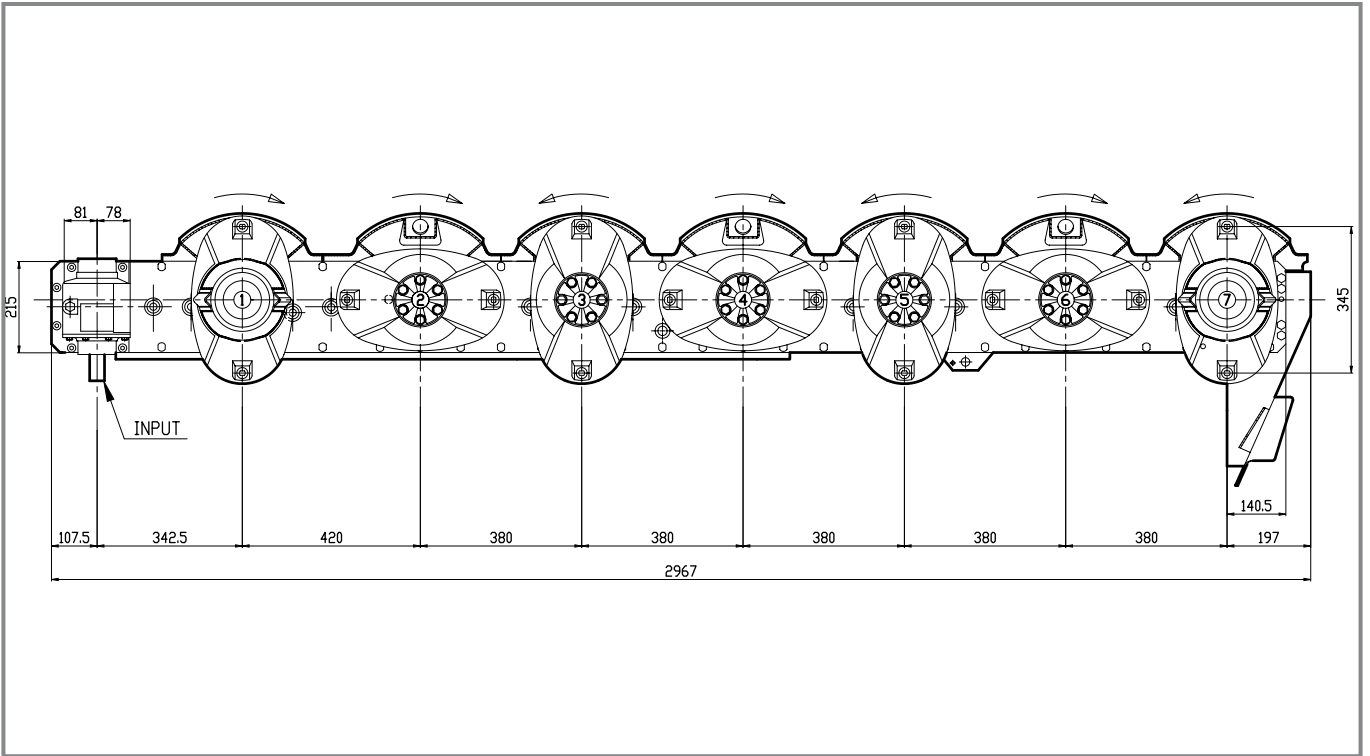
Code **507**



4.01



[kg]	[l]	-
------	-----	---



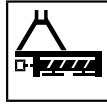
Fam.	i				"N° Discs"	Cutting width	"Oil Q.ty gearbox (Lt.)"	"Oil Q.ty cutter bar (Lt.)"	"Weight (Kg)"	std spec		
			rpm	kW							HP	
<b>FR-503</b>	<b>2.73</b>		1080	<b>15.4</b>	21.0	3	1.3	0.7	1.0	112	std	
<b>FR-504</b>				<b>20.6</b>	28.0	4						1.7
<b>FR-505</b>				<b>25.7</b>	35.0	5						2.1
<b>FR-506</b>				<b>30.1</b>	42.0	6						2.4
<b>FR-507</b>				<b>36.0</b>	49.0	7						2.9
<b>FR-508</b>				<b>41.0</b>	56.0	8						3.2





# FR-522

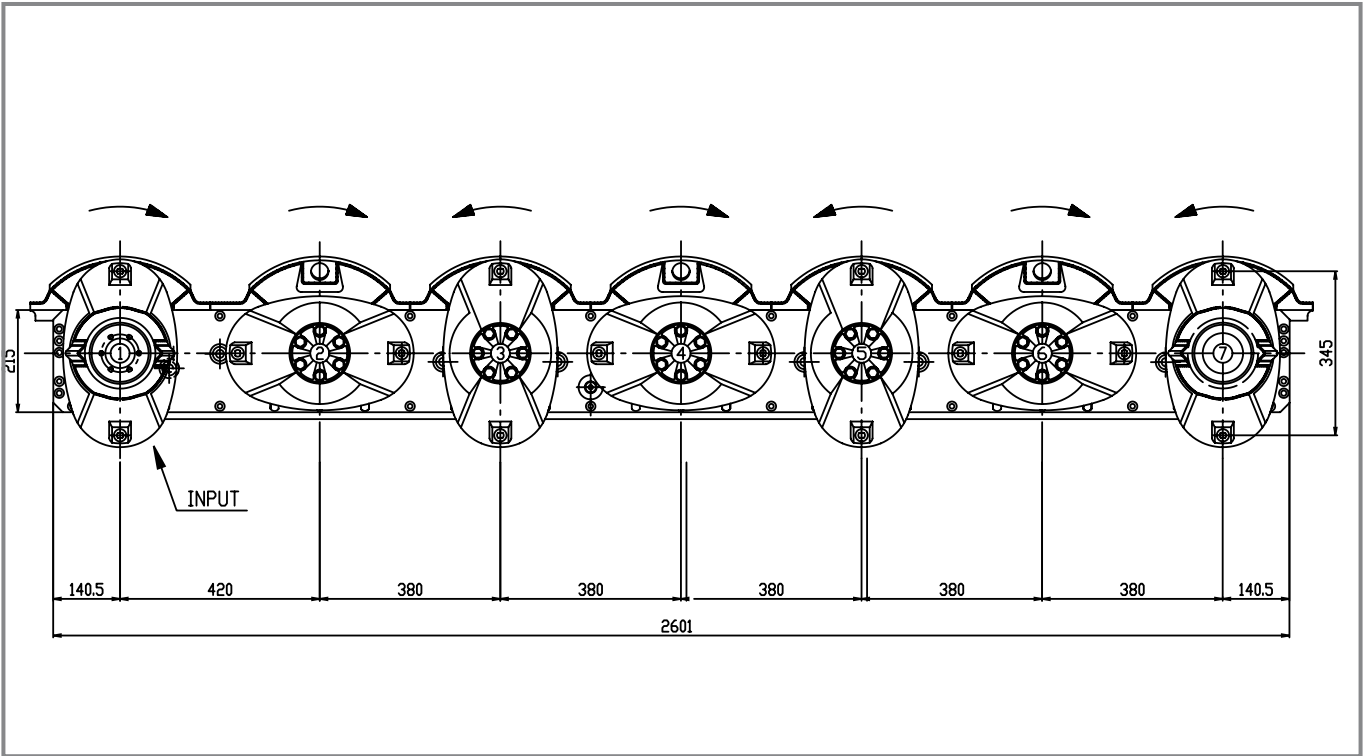
Code 522



4.01

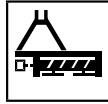


kg	[kg]	-	OIL	[l]	-
----	------	---	-----	-----	---




Fam.	i				"N° Discs"	Cutting width	"Oil Q.ty gearbox (Lt.)"	"Oil Q.ty cutter bar (Lt.)"	"Weight (Kg)"	std spec
			rpm	kW						
FR-519	1.00	3000	20.6	28.0	4	1.3	-	1.5	94	std
FR-520	1.00		25.7	35.0	5	1.7	-	1.5	116	
FR-521	1.00		30.9	42.0	6	2.1	-	1.8	138	
FR-522	1.00		36.0	49.0	7	2.4	-	2.3	165	
FR-523	1.00		41.2	56.0	8	2.9	-	2.8	198	
FR-524	1.00		46.3	63.0	9	3.2	-	3.1	230	

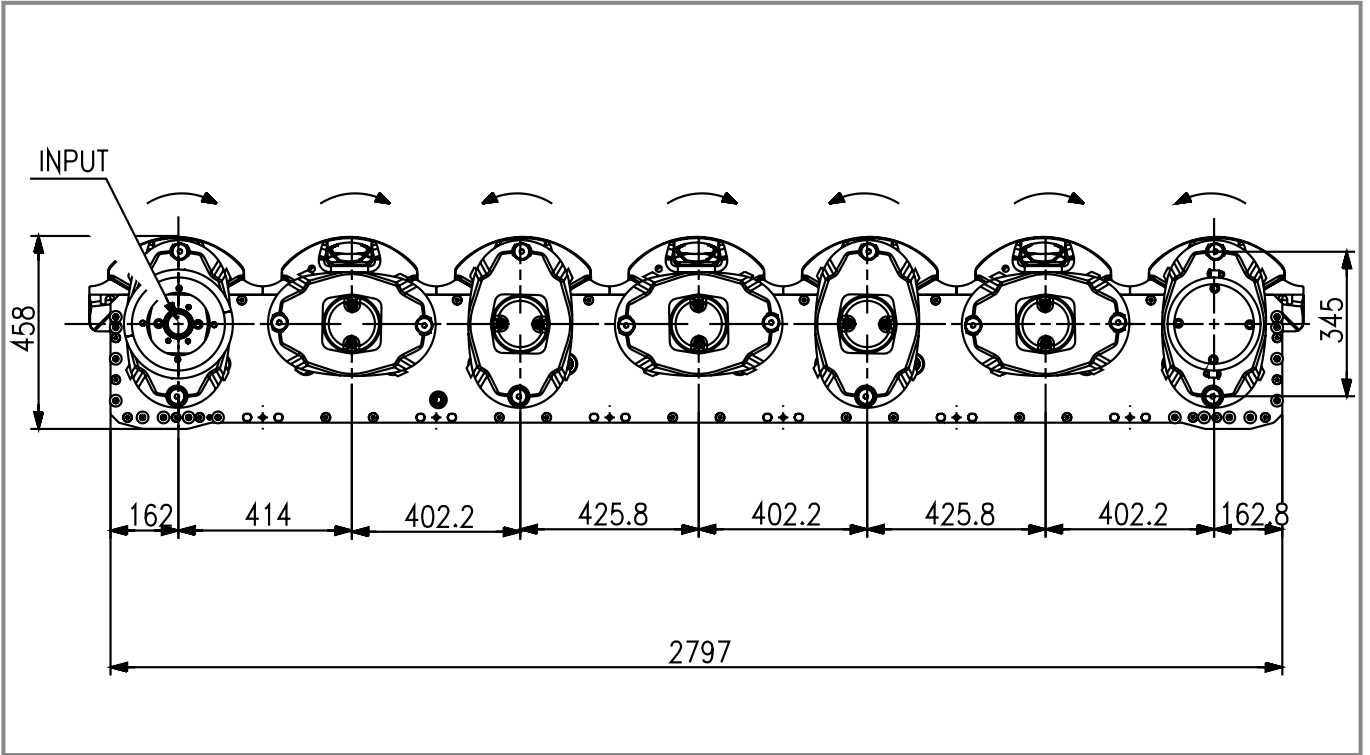
# FR-567



4.01



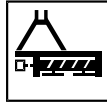
kg	[kg]	-	OIL	[l]	-
----	------	---	-----	-----	---




Fam.	i				"N° Discs"	Cutting width	"Oil Q.ty gearbox (Lt.)"	"Oil Q.ty cutter bar (Lt.)"	"Weight (Kg)"	std spec	
			rpm	kW							HP
	<b>FR-566</b>	<b>1.00</b>	3000	<b>31.0</b>	42	6	2.5	-	1.5	94	std
	<b>FR-567</b>	<b>1.00</b>		<b>36.0</b>	49	7	2.9	-	1.5	116	
	<b>FR-568</b>	<b>1.00</b>		<b>41.2</b>	56	8	3.3	-	1.8	138	
	<b>FR-569</b>	<b>1.00</b>		<b>46.3</b>	63	9	3.7	-	2.3	165	

# FR-588

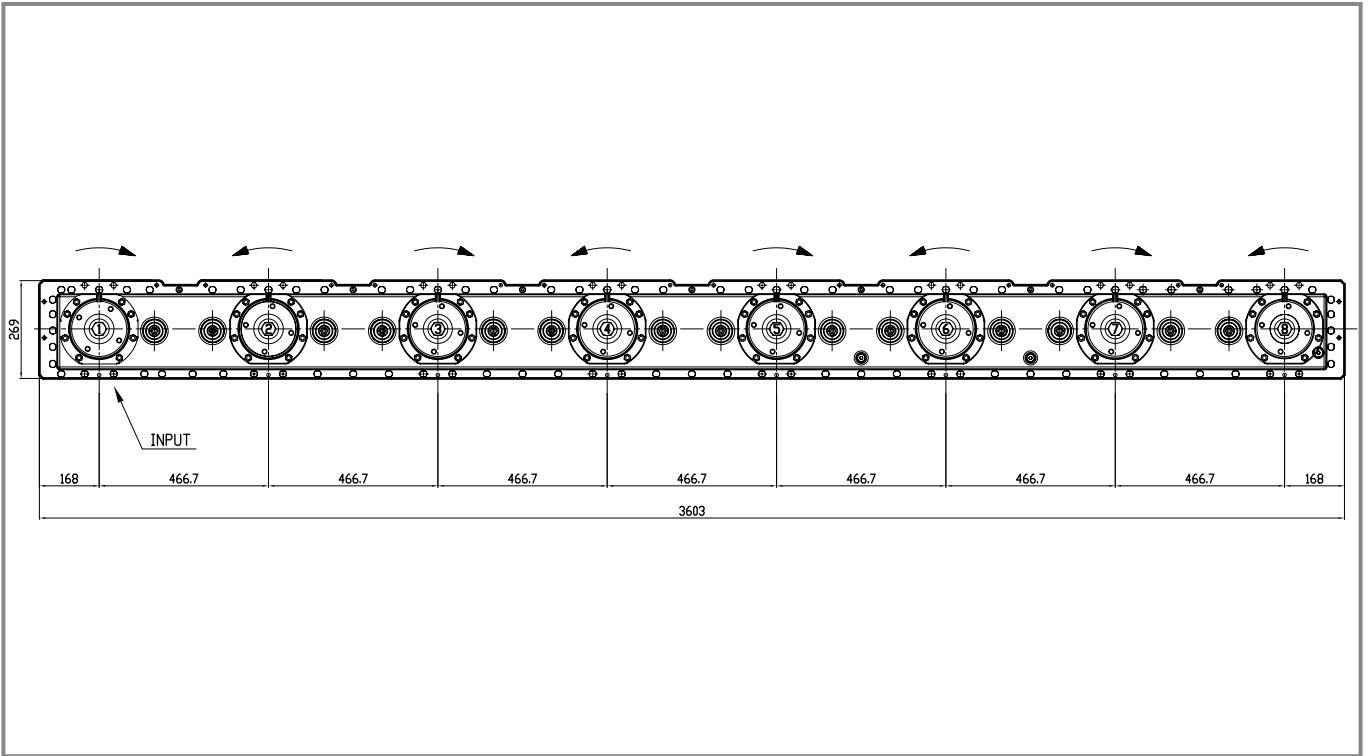
Code **588**



4.01



kg	[kg]	-	OIL	[l]	-
----	------	---	-----	-----	---



Fam.	i				"N° Discs"	Cutting width	"Oil Q.ty gearbox (Lt.)"	"Oil Q.ty cutter bar (Lt.)"	"Weight (Kg)"	std spec	
			rpm	kW							HP
→	<b>FR-586</b>	<b>1.00</b>	2500	<b>39.7</b>	54.0	6	3.3	-	-	125	std
	<b>FR-588</b>	<b>1.00</b>		<b>53.0</b>	72.0	8	4.2	-	-	170	
	<b>FR-580</b>	<b>1.00</b>		<b>66.0</b>	90.0	10	5.1	-	-	223	

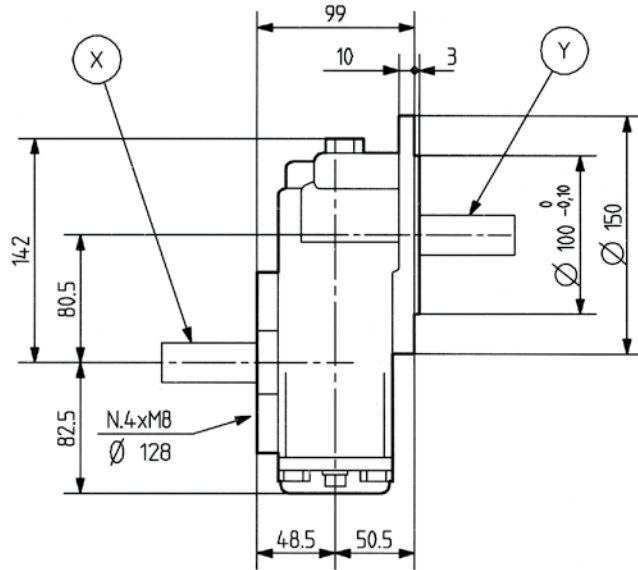
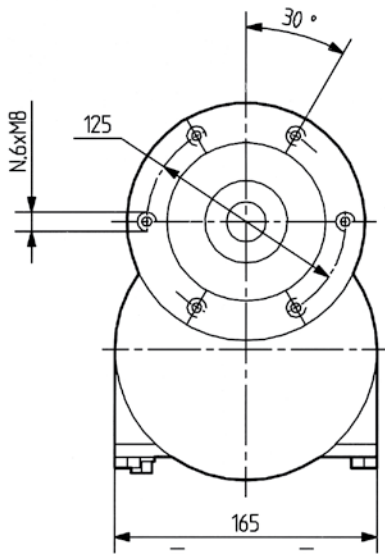
# A-1A



0.00

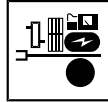
Code **600**

	[kg]	11		[l]	0.5
--	------	----	--	-----	-----



	i				std spec	Input			
		rpm	kW	HP	Nm	lb.in.			
<b>M</b> → →	<b>5.29</b>	540	<b>11.8</b>	16.0	25	239	std	X	41-42
	<b>7.80</b>		-	-	-	-			
	<b>8.27</b>		-	-	-	-			
<b>R</b> → + →	<b>7.8</b>	540	<b>3.7</b>	5.0	491	4552	std	Y	51-52

# A-1B



5.01

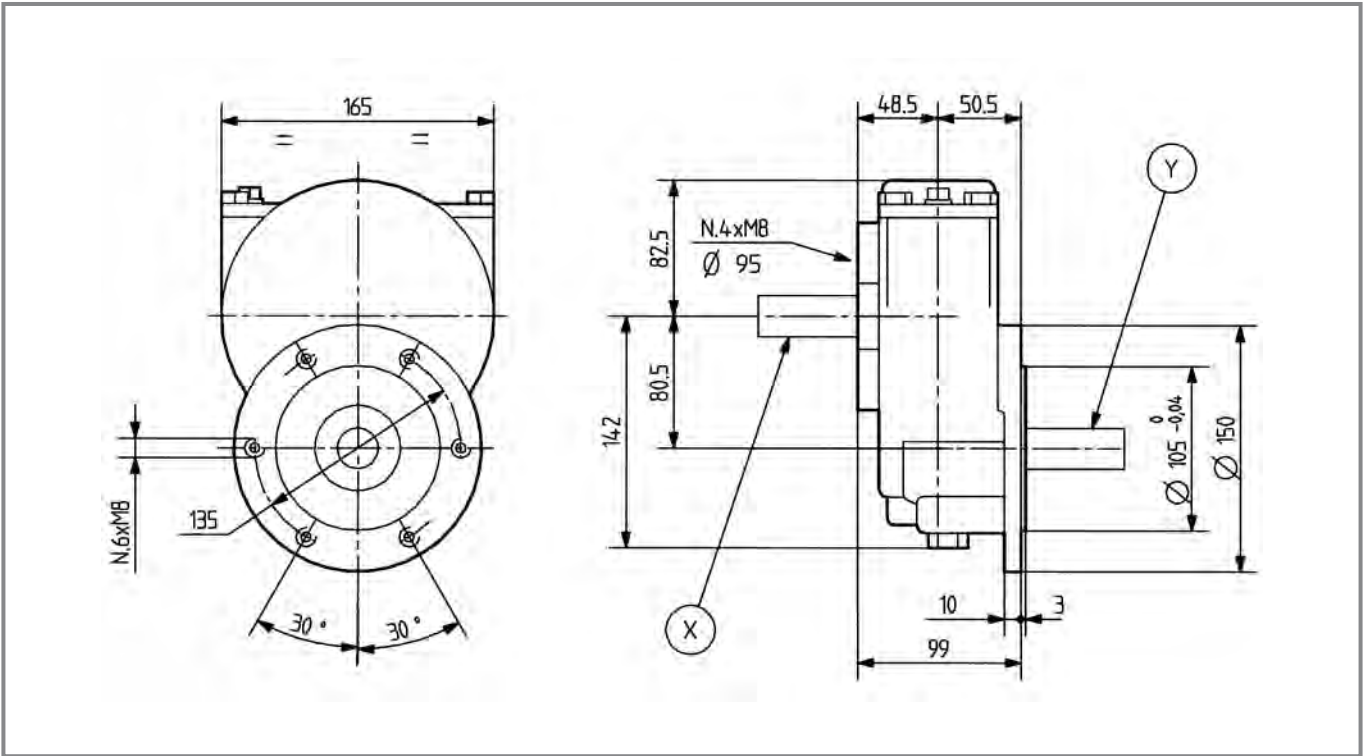
Code **600**



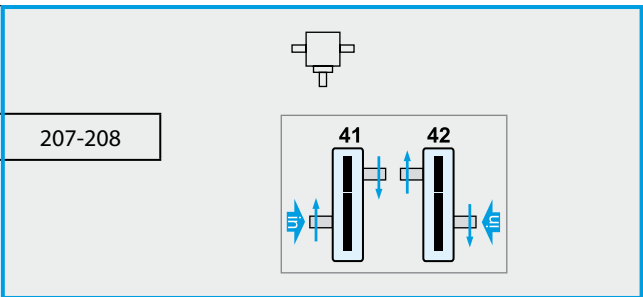
[kg] 11



[l] 0.5



	i	rpm	kW	HP	Nm	lb.in.	std spec	Input	
<b>M</b>	<b>7.00</b>	429	<b>9.6</b>	13.0	29	273	std	X	207-208



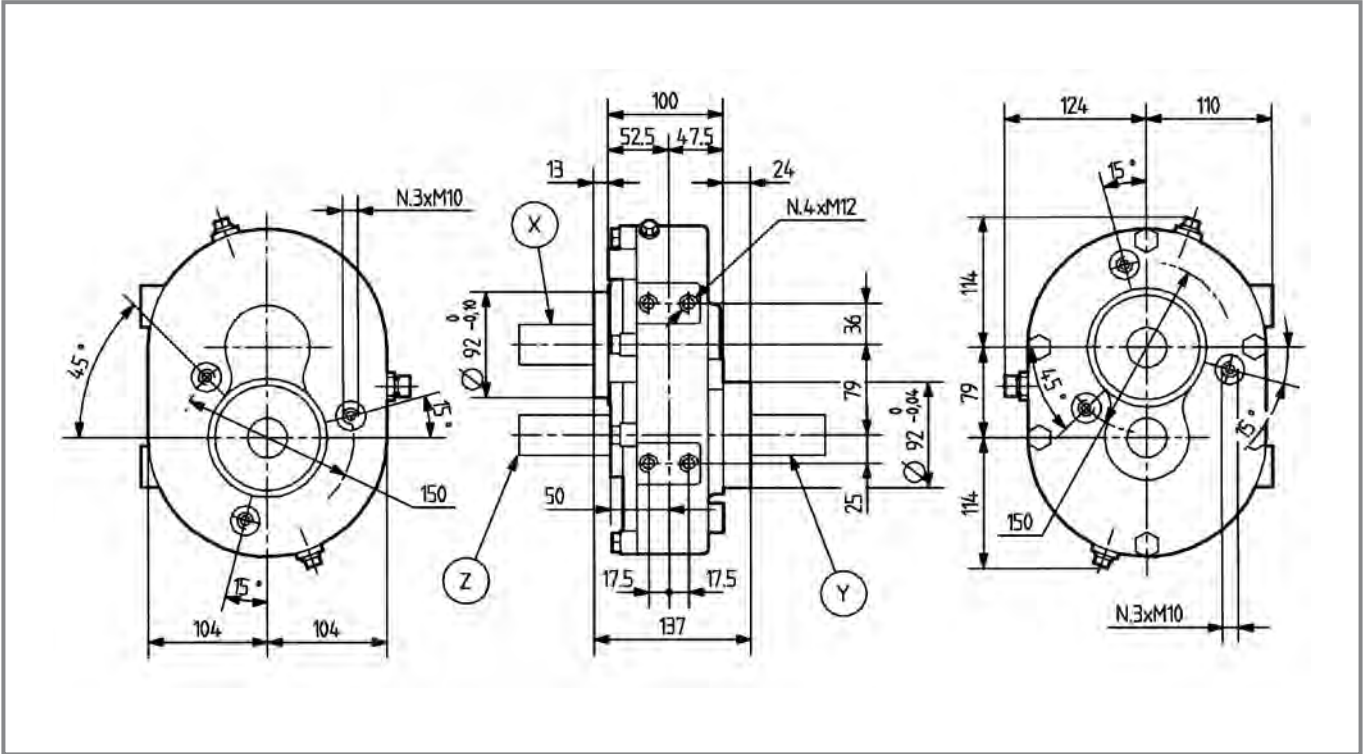
# A-3A



0.00

Code **602**

	[kg]	18		[l]	0.6
--	------	----	--	-----	-----



	i						std spec	Input	
	1.00	540	22.1	30.0	378	3501	std	Y	41-42 / 45 / 66
	1.23	540	33.1	45.0	461	4270	std	Y	41-42
	1.50		30.9	42.0	353	3268			
	2.00		29.4	40.0	252	2334			
	2.92		27.2	37.0	159	1479			
	3.58		24.7	33.5	118	1092			
	5.00		22.1	30.0	75	700			
	1.23	540	25.8	35.0	542	5024	std	X	51-52
	1.50		18.4	21.0	472	4377			
	2.00		15.5	21.0	529	4902			
	2.92		12.5	17.0	625	5794			
	3.58		9.6	13.0	586	5432			
	5.27		6.6	9.0	598	5536			

45

66

41

42

51

52

# A-4A

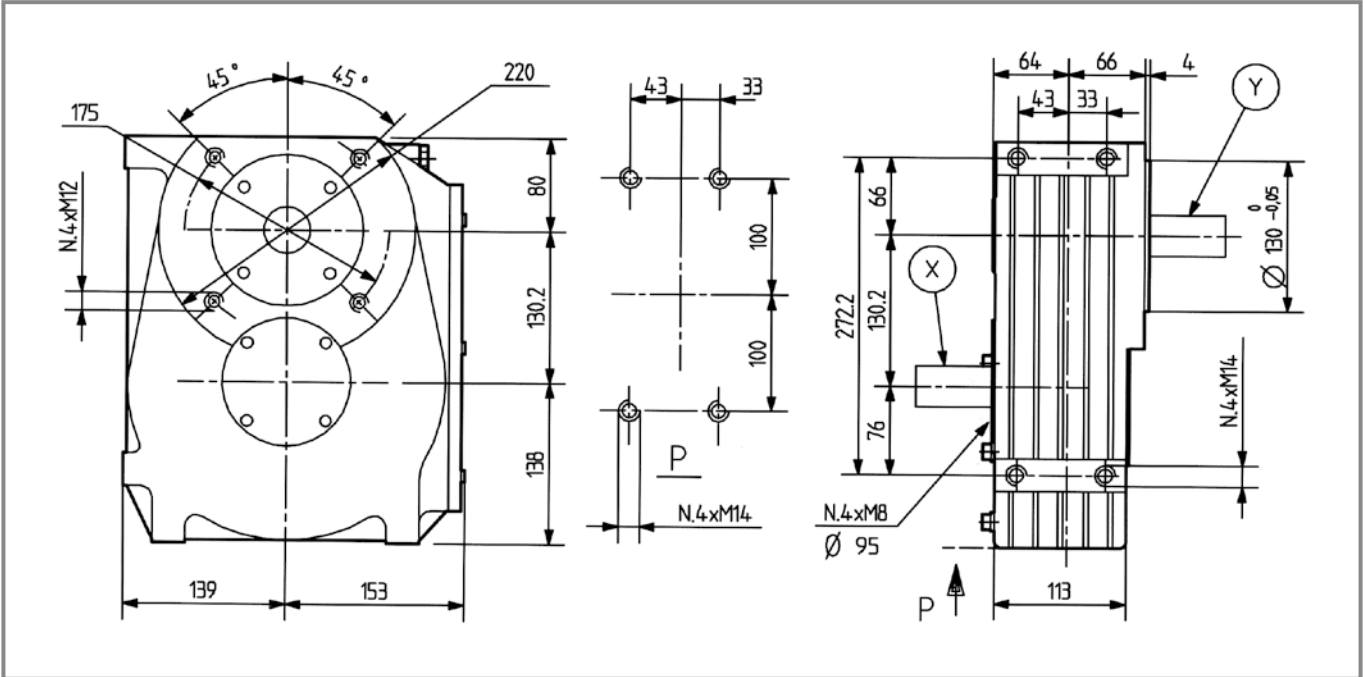


0.00

Code **603**



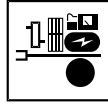
	[kg]	41		[l]	1.0
--	------	----	--	-----	-----



	i				std spec	Input		
		rpm	kW	HP	Nm	lb.in.		
M →	1.00	540	62.6	85.0	1071	9921	std Y	51-52
	1.48	540	66.2	90.0	766	7097	std X	41-42
	2.00		64.0	87.0	548	5077		
	2.43		62.6	85.0	441	4083		
	3.00		59.6	81.0	340	3151		
	3.80		58.1	79.0	262	2426		
	4.00*		56.7	77.0	242	2247		
	5.00		55.2	75.0	189	1751		
	6.20		51.5	70.0	142	1318		
	7.00		44.2	60.0	108	1000		
R →	1.48	540	42.7	58.0	1082	10019	std Y	51-52
	2.00		31.6	43.0	1084	10037		
	2.43		25.8	35.0	1072	9926		
	3.00		21.0	28.5	1078	9979		
	3.80		16.6	22.5	1078	9979		
	4.00*		15.8	21.5	1084	10037		
	5.00		12.5	17.0	1071	9921		
	6.20		10.3	14.0	1094	10131		
	7.00		8.8	12.0	1059	9804		

\* Versione A-4B.  
A-4B version.

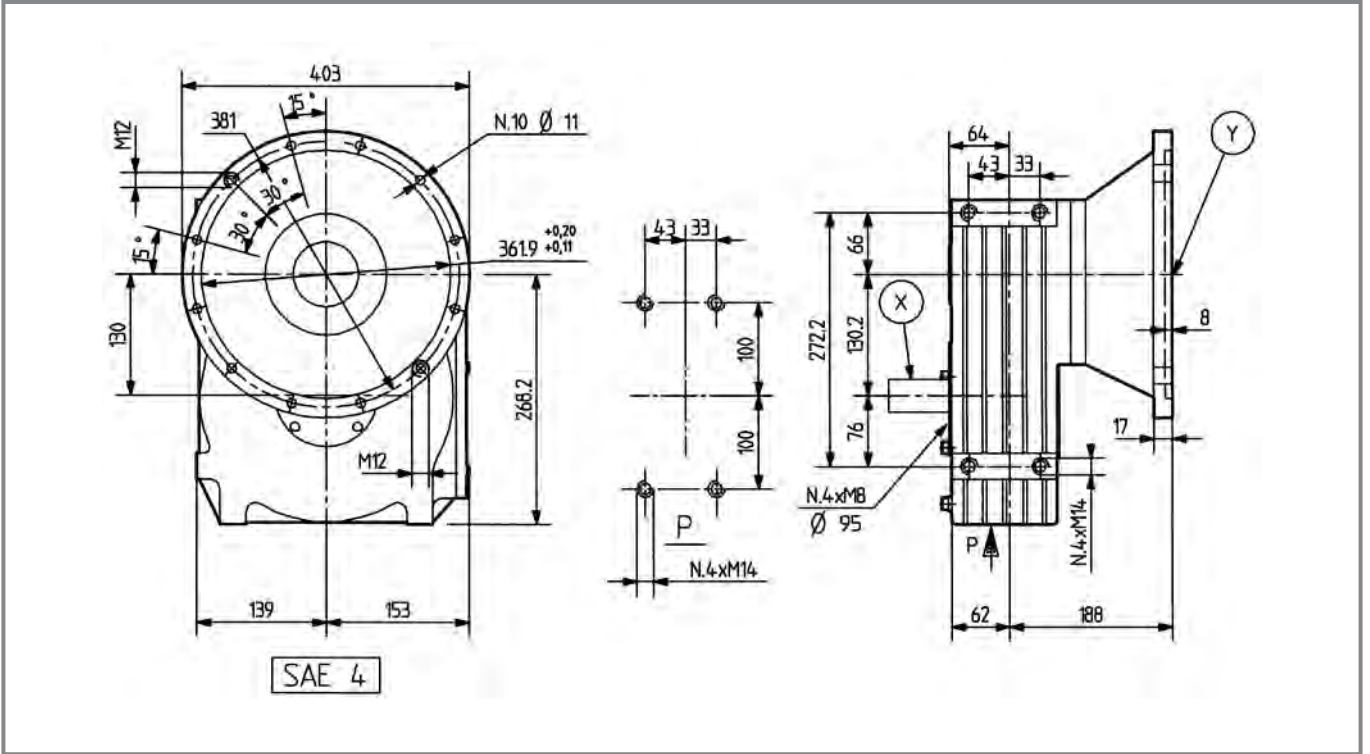
# A-4F



5.01

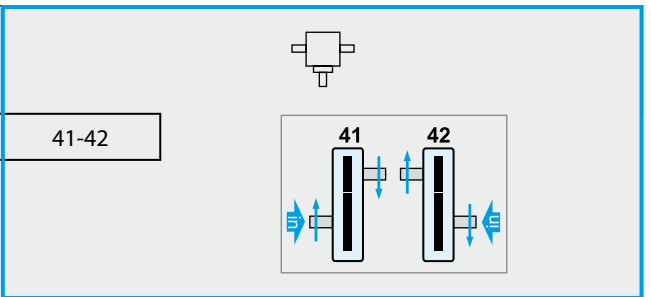
Code **603**

	[kg]	47		[l]	1.0
--	------	----	--	-----	-----



SAE 4

i						std spec	Input	41-42
	rpm	kW	HP	Nm	lb.in.			
M → +	3.80	395	55.0	75.0	340	3150	std	X





# A-16A

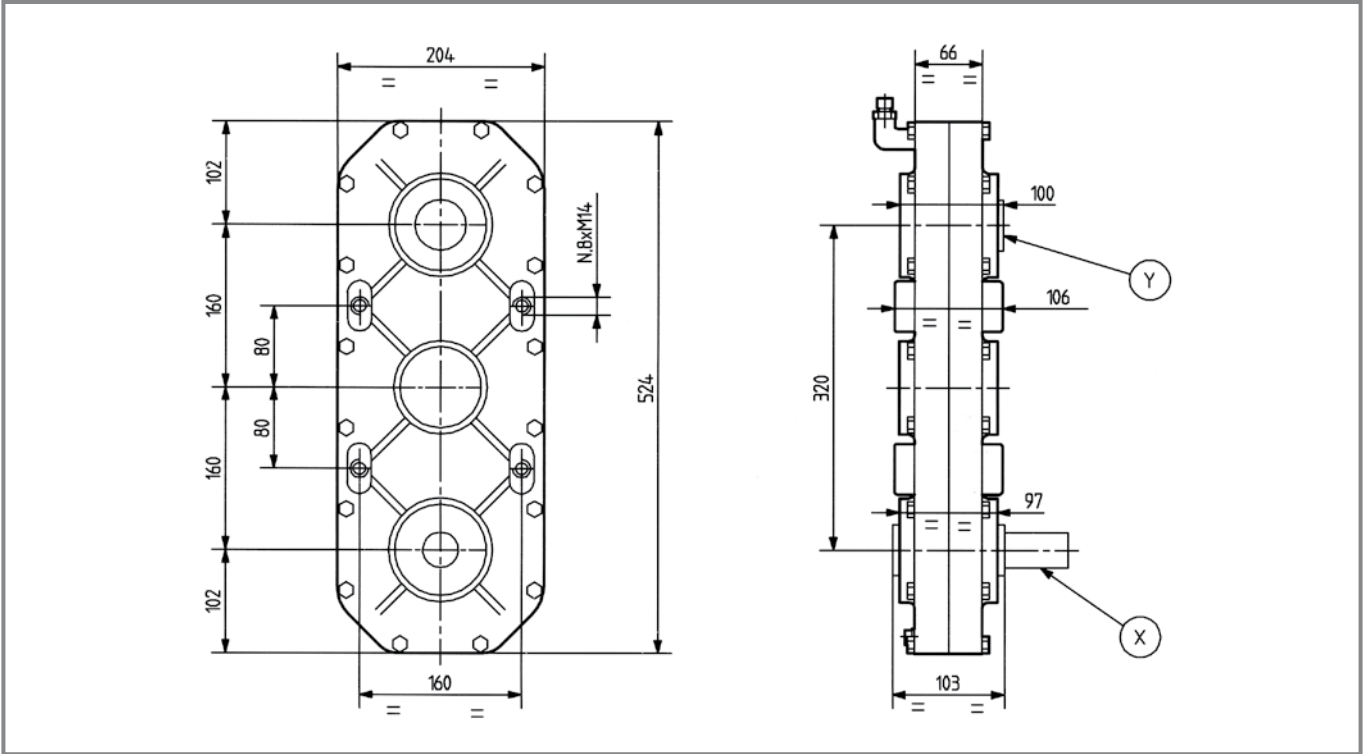


0.00

Code **615**



	[kg]	40		[l]	1.5
--	------	----	--	-----	-----



							std spec		
		rpm	kW	HP	Nm	lb.in.		Input	
	<b>1.00</b>	540	<b>62.6</b>	85.0	1071	9921	std	X	214

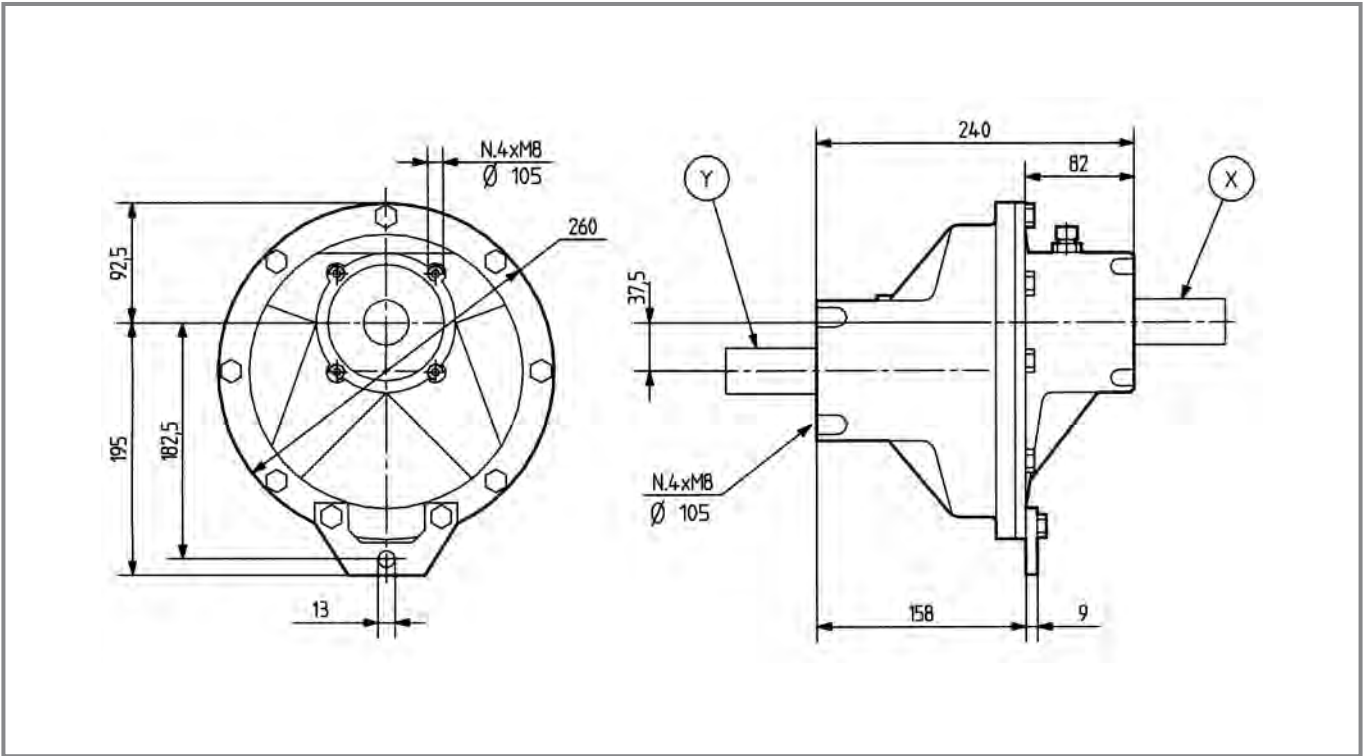
# A-20A



0.00

Code **620**

	[kg]	26		[l]	1.4
--	------	----	--	-----	-----



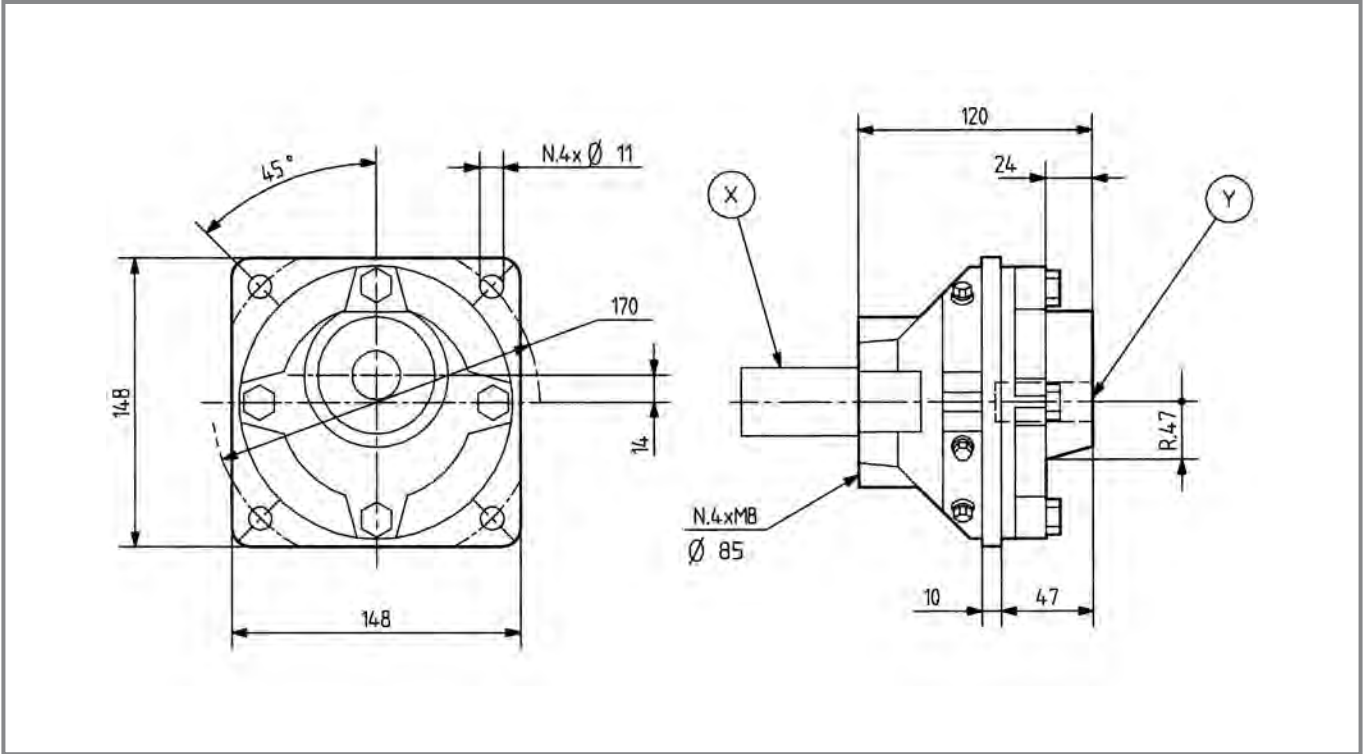
	i				std spec		Input	
		rpm	kW HP	Nm lb.in.				
<b>M</b>	<b>1.88</b>	540	<b>55.2</b> 75.0	503 4656	std	Y	217-218	
<b>R</b>	<b>1.88</b>	1000	<b>55.2</b> 75.0	960 8887	std	X	215-216	

# A-623A



0.00

	[kg]	6		[l]	-
--	------	---	--	-----	---



	i				std spec				
	rpm	kW	HP	Nm	lb.in.	Input			
<b>M</b>	<b>1.60</b>	540	<b>11.0</b>	15.0	118	1094	std	Y	217-218
<b>R</b>	<b>1.60</b>	540	<b>7.4</b>	10.0	201	1867	std	X	215-216

215

216

217

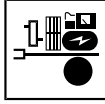
218



# A-624B



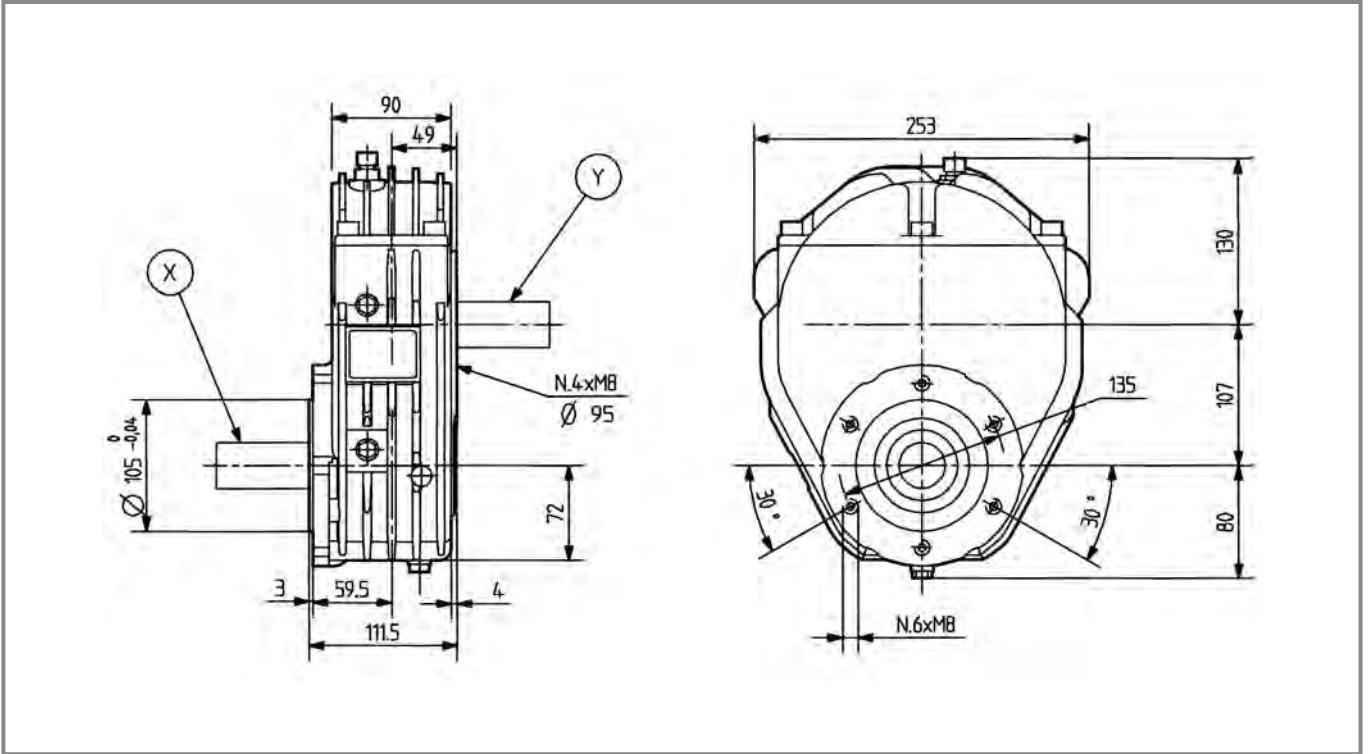
0.00



5.01

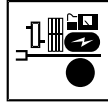
**kg** [kg] 17

**oil** [l] 0.45



M	i	rpm	Sun		Planetary		std spec	Input	41-42
			kW	HP	Nm	lb.in.			
	3.50	429	30.0	41.0	185	1750	std	Y	
	6.90	435	22.0	30.0	68	641	std	Y	

# A-624C



5.01



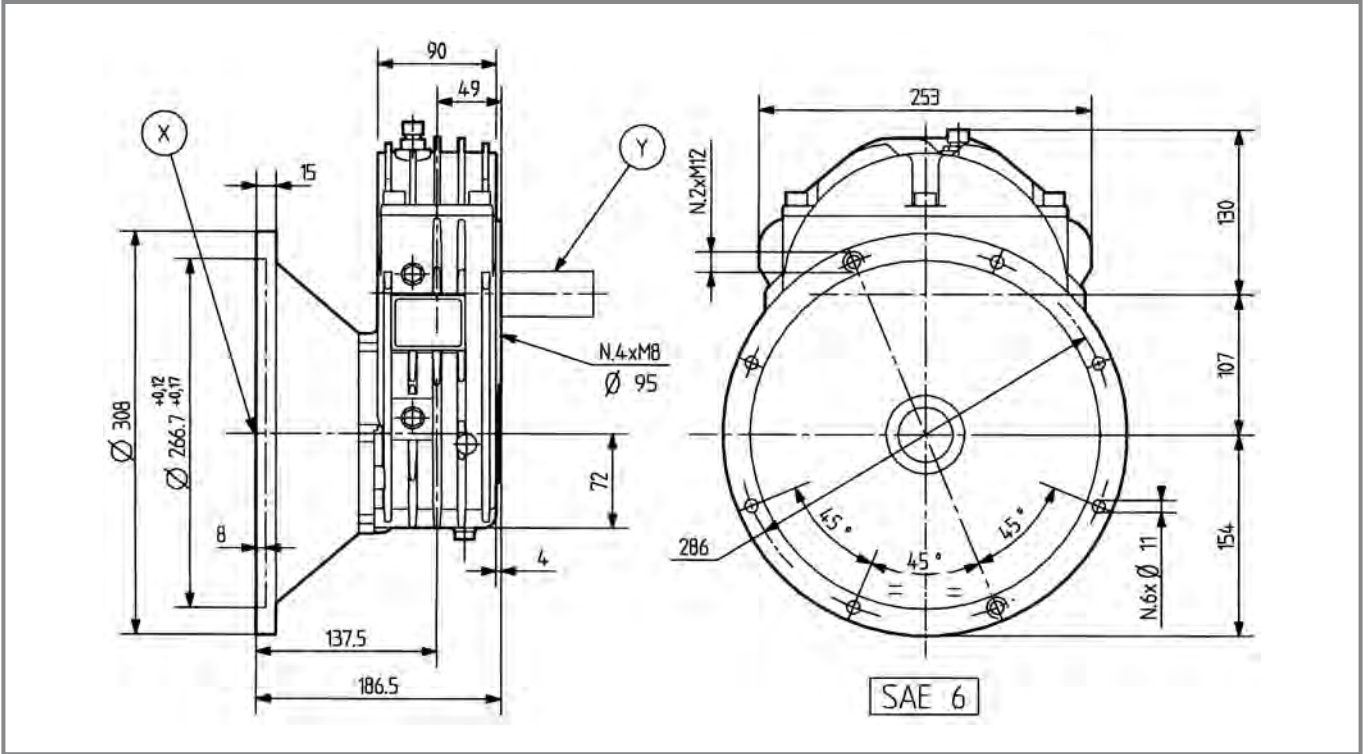
[kg]

22



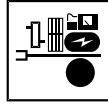
[l]

0.5



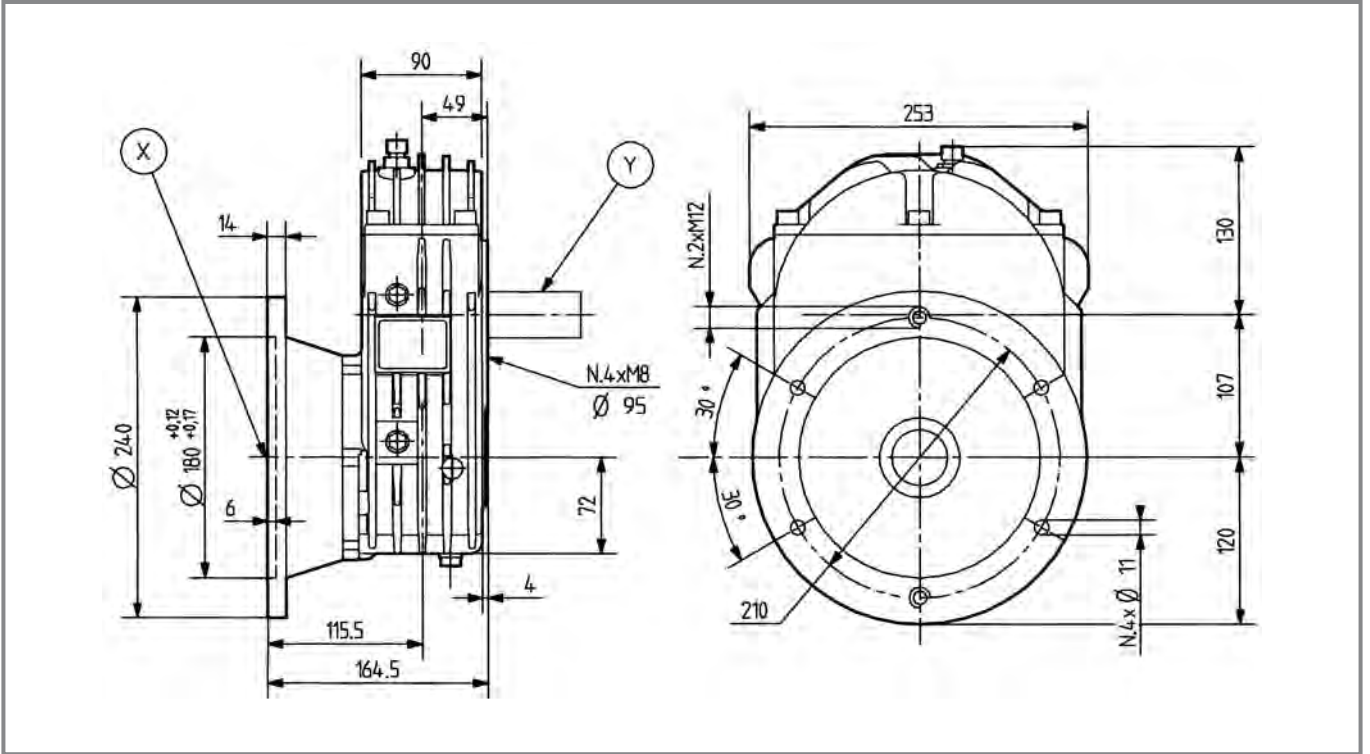
M	i	rpm	Sun		Gear		std spec	Input	41-42	
			kW	HP	Nm	lb.in.				
	3.50	429	30.0	41.0	185	1750	std	Y	41-42	
	6.90	435	22.0	30.0	68	641				

# A-624E



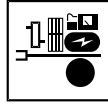
5.01

	[kg]	20		[l]	0.5
--	------	----	--	-----	-----



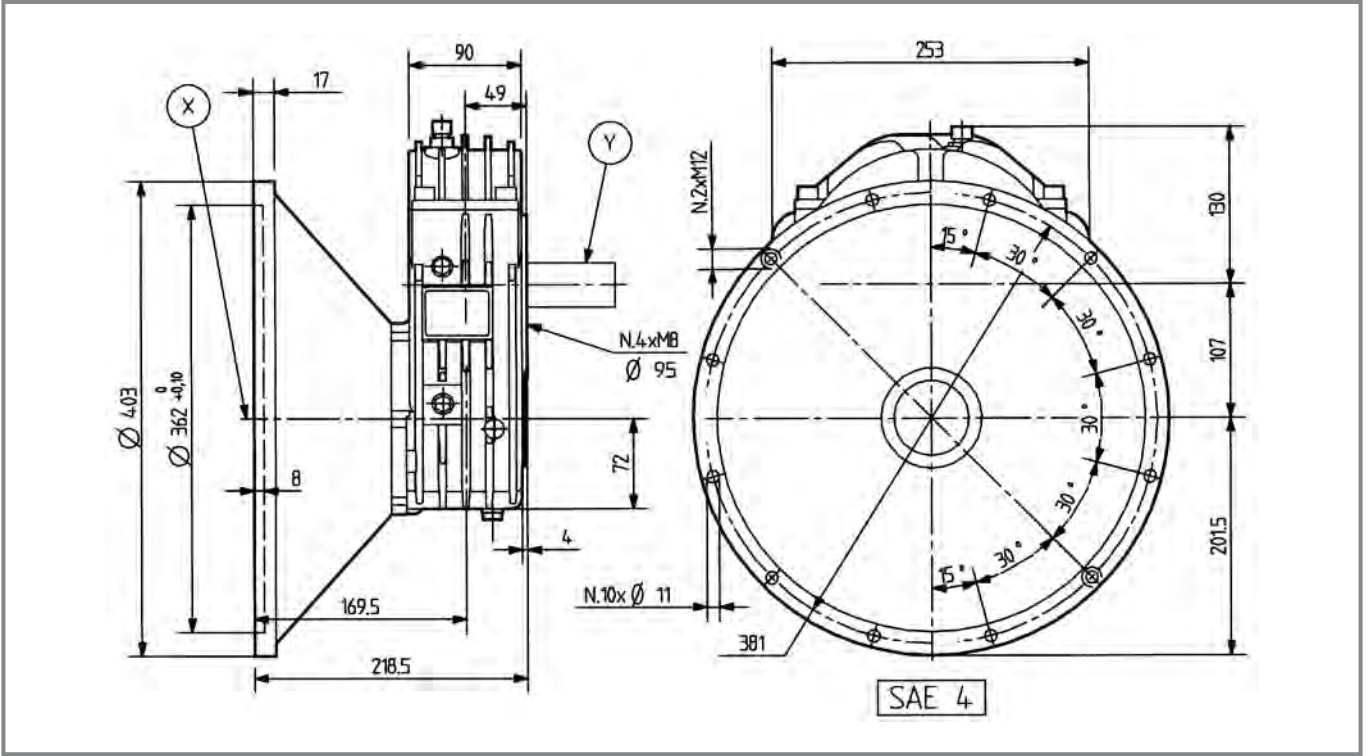
M	i				std spec		Input	41-42	
					rpm	Input			
	3.50	429	30.0	41.0	185	1750	std	Y	
	6.90	435	22.0	30.0	68	641			

# A-624F



5.01

	[kg]	26		[l]	0.5
--	------	----	--	-----	-----



				std spec		
	rpm	kW HP	Nm lb.in.		Input	
<b>M</b>	<b>3.50</b>	429 <b>30.0</b> 41.0	186 1721	std	Y	41-42

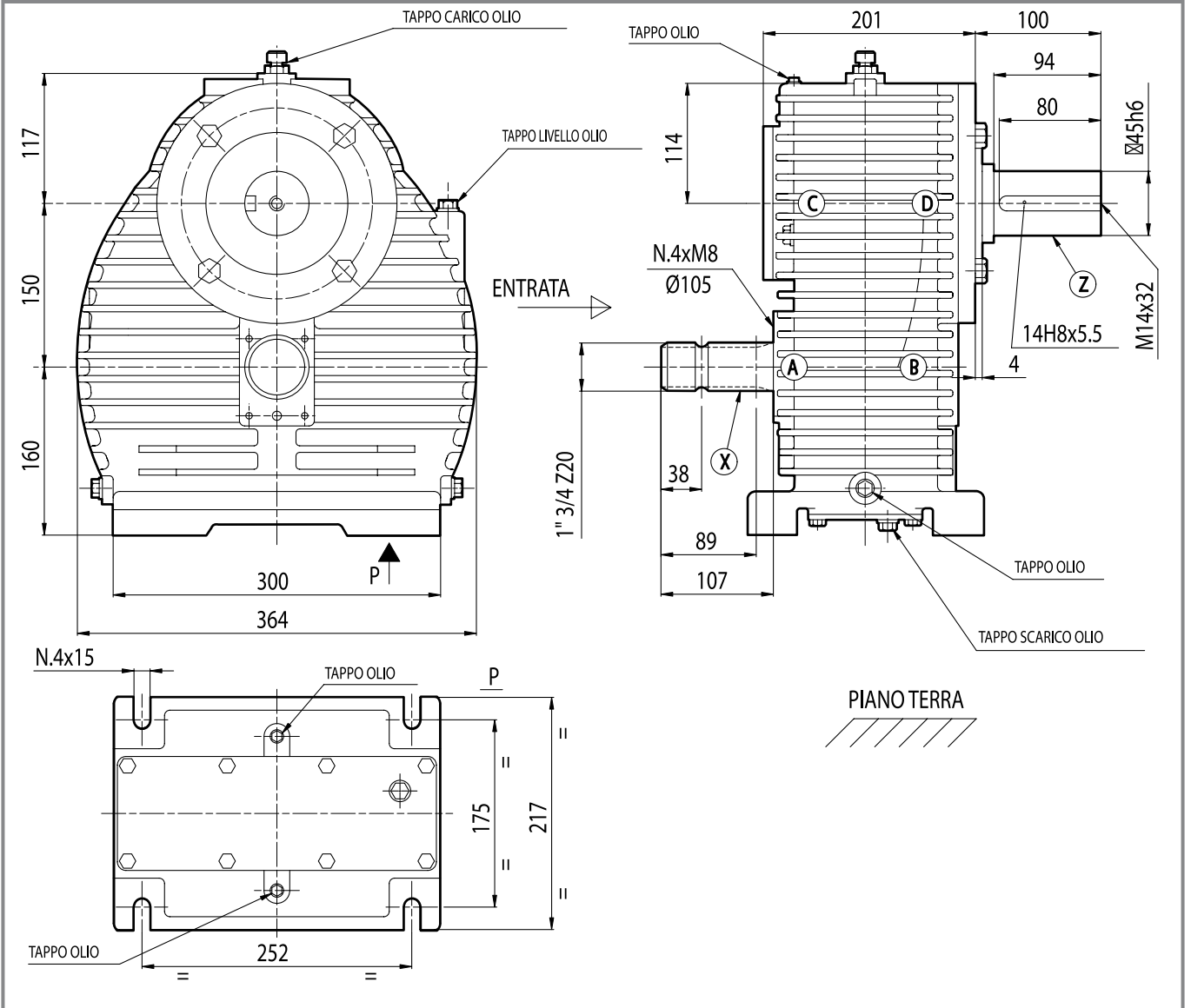


# A-629A



0.00

	[kg]	72		[l]	-
--	------	----	--	-----	---



	rpm	kW	HP	Nm	lb.in.			Input	
<b>M</b>	<b>3.80</b>	540	<b>110.0</b>	150	-	-	-	X	41-42

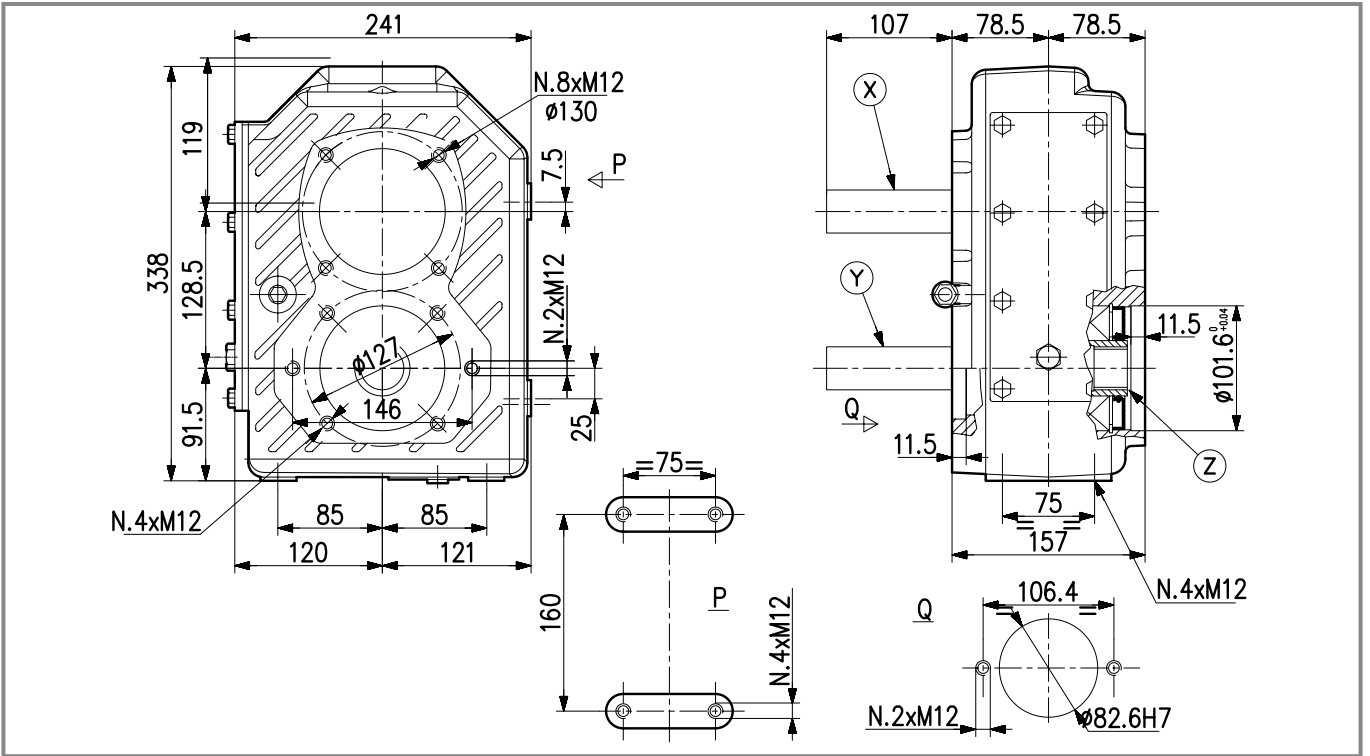
# A-640A



1.05



kg	[kg]	42.5	OIL	[l]	-
----	------	------	-----	-----	---



i				std spec			Input
	rpm	kW	HP	Nm	lb.in.		
M → →	1000	91.9	125	-	-	std	X
	2.15	84.5	115	-	-		
	2.50	80.1	110	-	-		
	3.80	55.9	76.0	-	-		

41 42

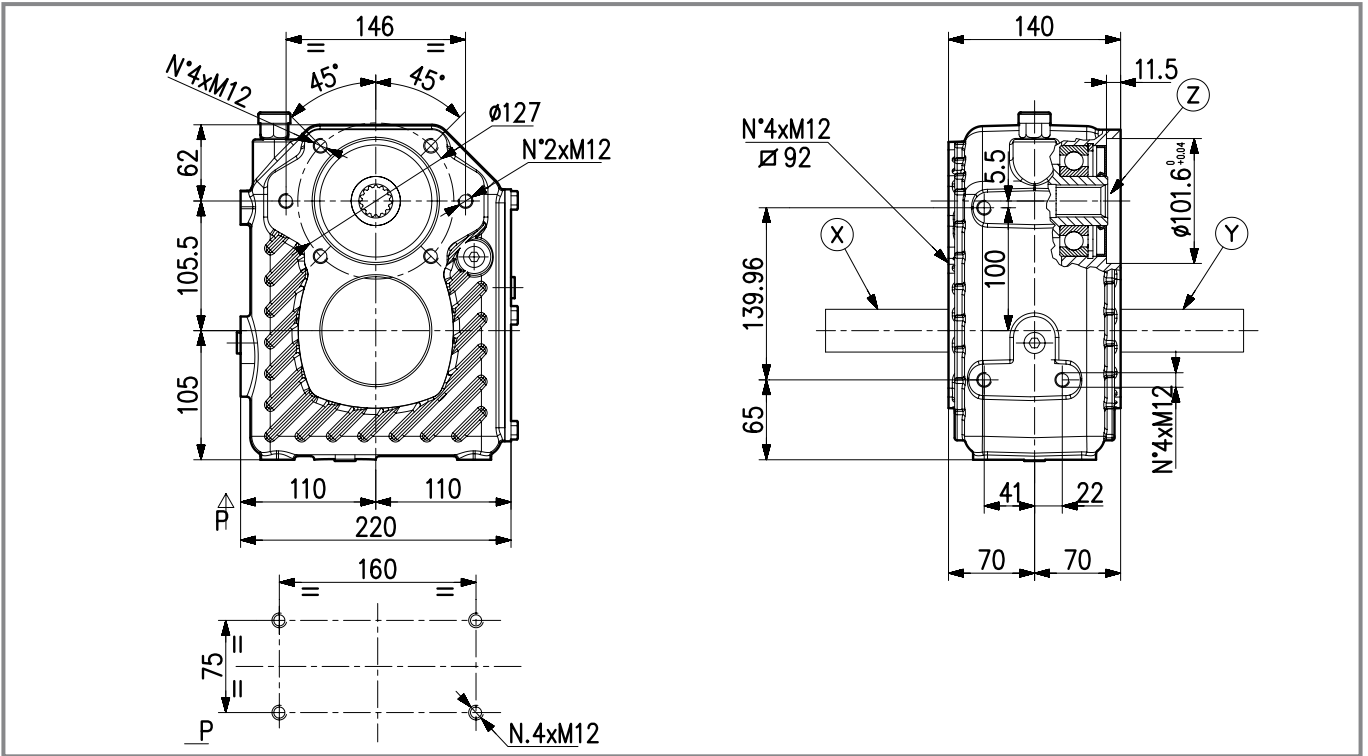
# A-649A



1.05



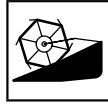
	[kg]	25		[l]	-
--	------	----	--	-----	---




i						std spec		Input
	rpm	kW	HP	Nm	lb.in.			
M → ⊕	1.85	540	44.0	60.0	-	-	std	X-Y
	2.00				-	-		
	2.50				-	-		
	3.00				-	-		
	3.80				-	-		
4.23	40.5	55.0	-	-				

41-42

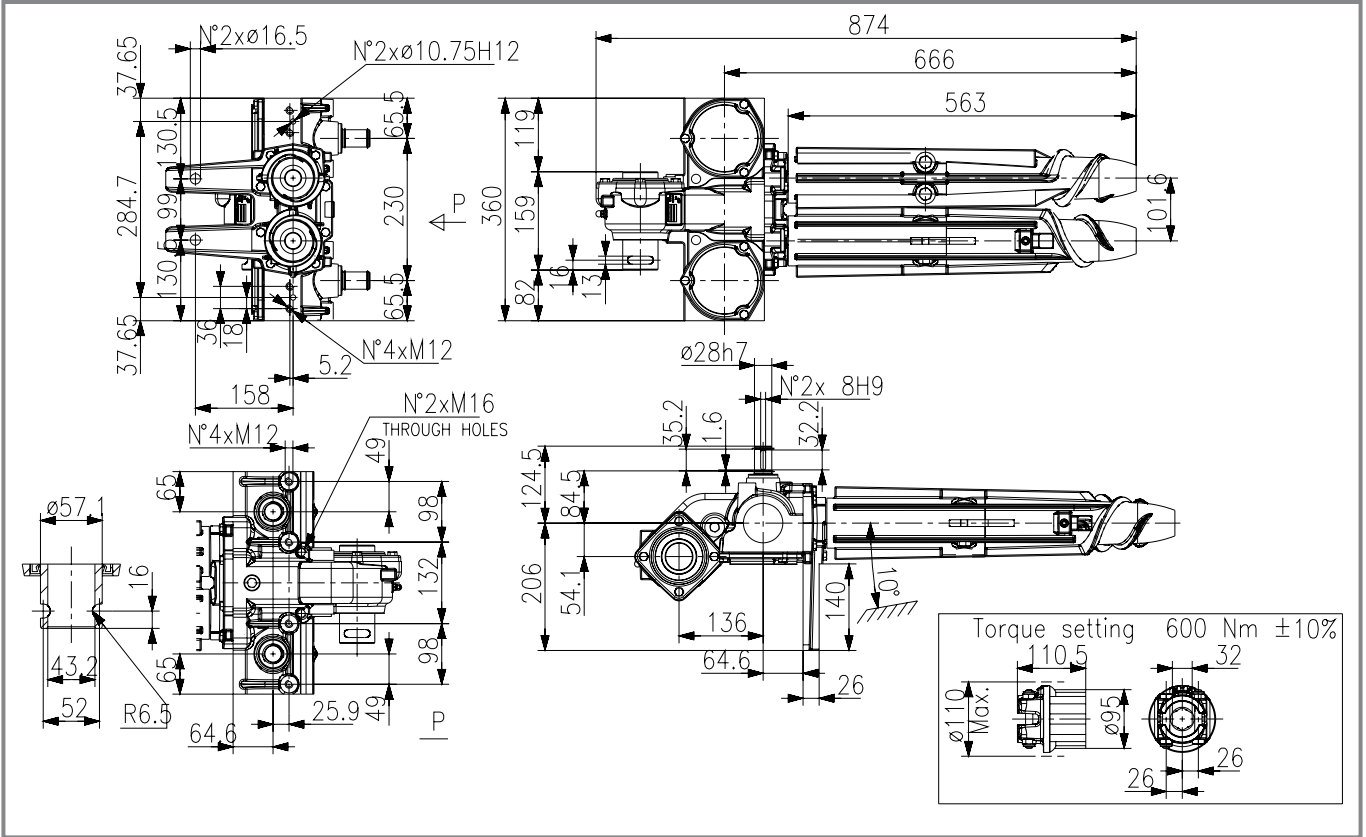
# N-669A



4.08



	[kg]	-		[l]	-
--	------	---	--	-----	---



i						std spec	
	rpm	kW	HP	Nm	lb.in.		Input
1.21/0.51	781	11.7	16.0			std	

# N-673J



0.00



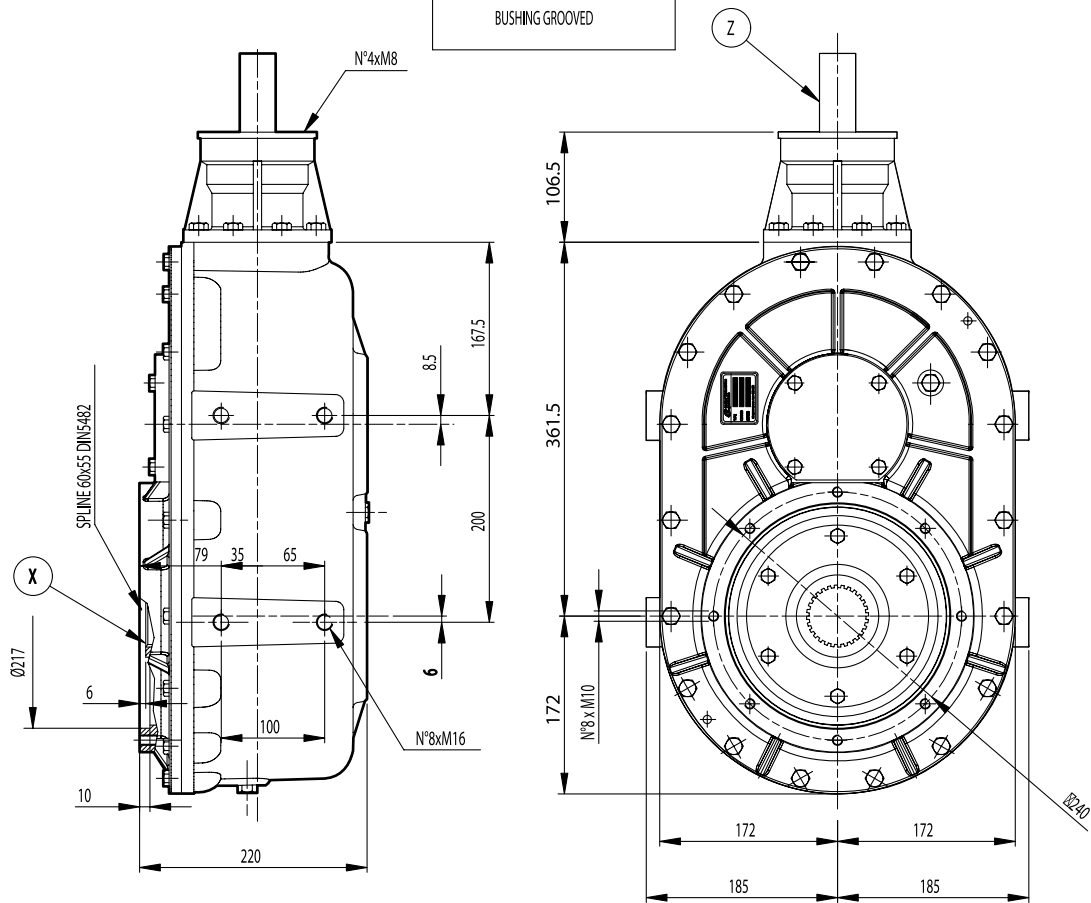
4.06



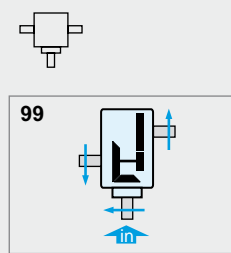
**kg** [kg] 110

**OIL** [l] 1.8

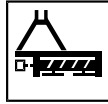
SOLD AND SUPPLIED AS SEPARATE ITEM  
OUTPUT SHAFT  
BUSHING GROOVED



i				std spec		Input
	rpm	kW HP	Nm lb.in.			
R	10.8	55.1 75.0	1022 90508	std	Z	99
	15.0	33.0 45.0	895 79261			

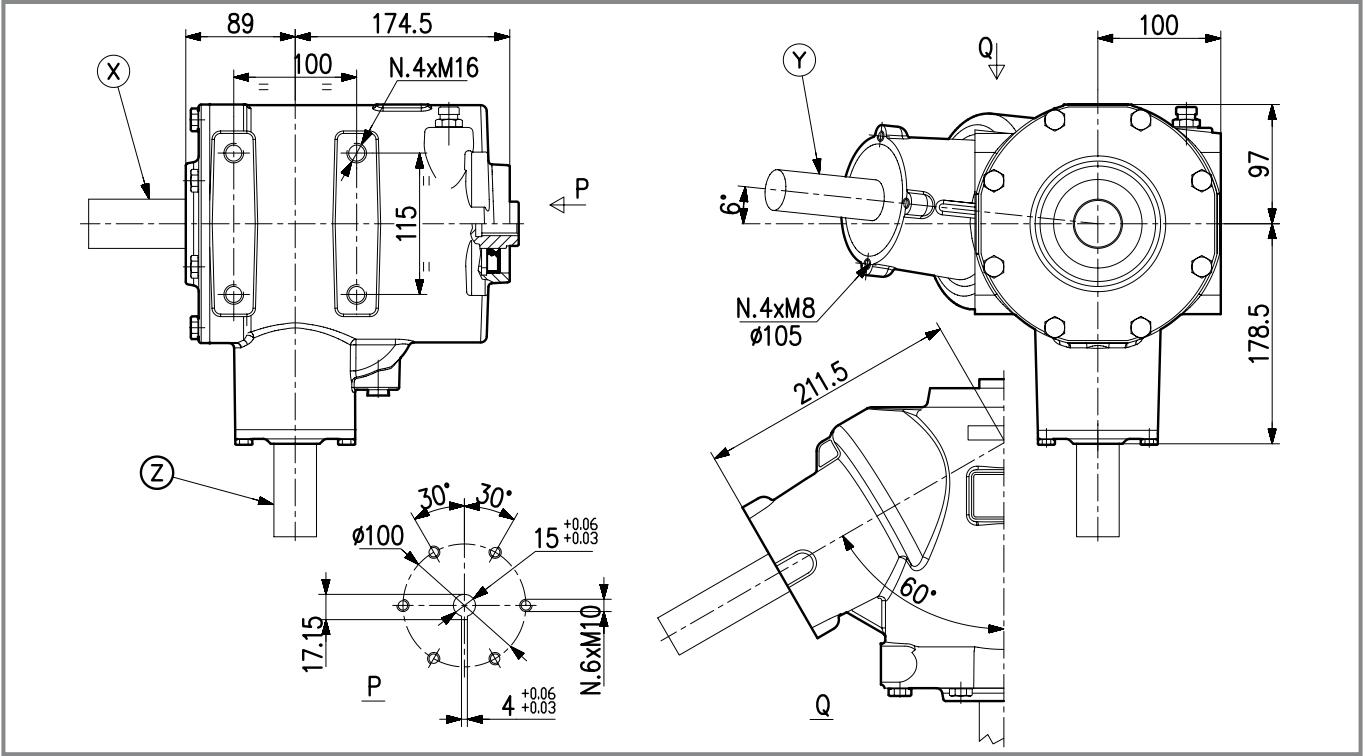


# NV-676A



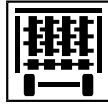
4.01

	[kg]	38		[l]	-
--	------	----	--	-----	---



i						std spec	
	rpm	kW	HP	Nm	lb.in.	spec	Input
	430	60.0	82.0	-	-	spec	Y

# T-698A/B



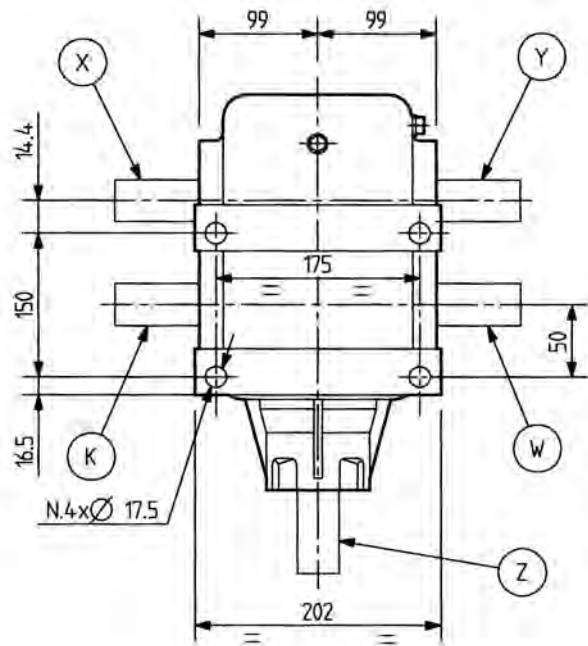
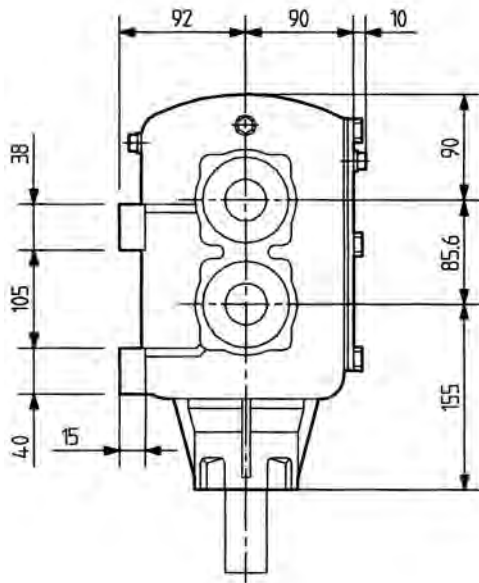
1.04



[kg] 28

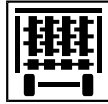


[l] 1.7



i				std spec					
	rpm	kW	HP	Nm	lb.in.	Input			
R → + →	<b>1.00</b> (Z-W / Z-K)	540	<b>40.4</b>	55.0	-	-	std	Z	
	<b>5.70</b> (Z-X / Z-Y)								
	<b>1.46</b> (Z-W)	540	<b>29.4</b>	40.0	-	-	std	Z	
	<b>5.50</b> (Z-X)								

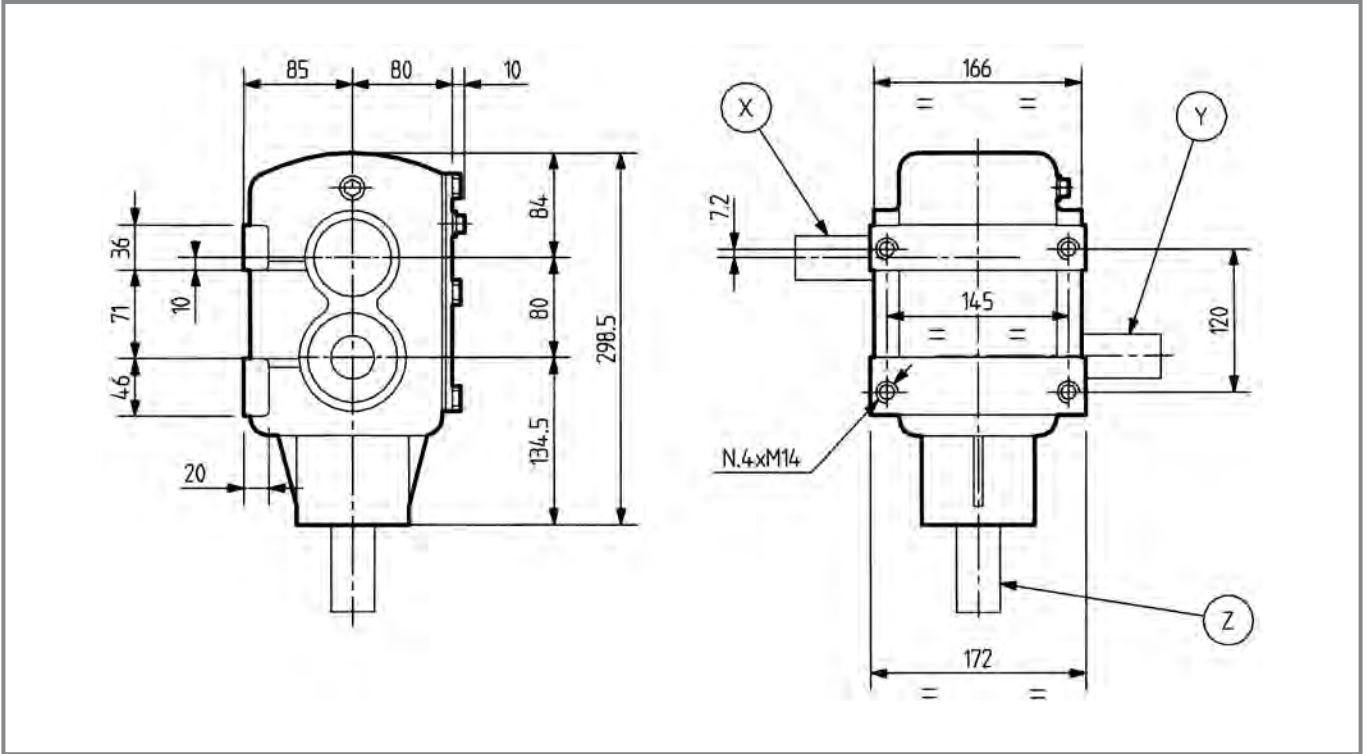
# N-2A



1.04

Code **699**

	[kg]	19		[l]	1.4
--	------	----	--	-----	-----



R	i				std spec					
		rpm	kW	HP	Nm	lb.in.	Input			
	1.00 (Z-Y)	540	23.5	32.0	-	-	std	Z	91-99	
	5.67 (Z-X)				-	-				



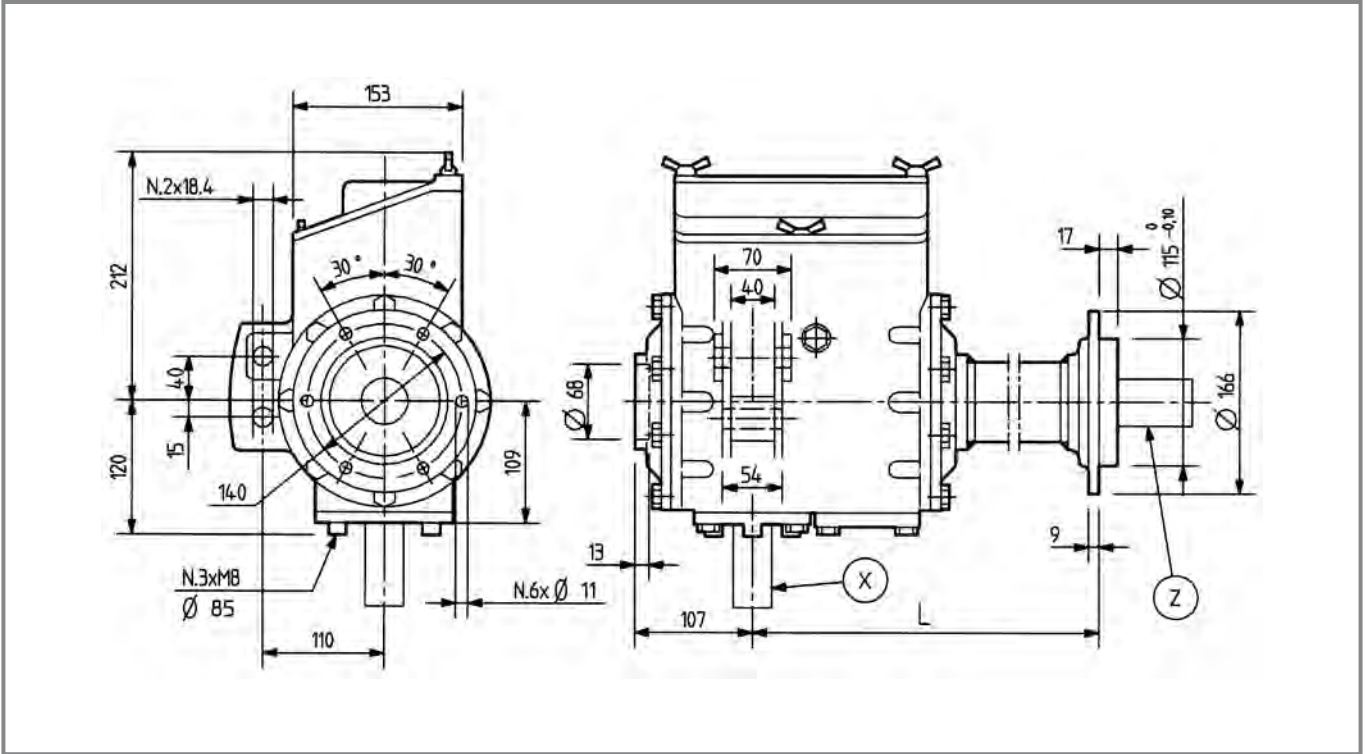
# MZ-1A



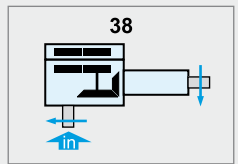
2.01

Code **701**

	[kg]	-		[l]	-
--	------	---	--	-----	---



i		rpm		kW	HP			std spec		Input	L (mm)	Code	38
						Nm	lb.in.						
R → + →		540		29.4	40	-	-	std		X	500	701.027	
						-	-				600	701.028	
						-	-				700	701.000	
						-	-				800	701.030	
						-	-				900	701.026	



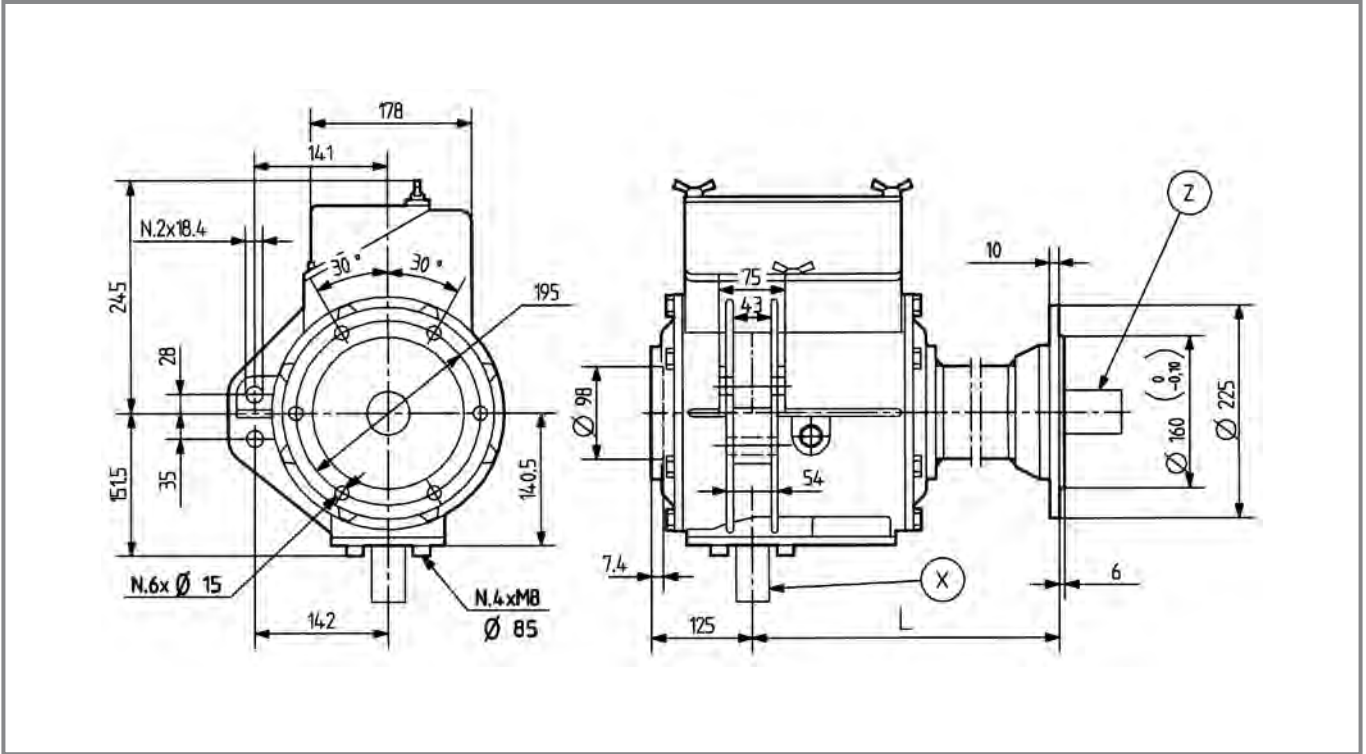
# MZ-2A



2.01

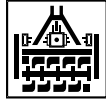
Code **702**

[kg]	-	[l]	-
------	---	-----	---



i	rpm	kW	HP			std spec	Input	L (mm)	Code	38
				Nm	lb.in.					
R → + →	1.62	51.5	70	-	-	std	X	800	702.048	38
	1.87			-	-			900	702.001	
	2.29			-	-			1000	702.049	
	2.64			-	-			1100	702.051	
				-	-			1250	702.053	

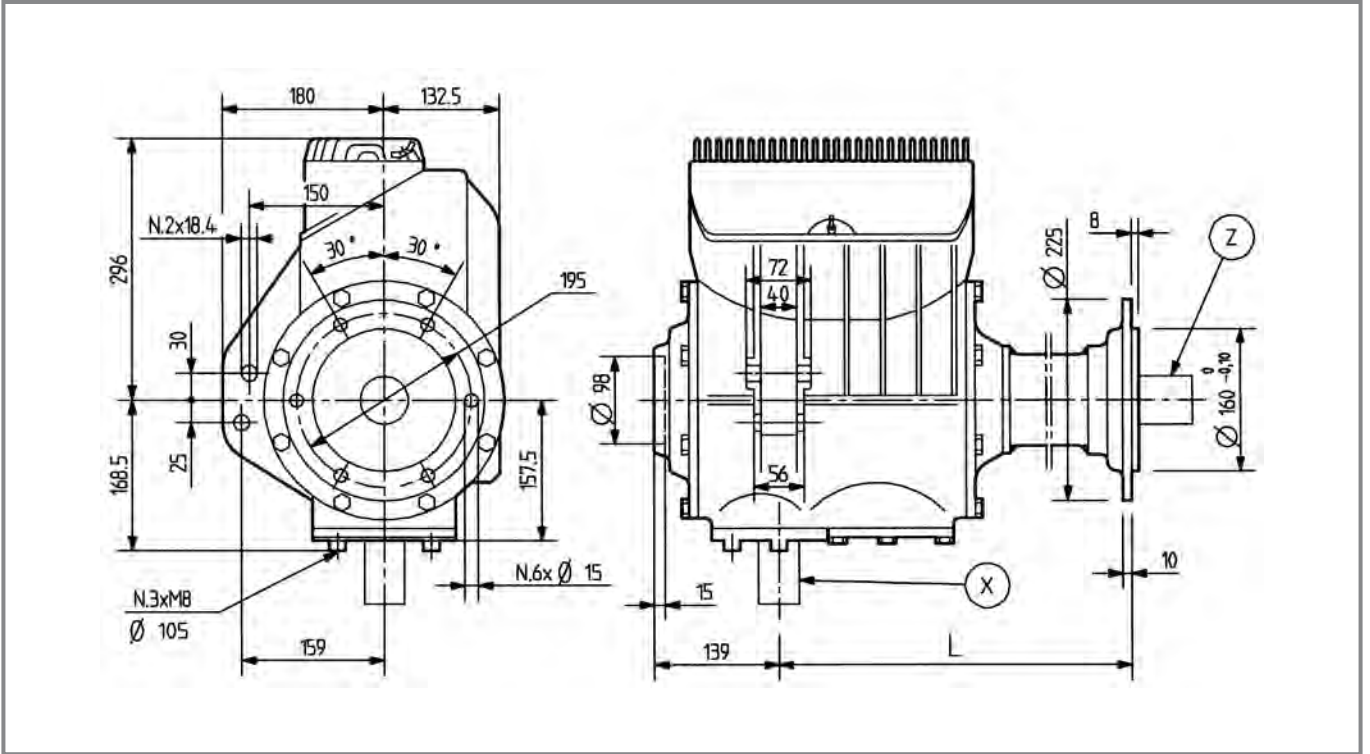
# MZ-3A



2.01

Code **703**

	[kg]	-		[l]	-
--	------	---	--	-----	---



i			std spec	Input	L (mm)	Code	
	rpm	kW					
<b>1.57</b> <b>1.74</b>	540	80.9	110	std	X	703.000	38
						703.042	
						703.044	
						703.047	
						703.048	
<b>2.96</b> <b>3.30</b>	1000	80.9	110	std	X	703.036	38
						703.037	
						703.039	
						703.045	
						703.046	

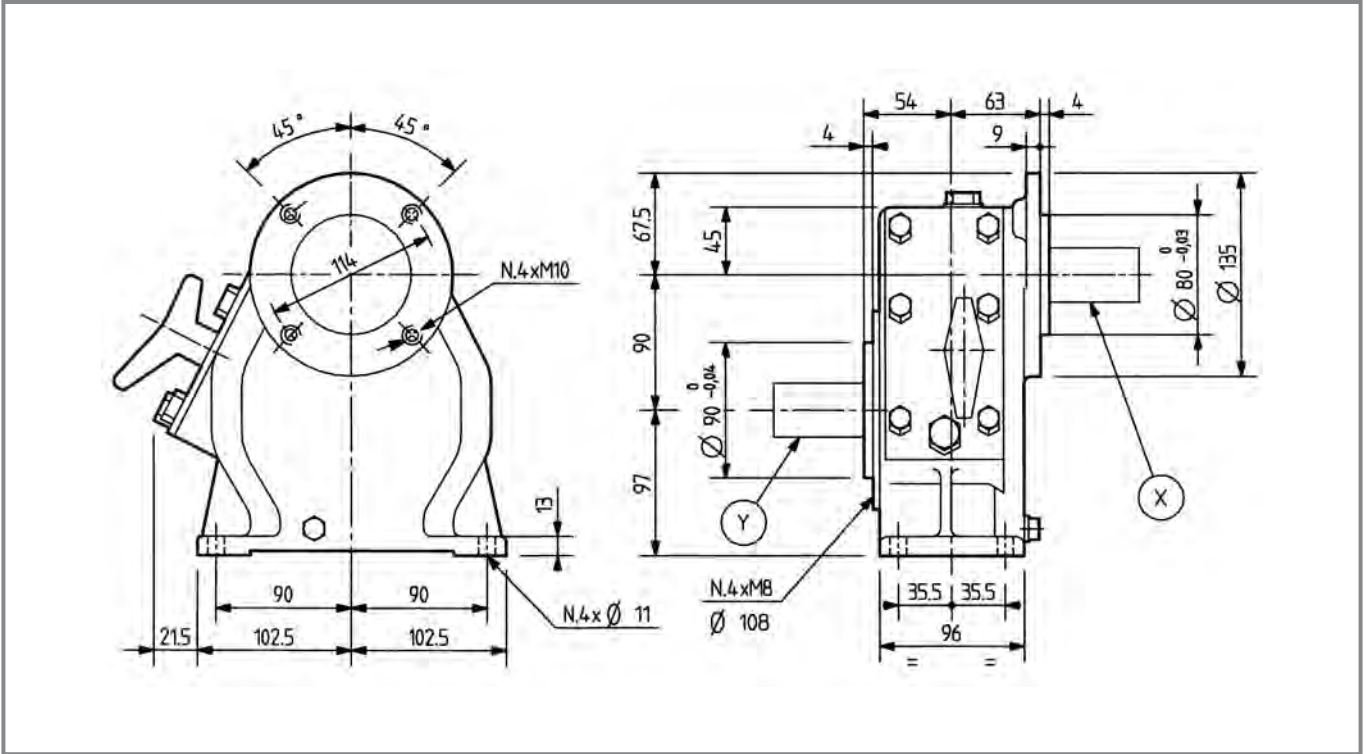
# D-7A



3.01

Code **707**

	[kg]	17		[l]	0.9
--	------	----	--	-----	-----



i						std spec		Input	
	rpm	kW	HP	Nm	lb.in.	std spec	Input		
2,57	-	-	-	-	-	spec	-	-	
4.00	540	21.7	29.5	93	861	std	Y	209 - 210	
4.36		21.3	29.0	83	776				
5.25		20.6	28.0	67	622				
5.82	-	-	-	-	-	spec	-	-	
7.33	-	-	-	-	-		-	-	

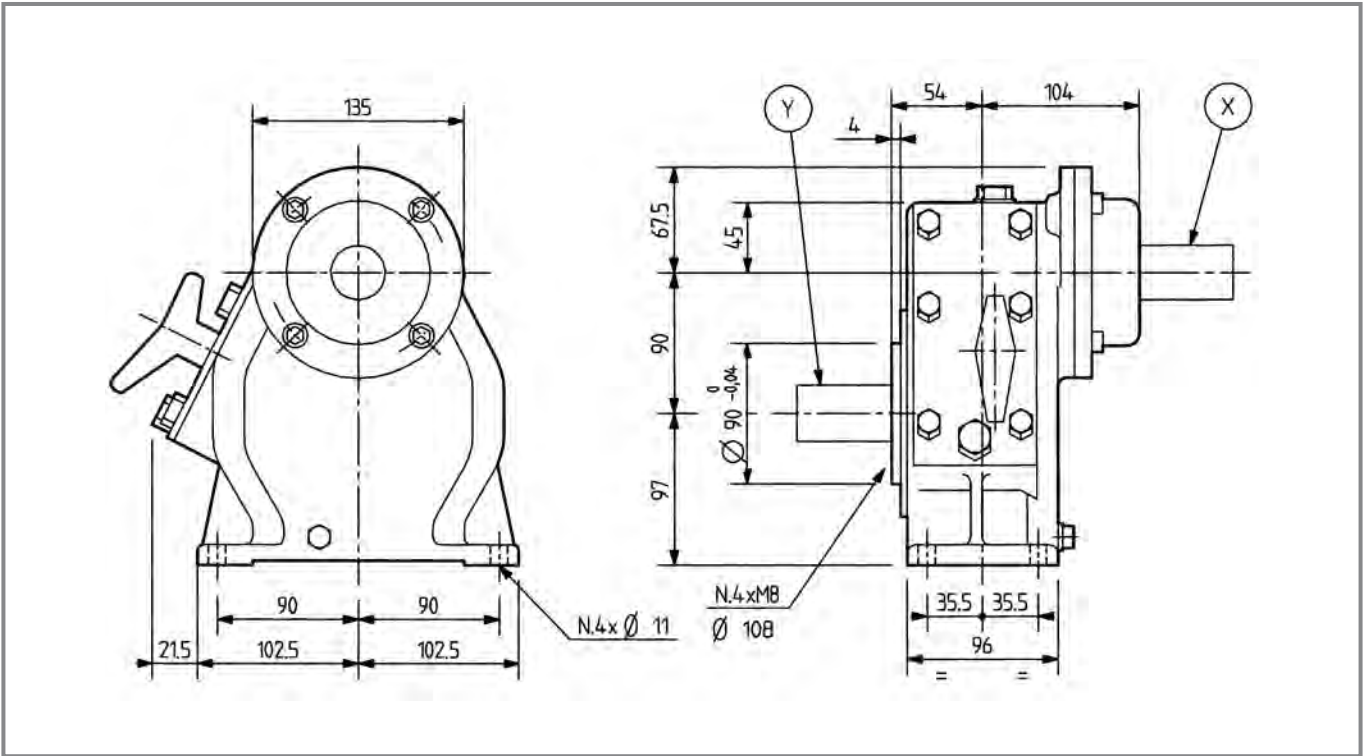
# D-7B



3.01

Code **707**

	[kg]	18		[l]	1.0
--	------	----	--	-----	-----



i						std spec	Input	209 - 210
	rpm	kW	HP	Nm	lb.in.			
M → +	4.00	21.7	29.5	93	861	std	Y	209 - 210
	5.25	20.6	28.0	67	622			

209

210

# D-16



0.00

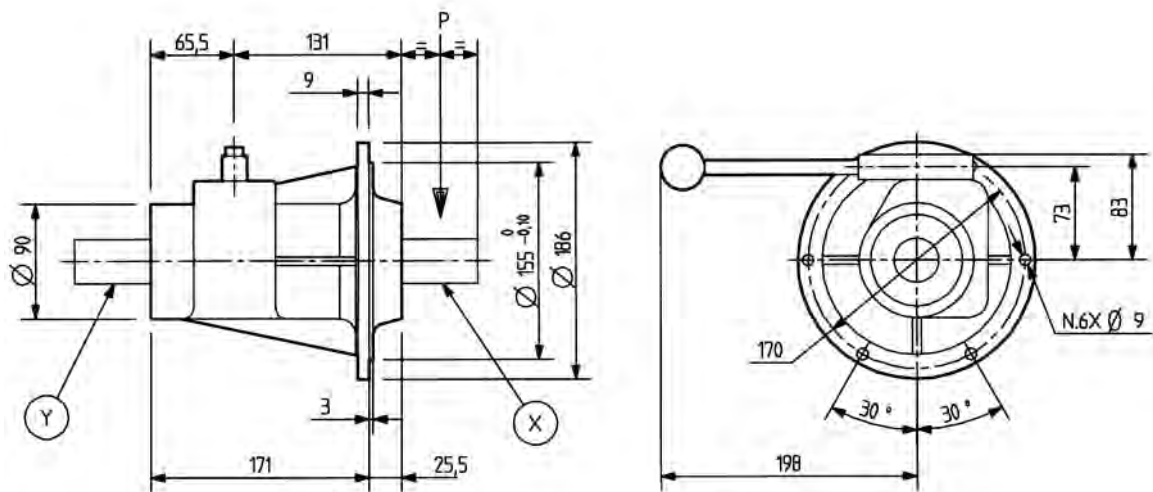
Code **716**





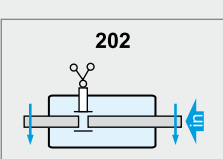
[kg] 9.5



[l] 0.25



P (kg)	 Nm      lb.in.		std spec	 Input	202
	200	1736			
<b>250</b>	200	1736	std	X	202




**202**

# D-21A

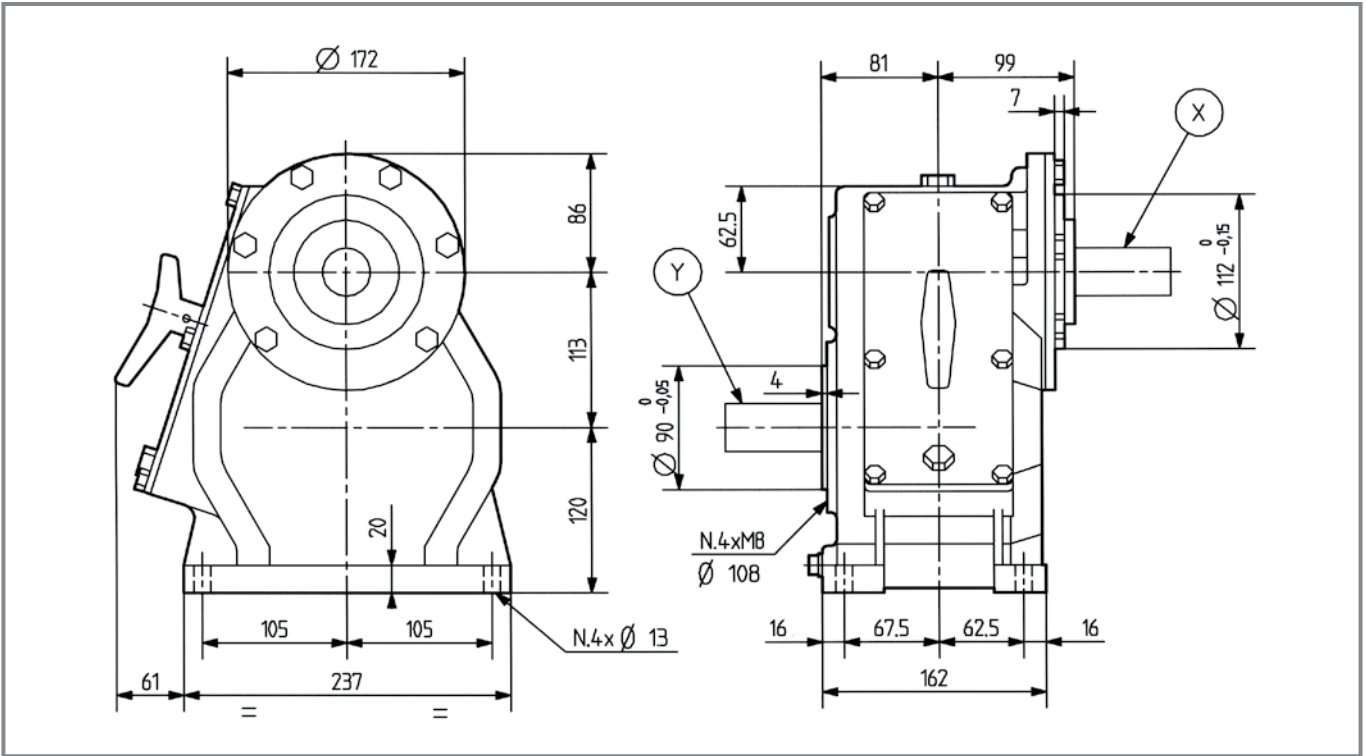


3.01

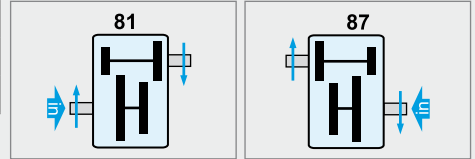


Code **721**

kg	[kg]	31	OIL	[l]	1.8
----	------	----	-----	-----	-----



i				std spec			Input	81-87	
	rpm	kW	HP	Nm	lb.in.				
M $\Rightarrow$	2.95 - 3.88	41.2	56.0	-	-	std	Y	81-87	
	3.61 - 4.53	40.5	55.0	-	-				
	3.88 - 4.93	39.0	53.0	-	-				



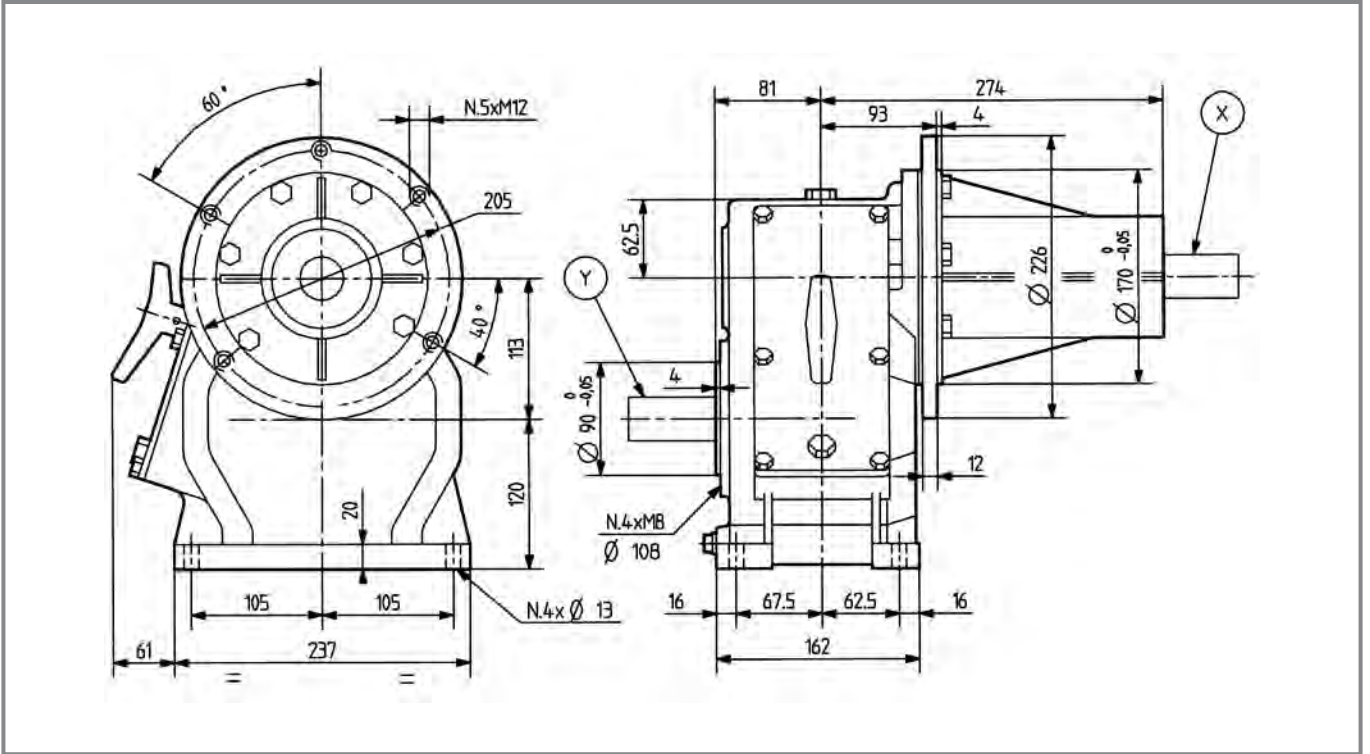
# D-21B



3.01

Code **721**

kg	[kg]	37	OIL	[l]	1.8
----	------	----	-----	-----	-----



i				std spec			Input	81-87	
	rpm	kW	HP	Nm	lb.in.				
M → +	2.95 - 3.88	41.2	56.0	-	-	std	Y	81-87	
	540	40.5	55.0	-	-				



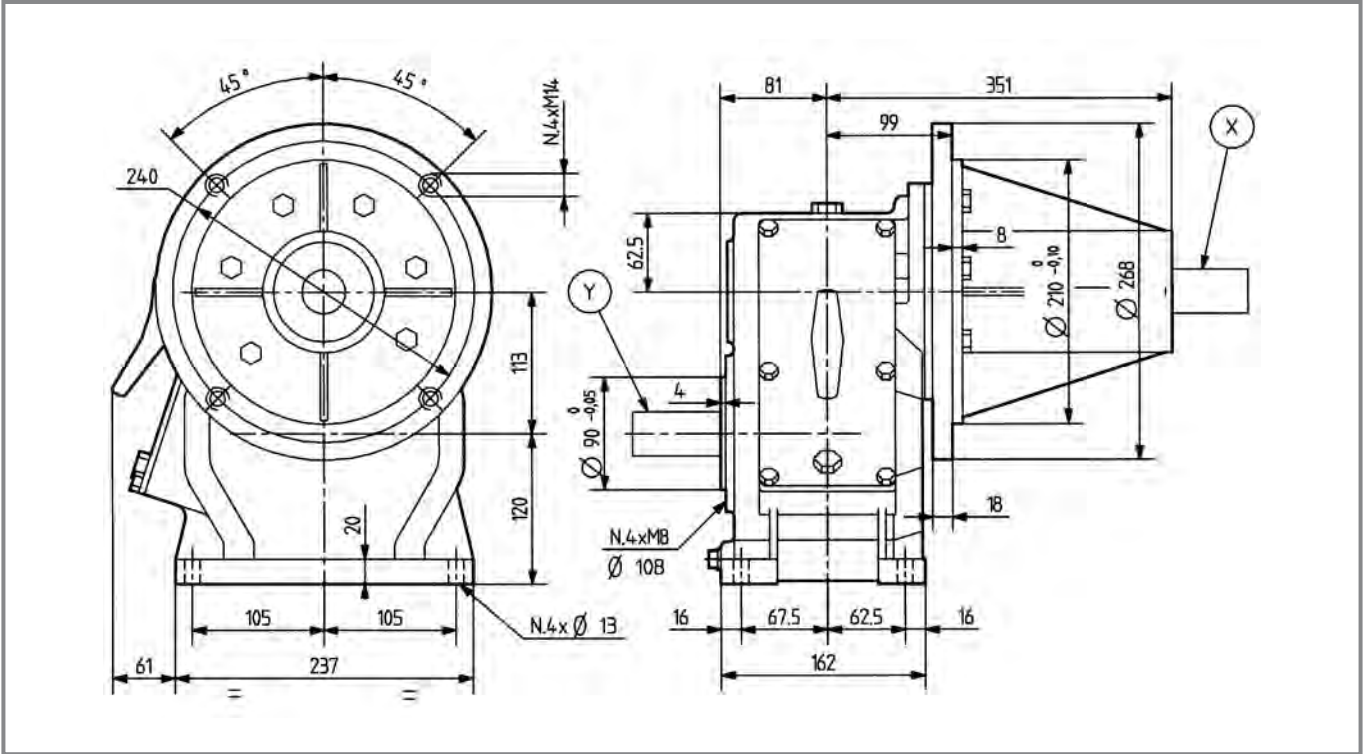
# D-21D



3.01

Code **721**

	[kg]	46.5		[l]	1.8
--	------	------	--	-----	-----



i						std spec		Input	81-87
	rpm	kW	HP	Nm	lb.in.				
M → +	2.95 - 3.88	540	41.2	56.0	-	-	std	Y	81-87

81

87

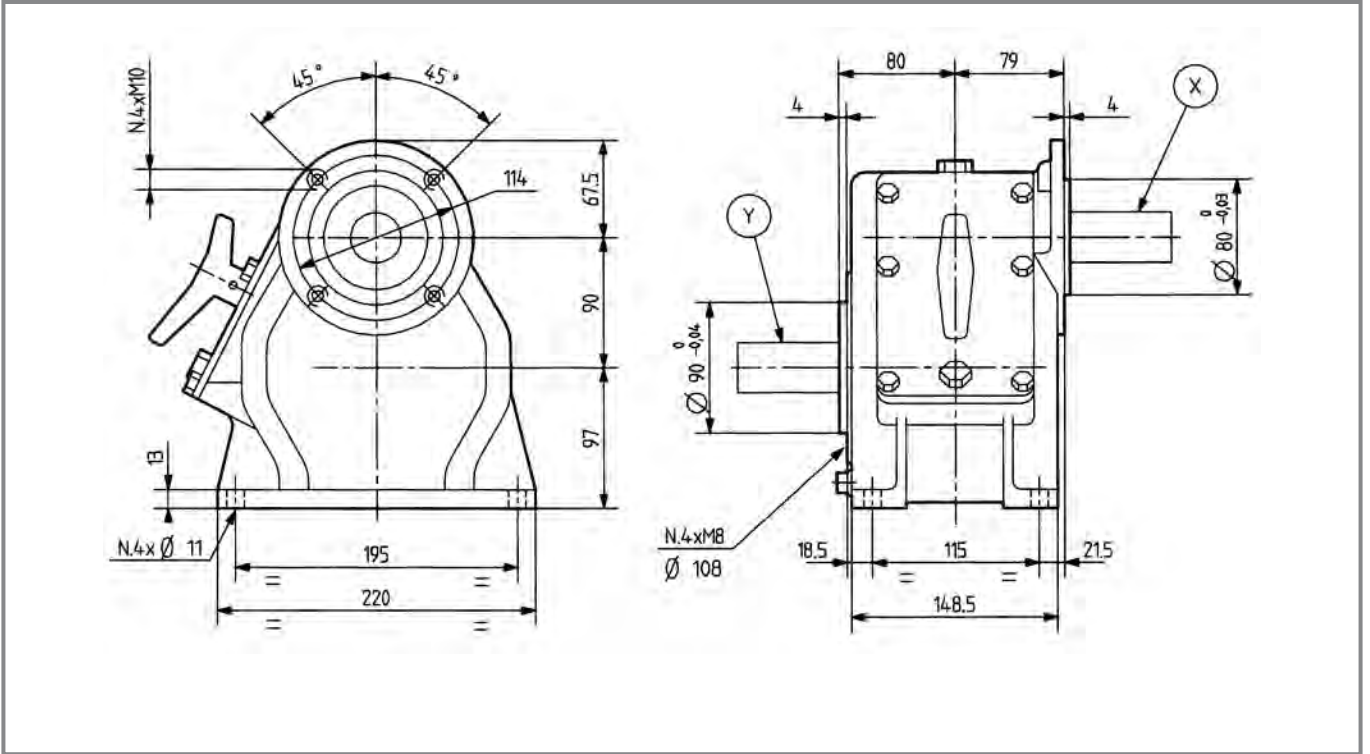
# D-27A



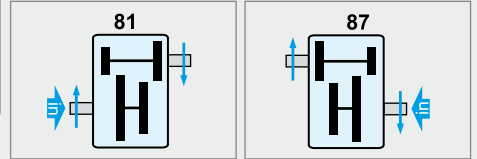
3.01

Code **727**

kg	[kg]	22.5	OIL	[l]	1.3
----	------	------	-----	-----	-----



i				std spec		Input	81-87		
	rpm	kW	HP	Nm	lb.in.				
M → +	3.69 - 4.36	540	22.1	30.0	-	-	std	Y	
	3.69 - 4.40				-	-			
	3.69 - 4.80				-	-			



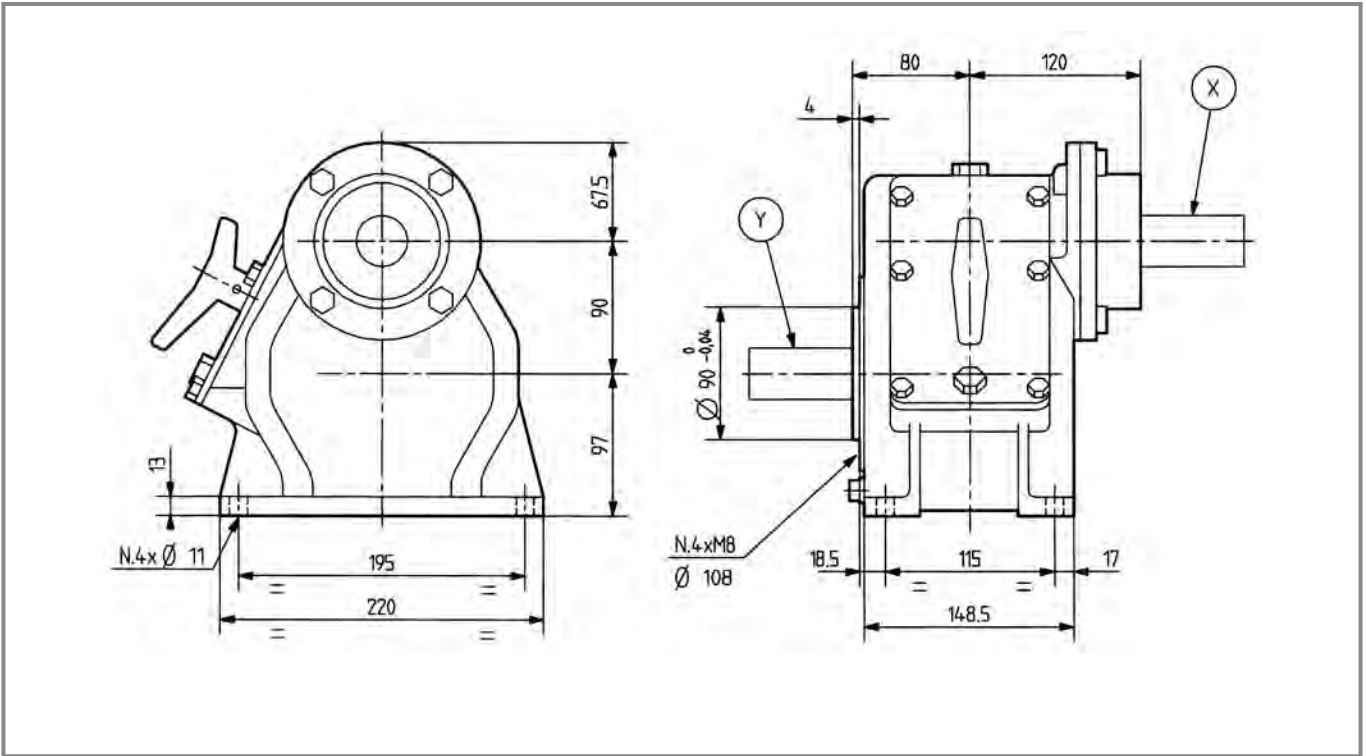
# D-27B



3.01

Code **727**

kg	[kg]	25	OIL	[l]	1.3
----	------	----	-----	-----	-----



i				std spec			Input	81-87			
	rpm	kW	HP	Nm	lb.in.						
M ⇒	3.69 - 4.36	540	22.1	30.0	-	-	std	Y	81-87		
	3.69 - 4.80				-	-					
	4.00 - 5.25				-	-					

# D-732A



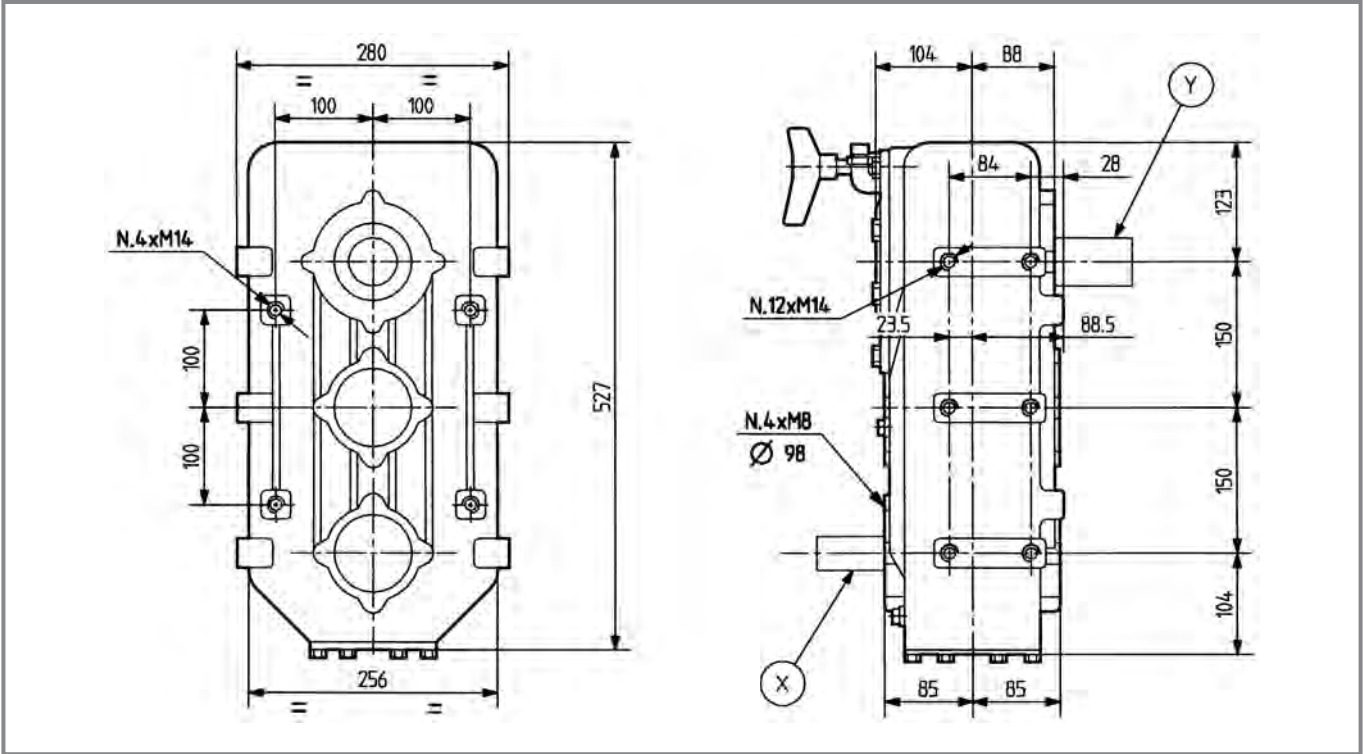
4.06



[kg] 62



[l] 5.6



i				std spec			Input
	rpm	kW HP	Nm lb.in.				
	1.00 - 1.23			-	-		-
	1.00 - 1.41			-	-		-
M →	1.00 - 1.52	540	59.0 80.0	-	-	std	Y
	1.00 - 1.88			-	-		-
	1.00 - 1.93			-	-		-

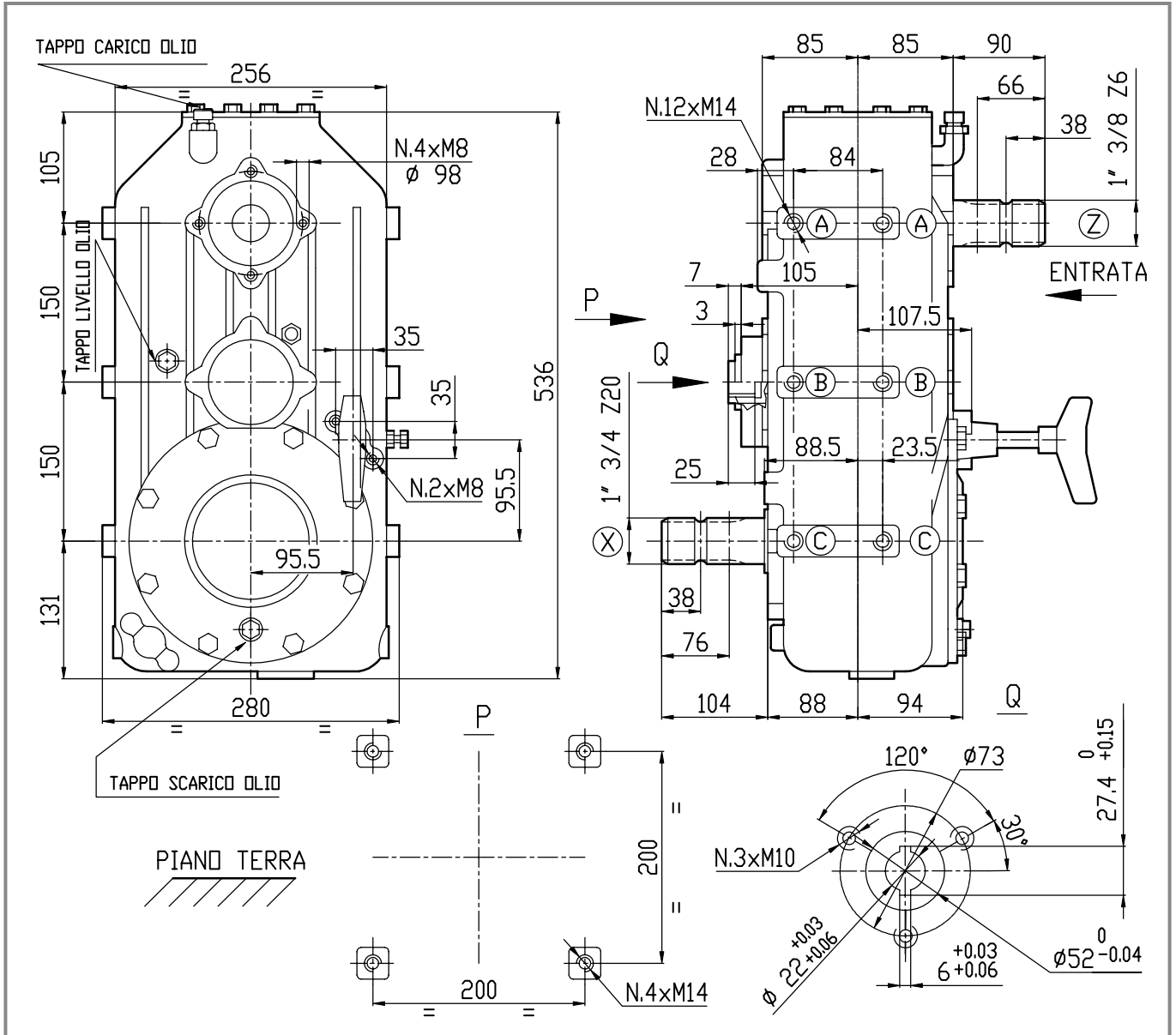
# DP-732A



4.06

	[kg]	62		[l]	5.6
--	------	----	--	-----	-----

Disponibile con attuatore elettrico 2 e 3 posizioni.  
Available with electric actuator 2 and 3 positions.



i				std spec			Input	231
	rpm	kW	HP	Nm	lb.in.	Y		
1.00 - 1.23				-	-			
1.00 - 1.41				-	-			
1.00 - 1.52	540	59.0	80.0	-	-	std	Y	231
1.00 - 1.88				-	-			
1.00 - 1.93				-	-			

# DV-733F



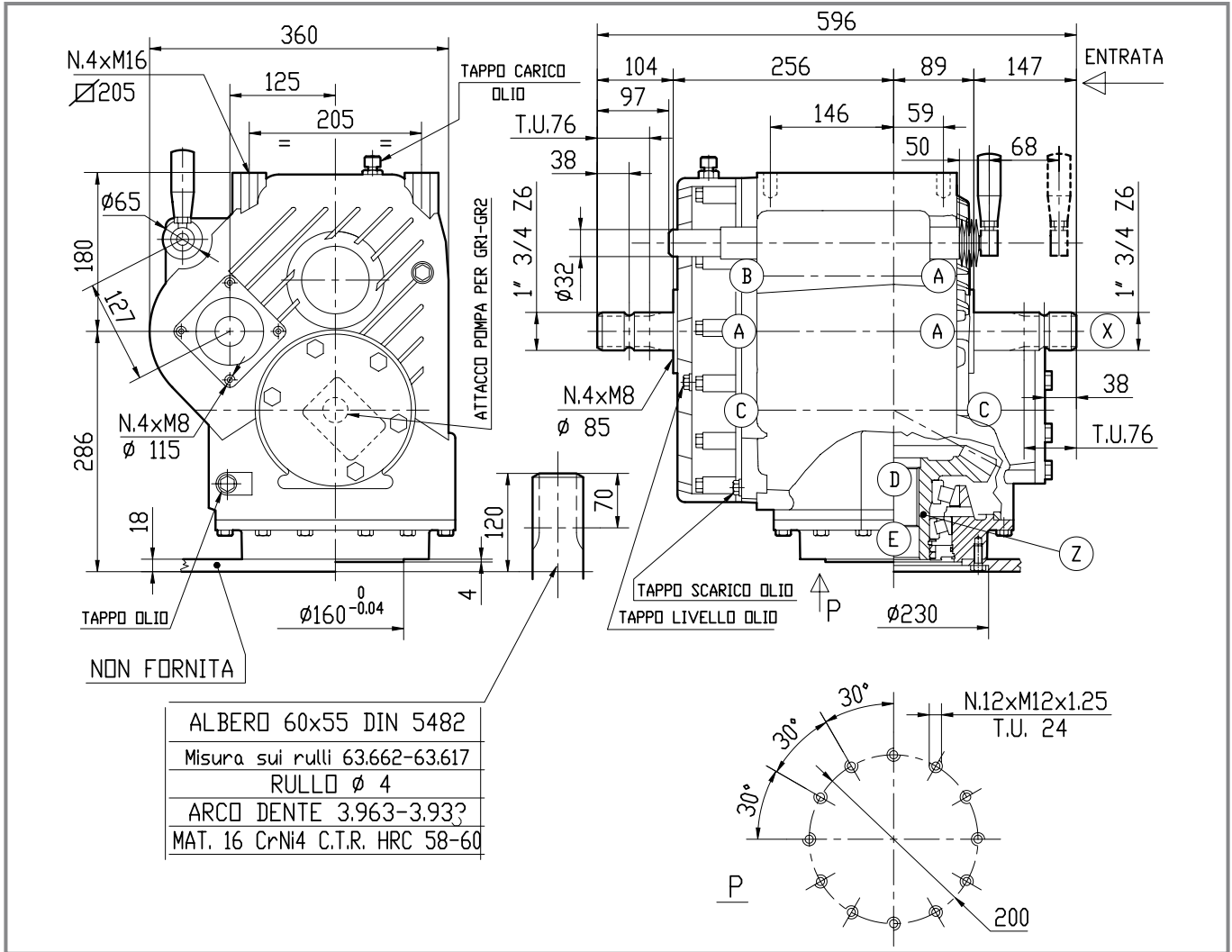
2.02



2.01

Vers. DZ-733F

	[kg]	-		[l]	-
--	------	---	--	-----	---

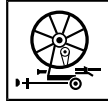


ALBERO 60x55 DIN 5482
Misura sui rulli 63.662-63.617
RULLO $\varnothing 4$
ARCO DENTE 3.963-3.933
MAT. 16 CrNi4 C.T.R. HRC 58-60

i				std spec			Input	228
	rpm	kW	HP	Nm	lb.in.	X		
R $\rightarrow$ $\rightarrow$	3.14	1000	132.5	180		std	X	228
	3.64							

NOTA: Disponibili rapporti di riduzione compresi tra 1.82 e 4.06.  
NOTE: Available ratios from 1.82 to 4.06.

# D-741A



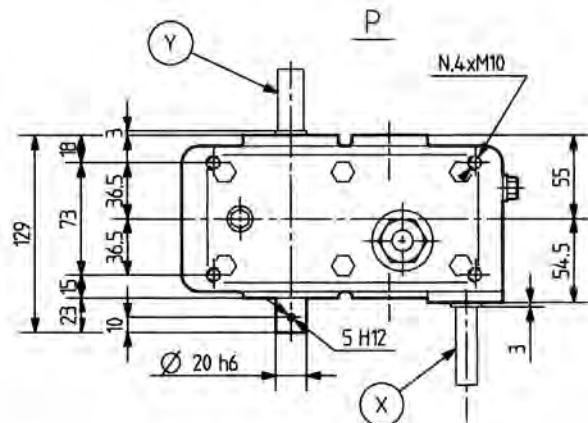
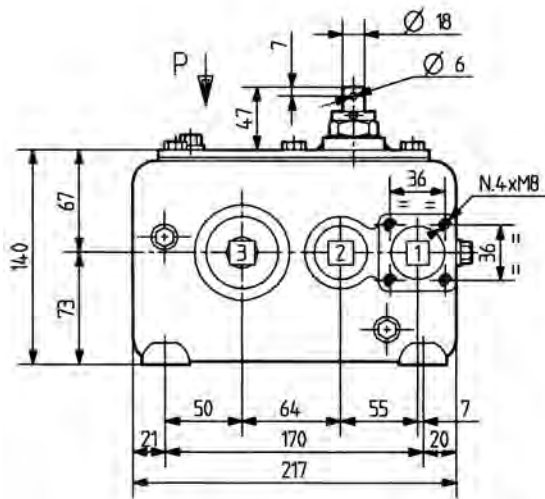
3.04



[kg] 9.4

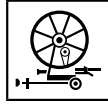


[l] 0.9



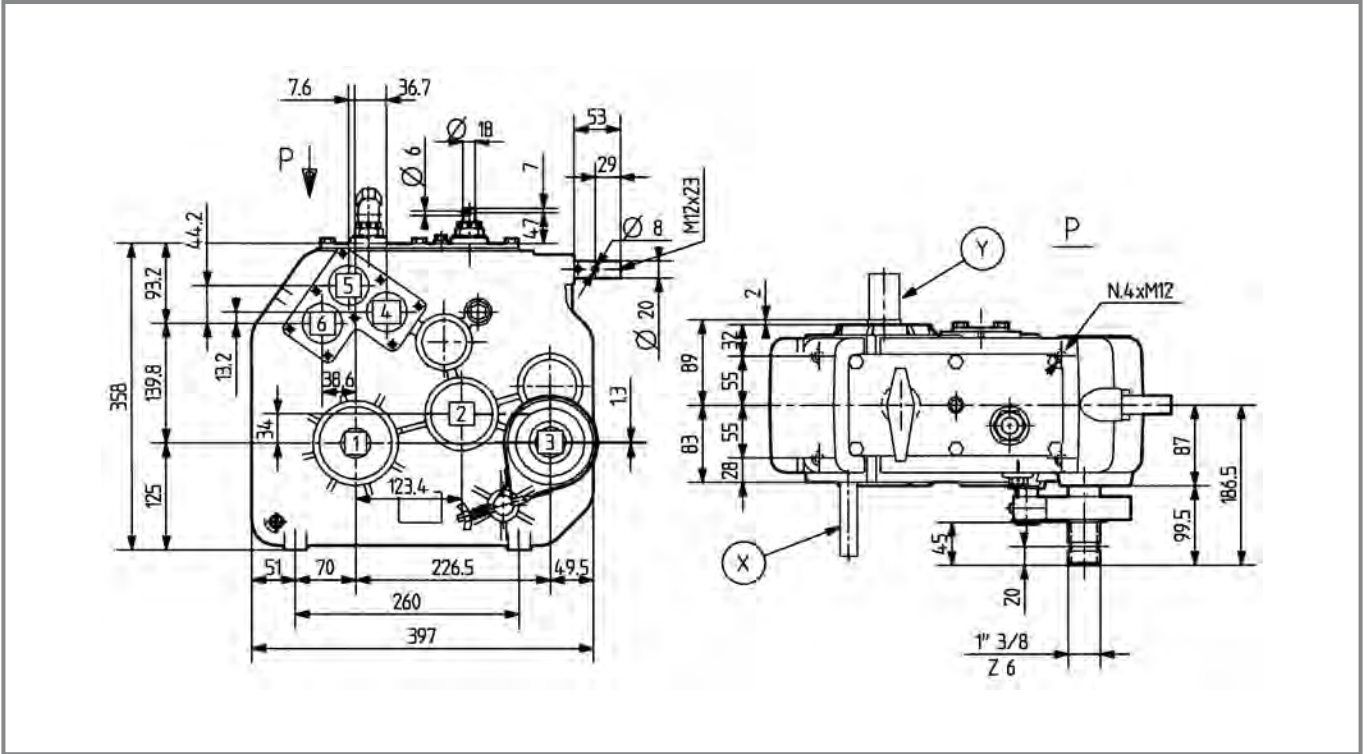
	i				std spec		
	rpm	kW	HP	Nm	lb.in.	Input	
R	160	-	-	50	463	std	X

# D-742



3.04

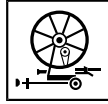
	[kg]	53		[l]	11
--	------	----	--	-----	----



R	i			P.T.O.	std spec		Input		K	J
		Nm	lb.in.							
+	I	756	2000	18522	10.7	std	X		K	
	II	348								
	III	241								
	IV	116								
	I	250	2000	18522	10.7	std	X		J	
	II	115								

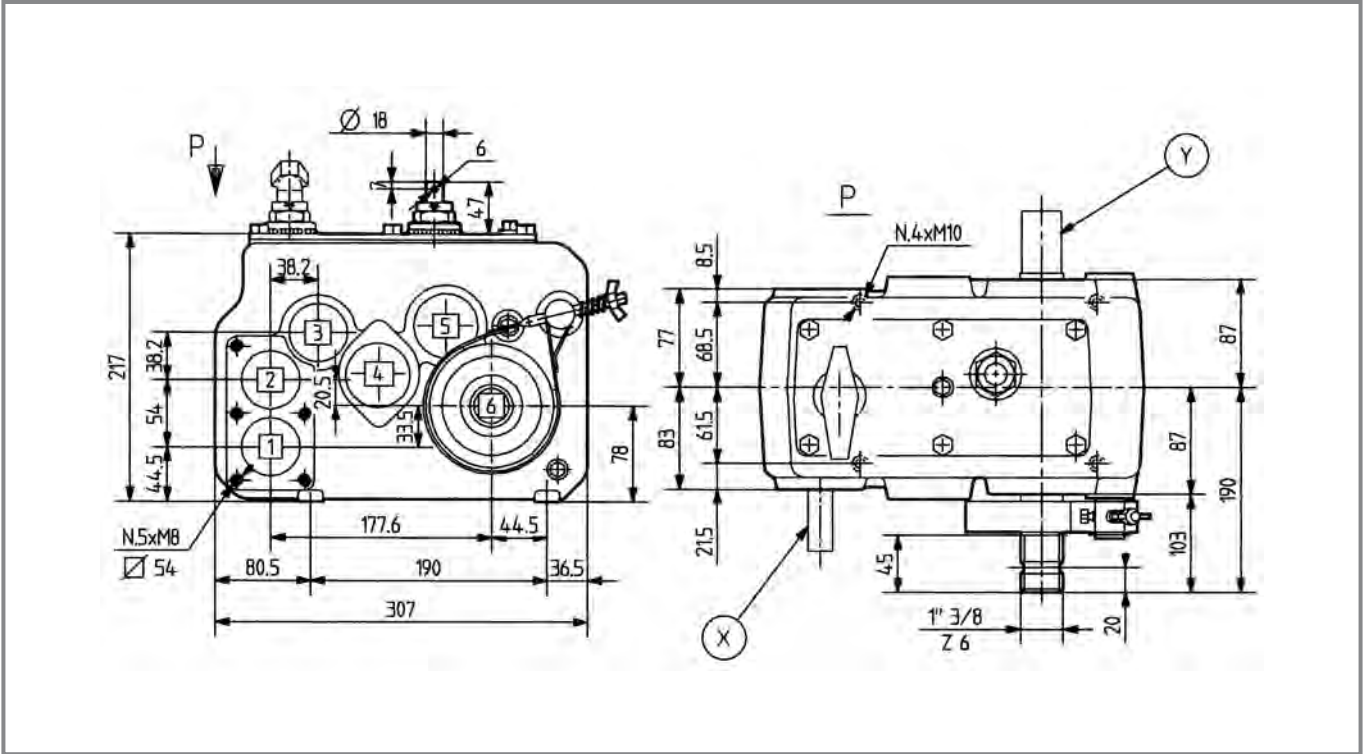


# D-743

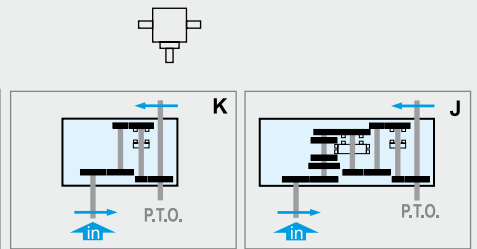


3.04

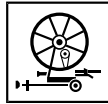
	[kg]	28.5		[l]	4.3
--	------	------	--	-----	-----



R	i			P.T.O.	std spec			
		Nm	lb.in.				J	K
	I	631						
	II	291				X	J	
	III	201	250	2315	—	std	X	J
	IV	97						
	I	263	250	2315	—	std	X	K



# D-744



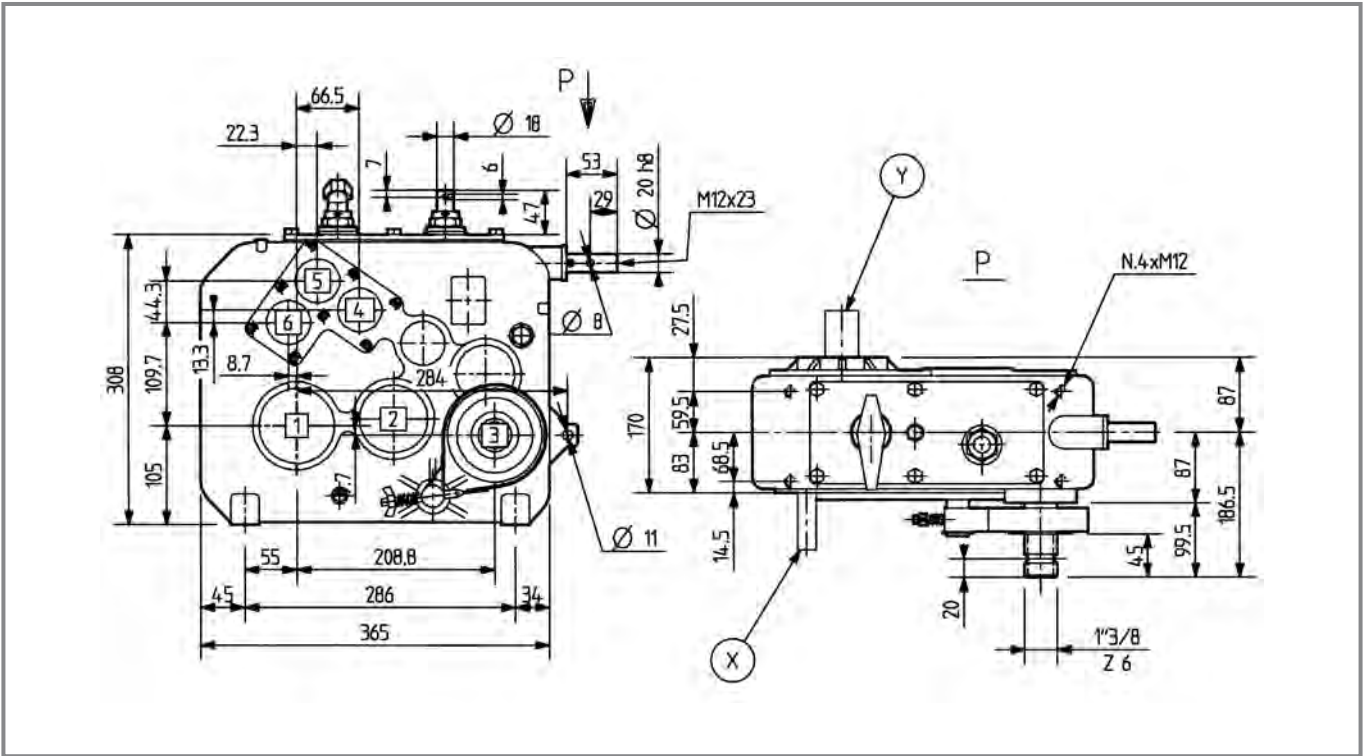
3.04



[kg] 46



[l] 7.0



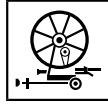
i			P.T.O.	std spec			
	Nm	lb.in.					
I	781	1100	10186	11.09	std	X	W
II	360						
III	249						
IV	120						
I	781	1100	10186	5.166	std	X	K
II	360						
III	249						
IV	120						
I	260	1100	10186	11.09	std	X	J
II	119						

K

J

W

# D-745



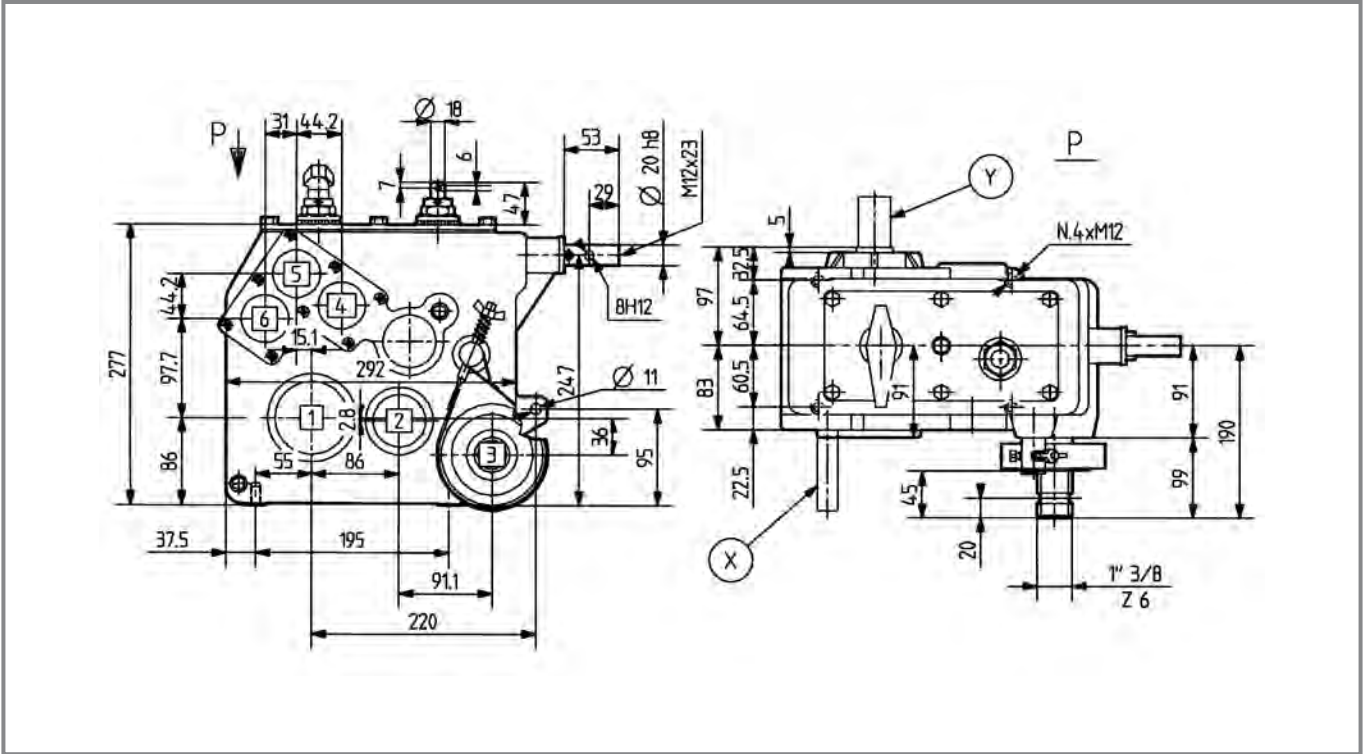
3.04




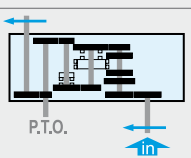
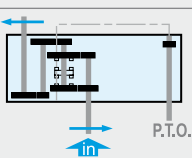
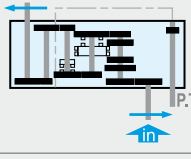





[kg] 37



[l] 5.7




i	 Nm    lb.in.		P.T.O.	std spec	 Input			
	W	K				J		
I	766	600	11	std	X	W		
II	353							
III	244							
IV	118							
I	766	600	4.6	std	X	K		
II	353							
III	244							
IV	118							
I	254	600	11	std	X	J		
II	117							

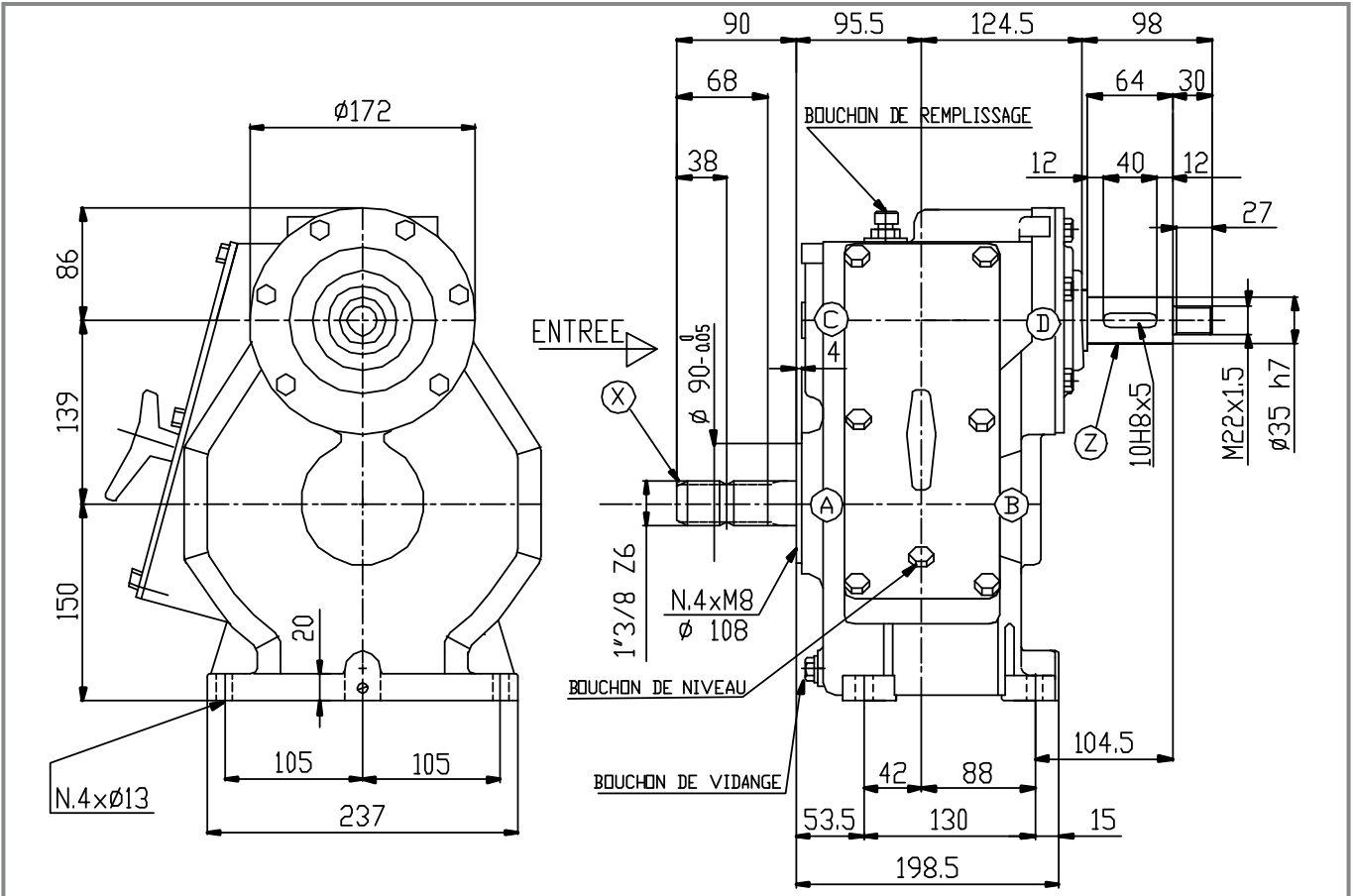
# D-761



3.01

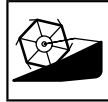


	[kg]	44		[l]	-
--	------	----	--	-----	---



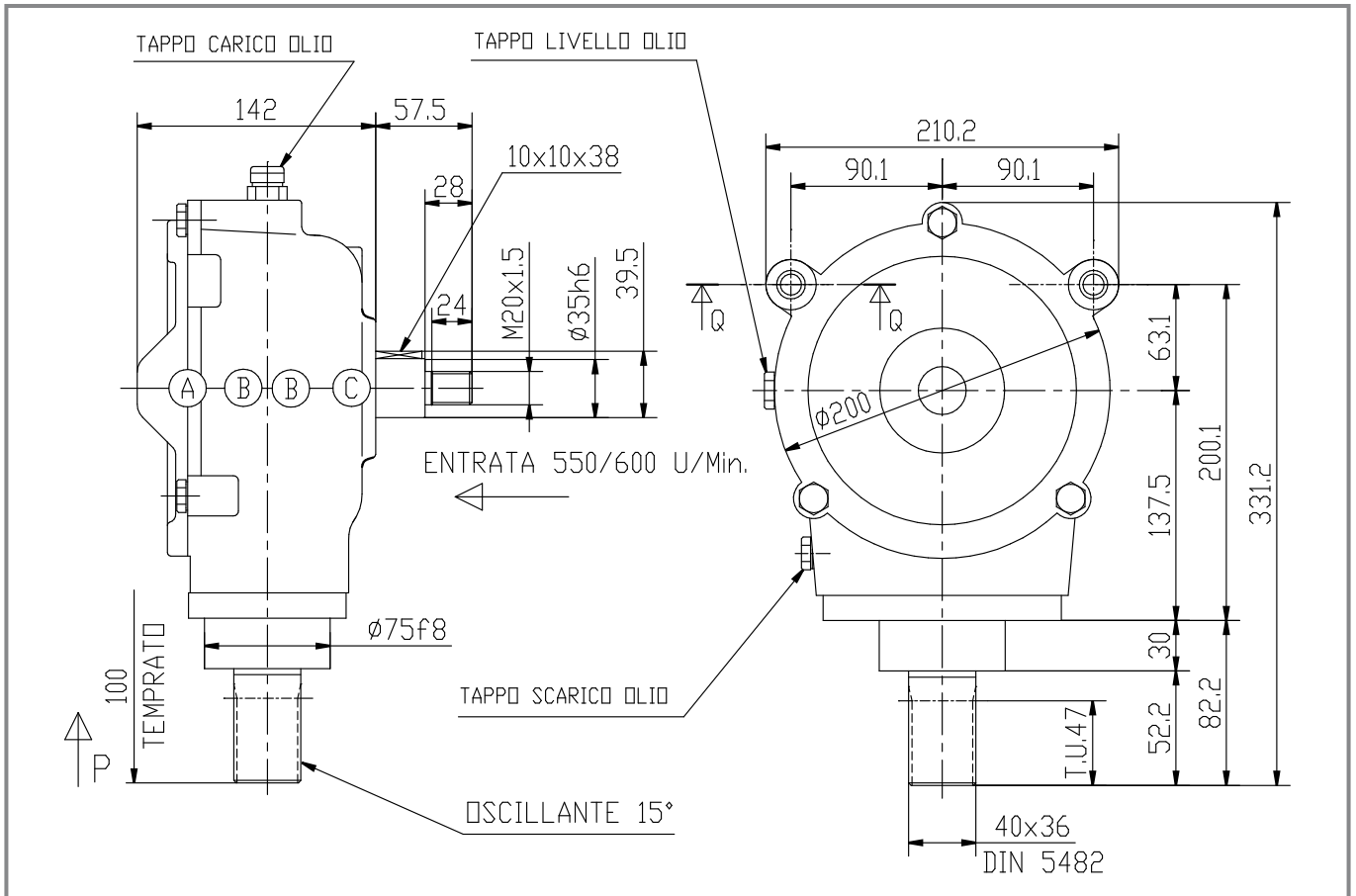
i						std spec	Input	81	87	
	rpm	kW	HP	Nm	lb.in.					
M → →	6.85	47.8	65.0	-	-			81-87		
	7.50									

# OS-784



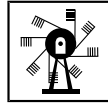
4.08

	[kg]	21		[l]	-
--	------	----	--	-----	---




i						std spec		
	rpm	kW	HP	Nm	lb.in.		Input	
-	550÷600	-	-	-	-	-	-	-

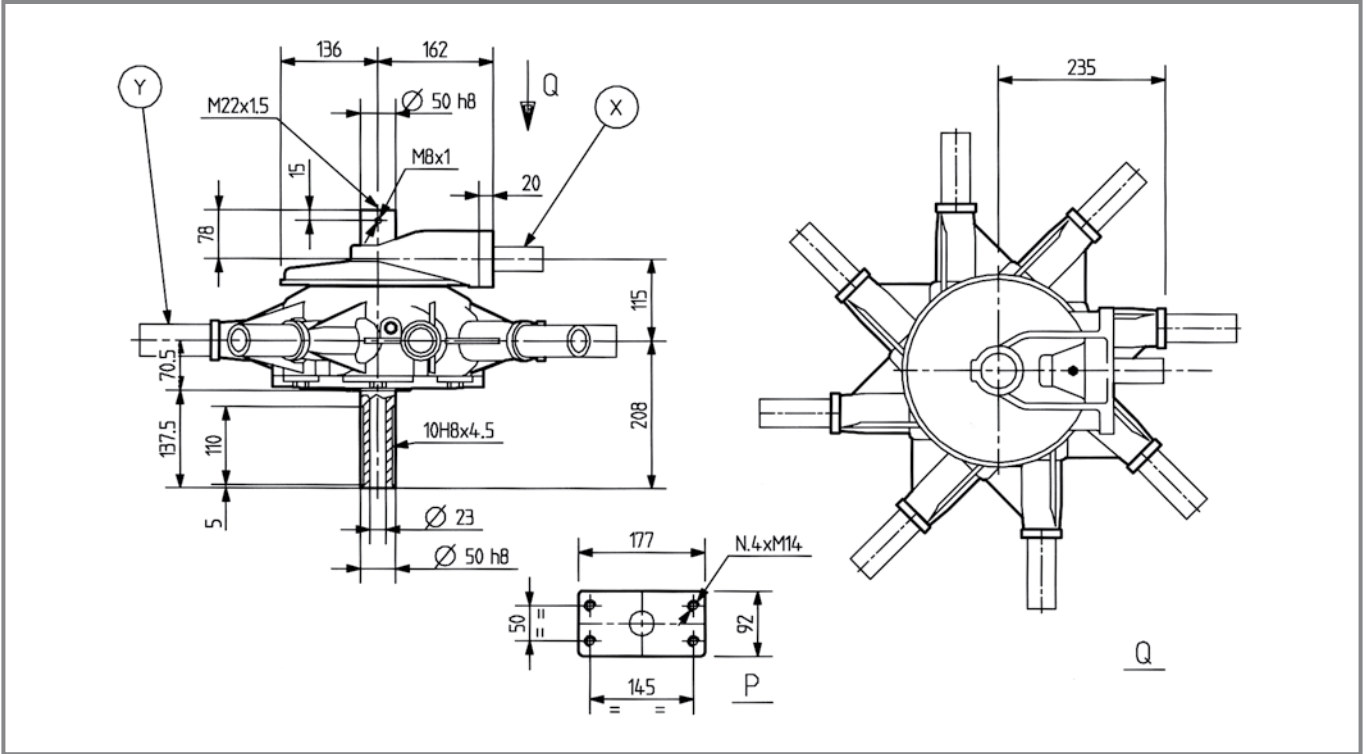
# K-789A



4.02

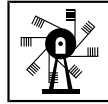


kg	[kg]	67	OIL	[l]	2.8
----	------	----	-----	-----	-----




R	i				std spec	Input	201	
		rpm	kW	HP				Nm
	6.80	-	-	19	1759	std	X	201
	7.20	540	-	-	-	-	-	

# K-791A

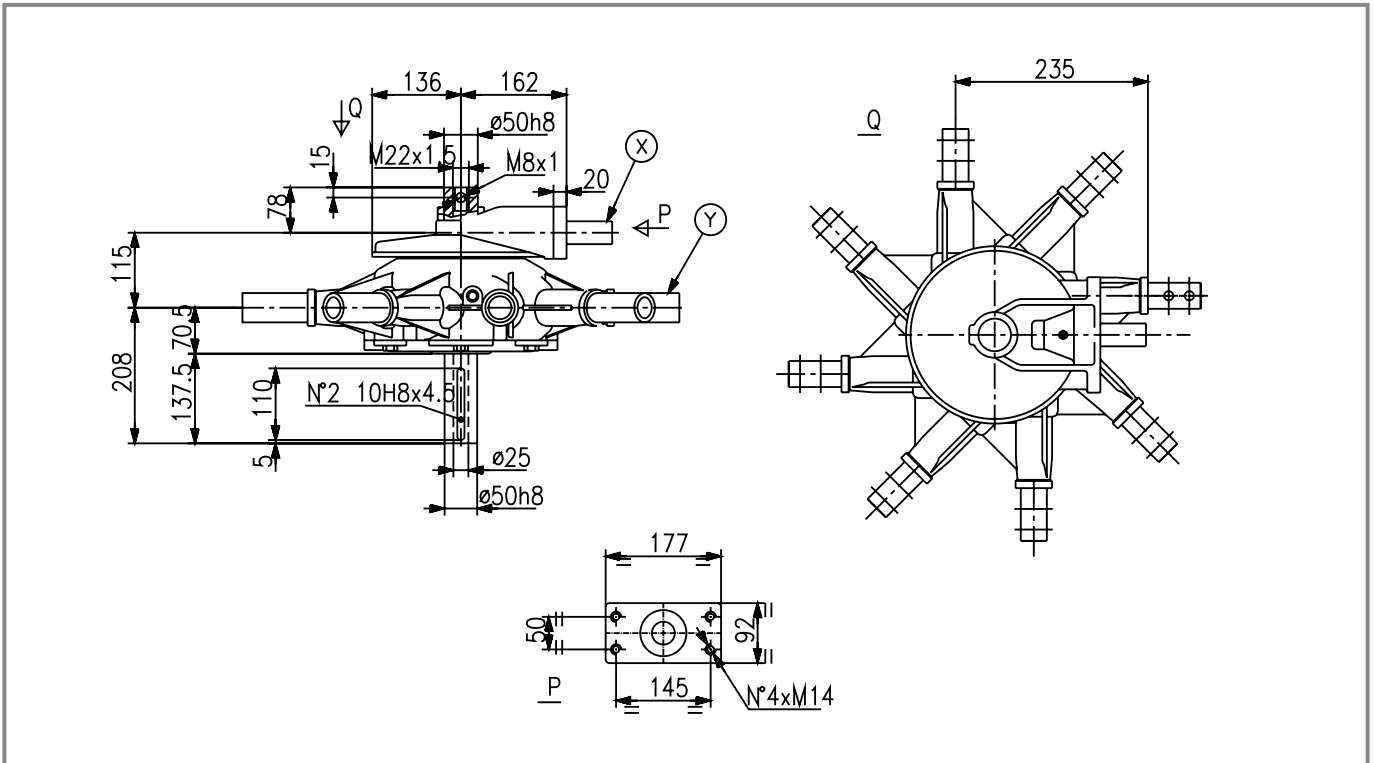


4.02



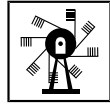
Disponibile versione Dx e Sx.  
Available Lh and Rh version.

	[kg]	75		[l]	3.1
--	------	----	--	-----	-----




R	i		rpm		kW	HP		std spec	Input	201
	6.80		540	-	-	19	1759	std	X	201
	7.20			-	-					

# K-792A

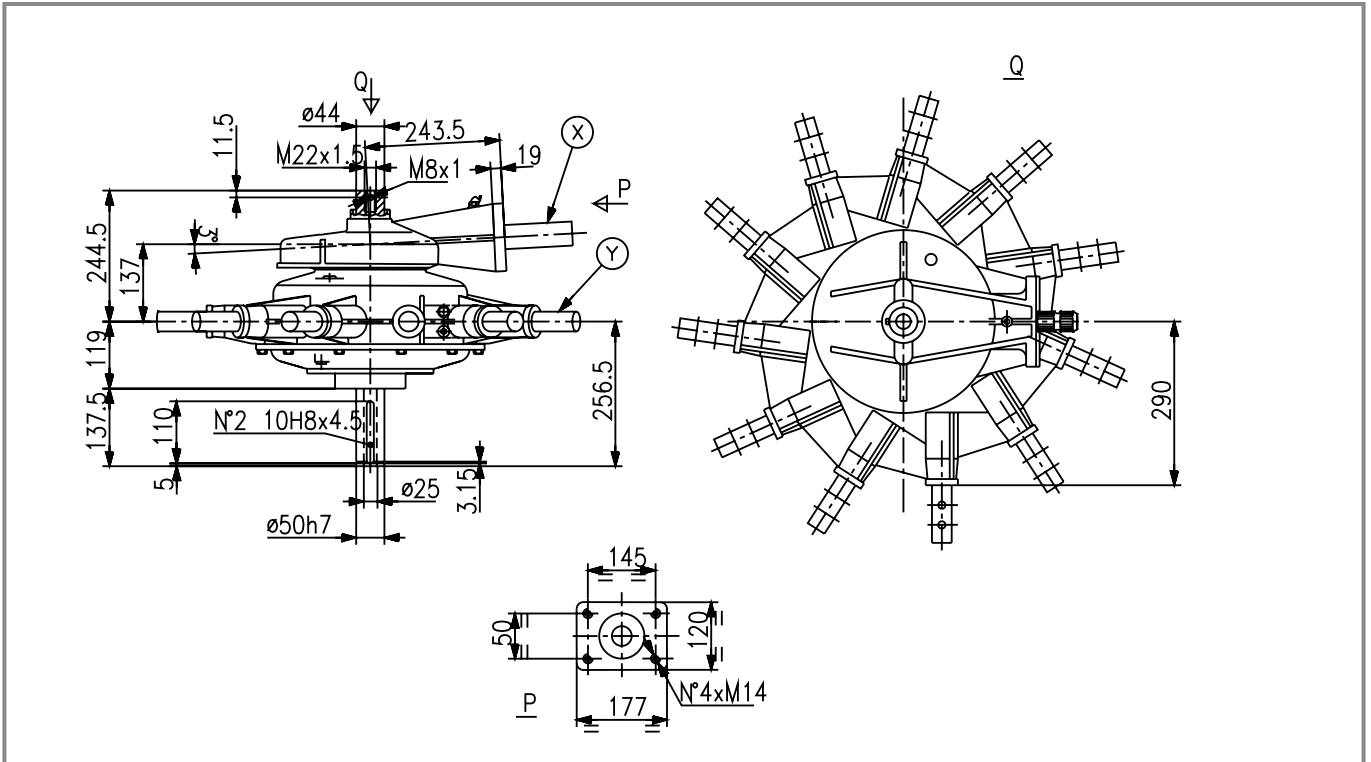


4.02



Disponibile versione Dx e Sx.  
Available Lh and Rh version.

	[kg]	100		[l]	5.7
--	------	-----	--	-----	-----

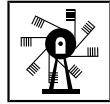


i		rpm					std spec		Input
			kW	HP	daNm	lb.in.			
R	7.20	540	-	-	21	1935	std	X	 201 Versioni DX e SX Versions left and right
	8.10		-	-					
	9.70		-	-					






# K-795A

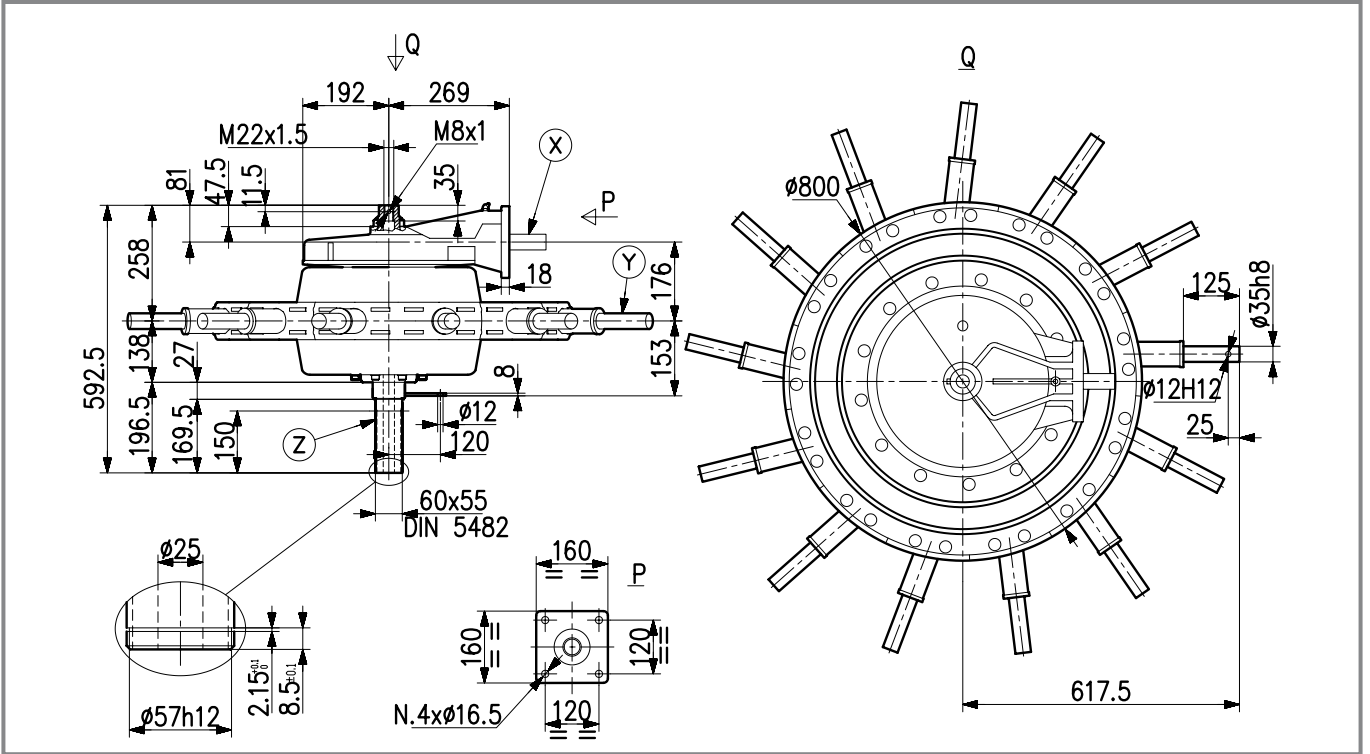


4.02



Disponibile versione Dx e Sx.  
Available Lh and Rh version.

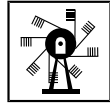
	[kg]	188		[l]	-
--	------	-----	--	-----	---



	i						std spec		
		rpm	kW	HP	daNm	lb.in.		Input	
<b>R</b>	<b>9.7</b>	540	-	-	21	1935	std	X	<div style="border: 1px solid black; padding: 5px; text-align: center;"> <p><b>201</b></p> <p>Versioni DX e SX Versions left and right</p> </div>

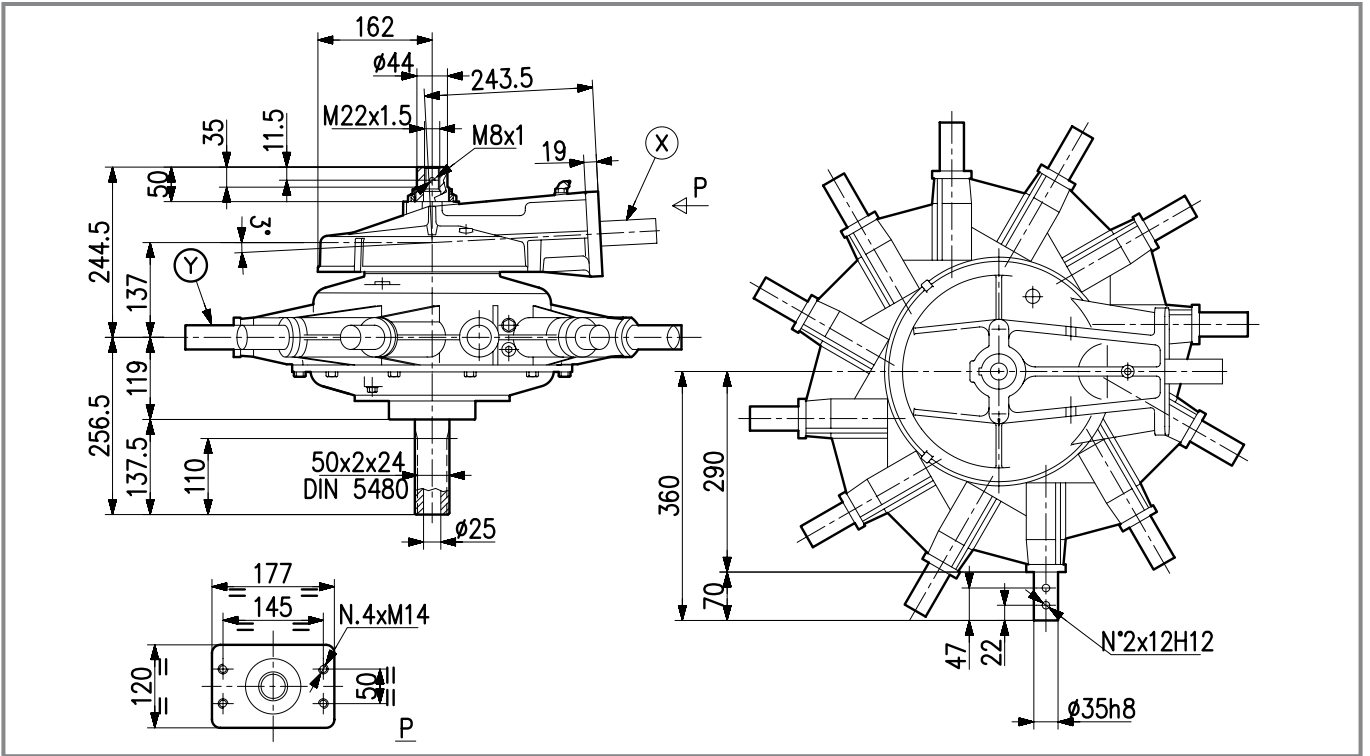
NOTA: Codice K-796 versione 14 bracci.  
NOTE: Code K-796 version 14 rakes.

# K-799A



4.02

	[kg]	130		[l]	-
--	------	-----	--	-----	---



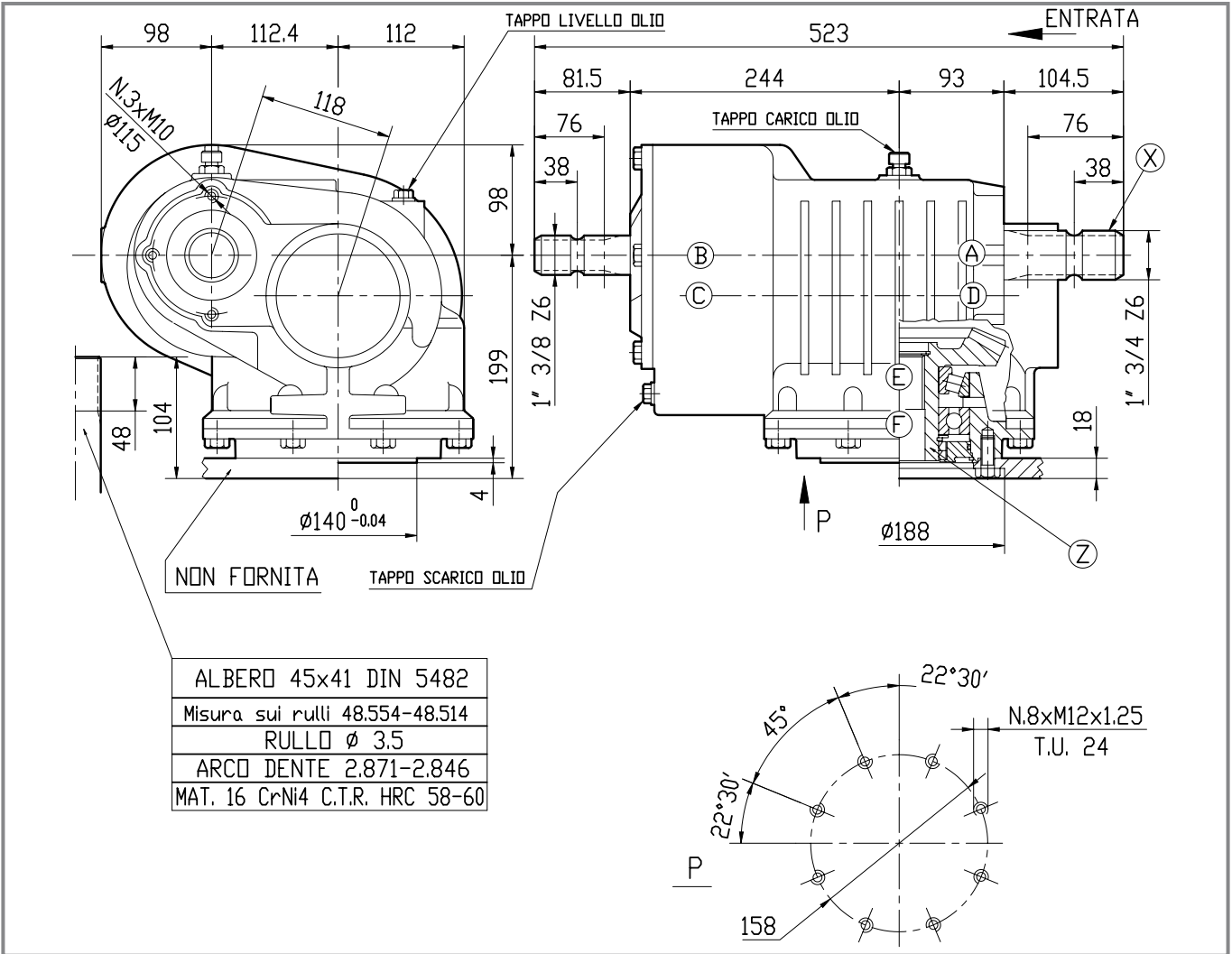
R	i		rpm		kW	HP		daNm	lb.in.	std spec	Input		201	Versioni DX e SX Versions left and right	
	8.10		540	-	-	21	1935	std	X						
	9.70			-	-	-	-								

# MV-814F

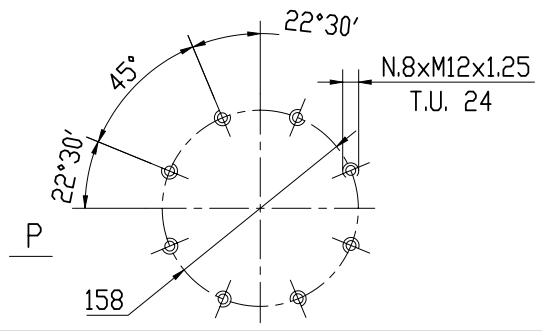


2.02

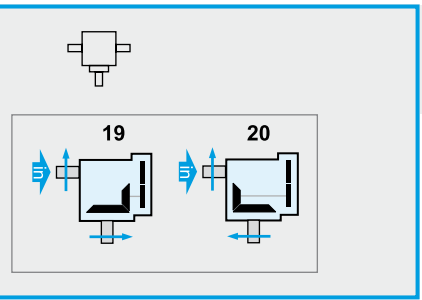
	[kg]	66		[l]	-
--	------	----	--	-----	---



ALBERO 45x41 DIN 5482
Misura sui rulli 48.554-48.514
RULLO $\phi$ 3.5
ARCO DENTE 2.871-2.846
MAT. 16 CrNi4 C.T.R. HRC 58-60



i				std spec			Input
	rpm	kW HP	Nm lb.in.				
R $\rightarrow$ $\rightarrow$	1.62	540	51.5 70.0			std	X
	2.65						




NOTA: Disponibili rapporti di riduzione compresi tra 1.21 e 4.49.  
NOTE: Available ratios from 1.21 to 4.49.

# MV-817F



2.02



2.01

Vers. MZ-817F



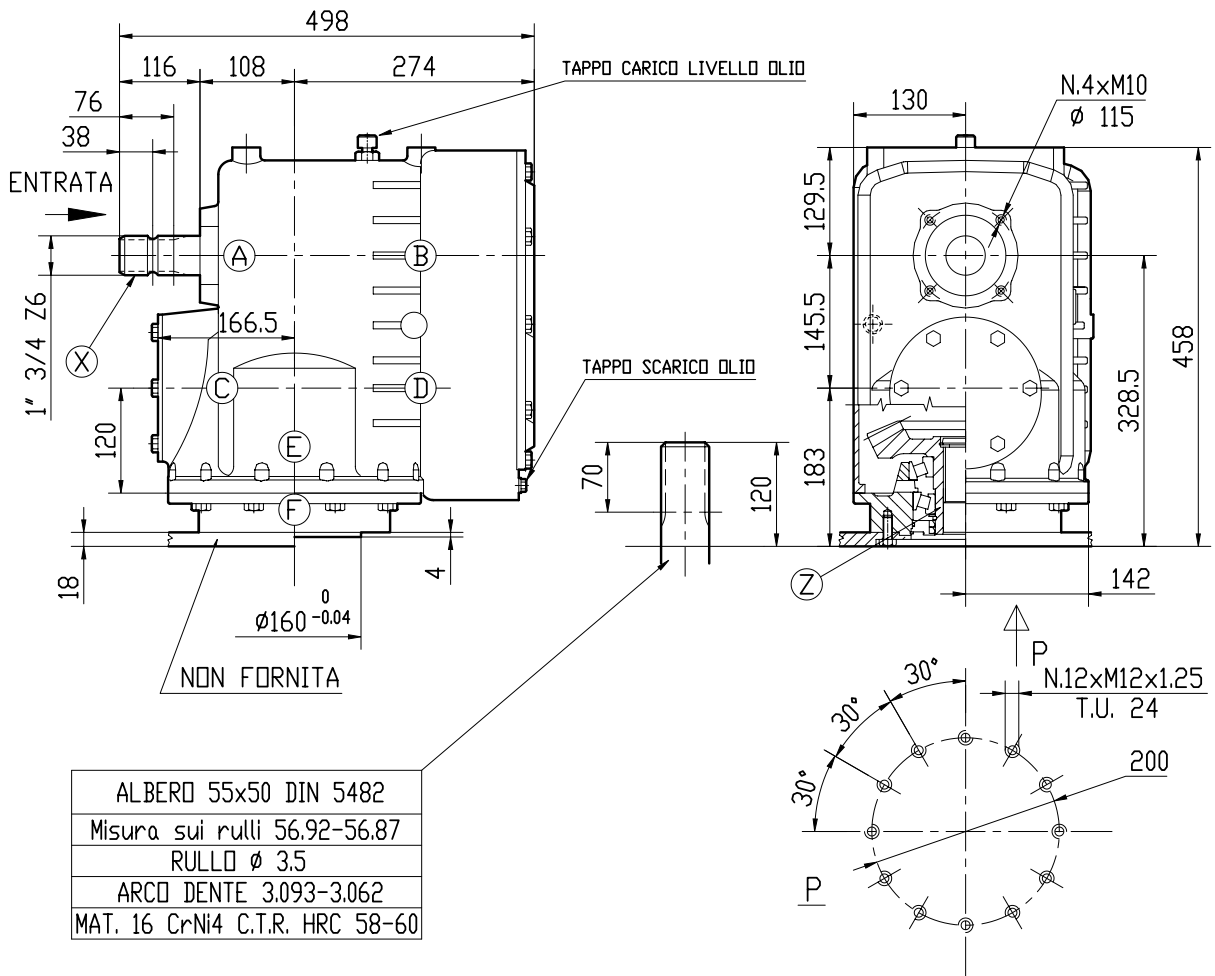
[kg]

100



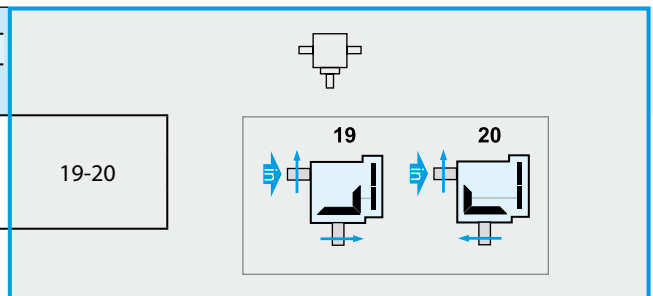
[l]

-

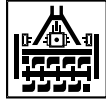


i				std spec			Input
	rpm	kW HP	Nm lb.in.				
R $\rightarrow$	1.67	540	70.0 95.0			std	X
	2.57						
	2.97	1000	77.0 105				

NOTA: Disponibili rapporti di riduzione compresi tra 1.24 e 5.28.  
NOTE: Available ratios 1.24 to 5.28.

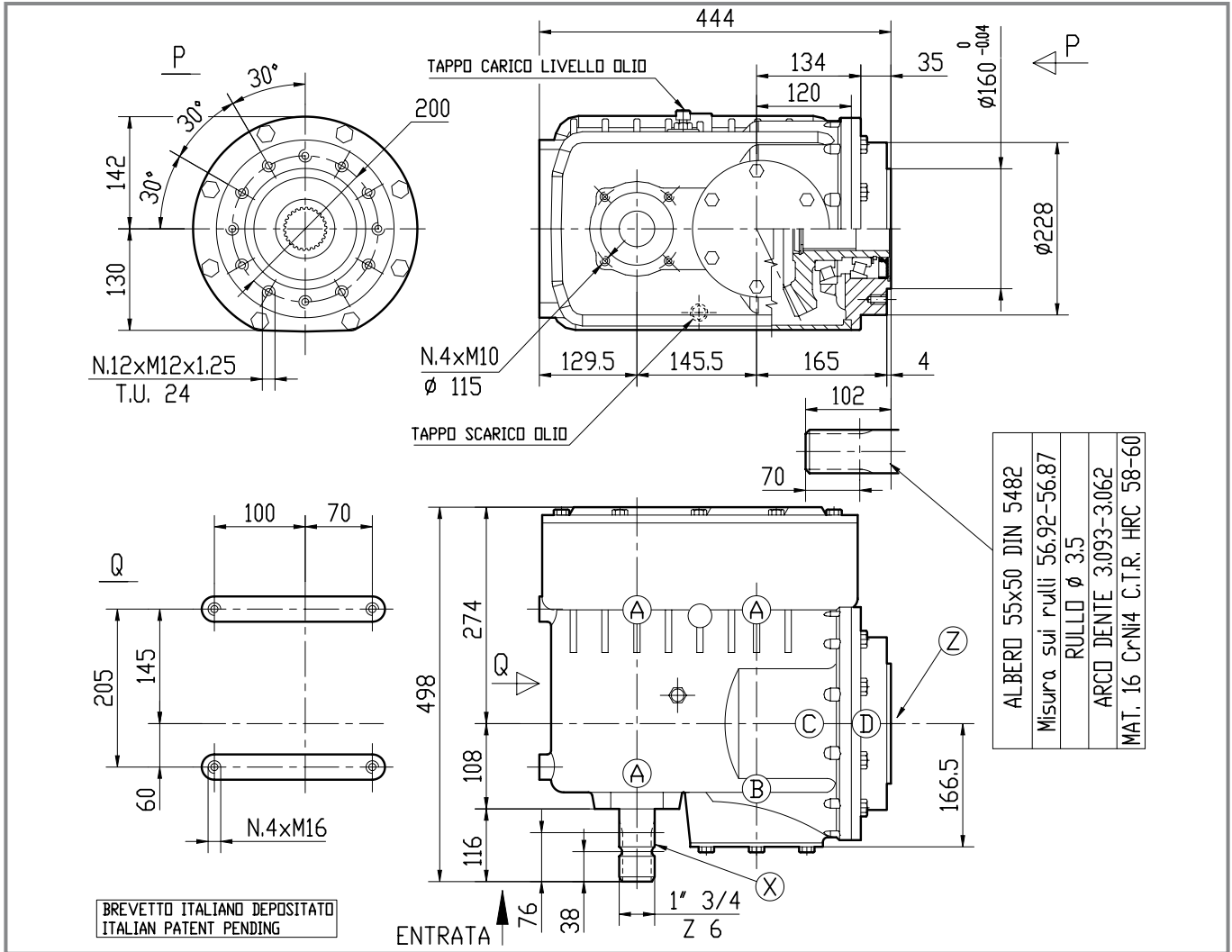


# MZ-817F



2.01

	[kg]	100		[l]	-
--	------	-----	--	-----	---



i						std spec		38
	rpm	kW	HP	Nm	lb.in.		Input	
R $\rightarrow$	1.66	80.9	110			std	X	38
	1.92							
	2.97	80.9	110			std	X	38
	3.20							

NOTA: Disponibili rapporti di riduzione compresi tra 1.24 e 5.28.

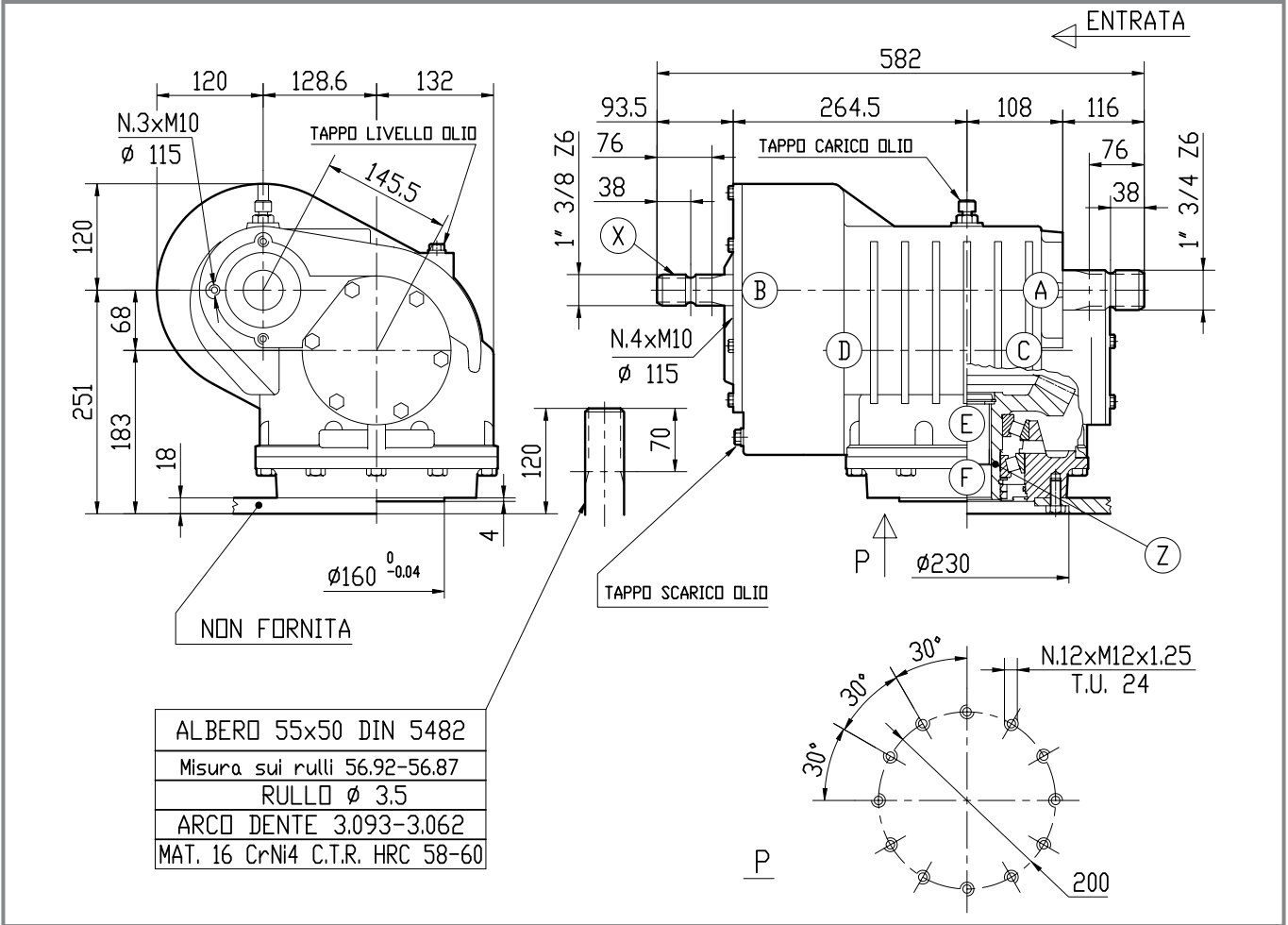
NOTE: Available ratios 1.24 to 5.28.

# MV-819F

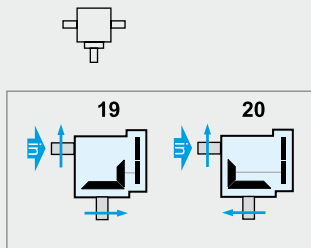


2.02

	[kg]	94		[l]
--	------	----	--	-----



i						std spec	
	rpm	kW	HP	Nm	lb.in.		Input
R →	1.67	540	70.0	95.0			
	2.57					std	X
	2.97	1000	77.0	105			



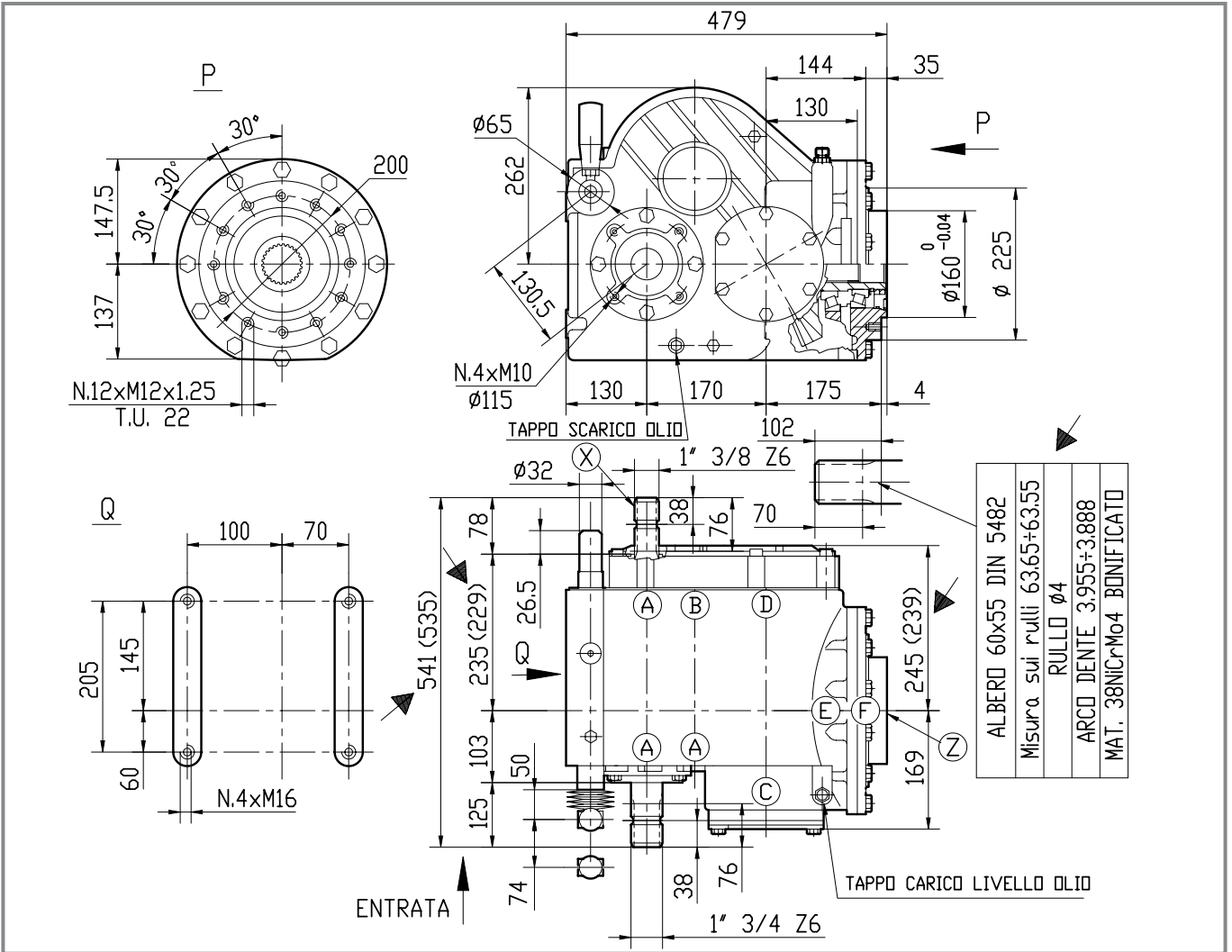
NOTA: Disponibili rapporti di riduzione compresi tra 1.24 e 5.28.  
 NOTE: Available ratios 1.24 to 5.28.

# DZ-821F



2.01

	[kg]	148		[l]	-
--	------	-----	--	-----	---



i						std spec		Input
	rpm	kW	HP	Nm	lb.in.			
R →	2.44	1000	95.6	130		std	X	228
	2.98							
	3.67							

NOTA: Disponibili rapporti di riduzione compresi tra 1.25 e 5.9.  
NOTE: Available ratios 1.25 to 5.91.

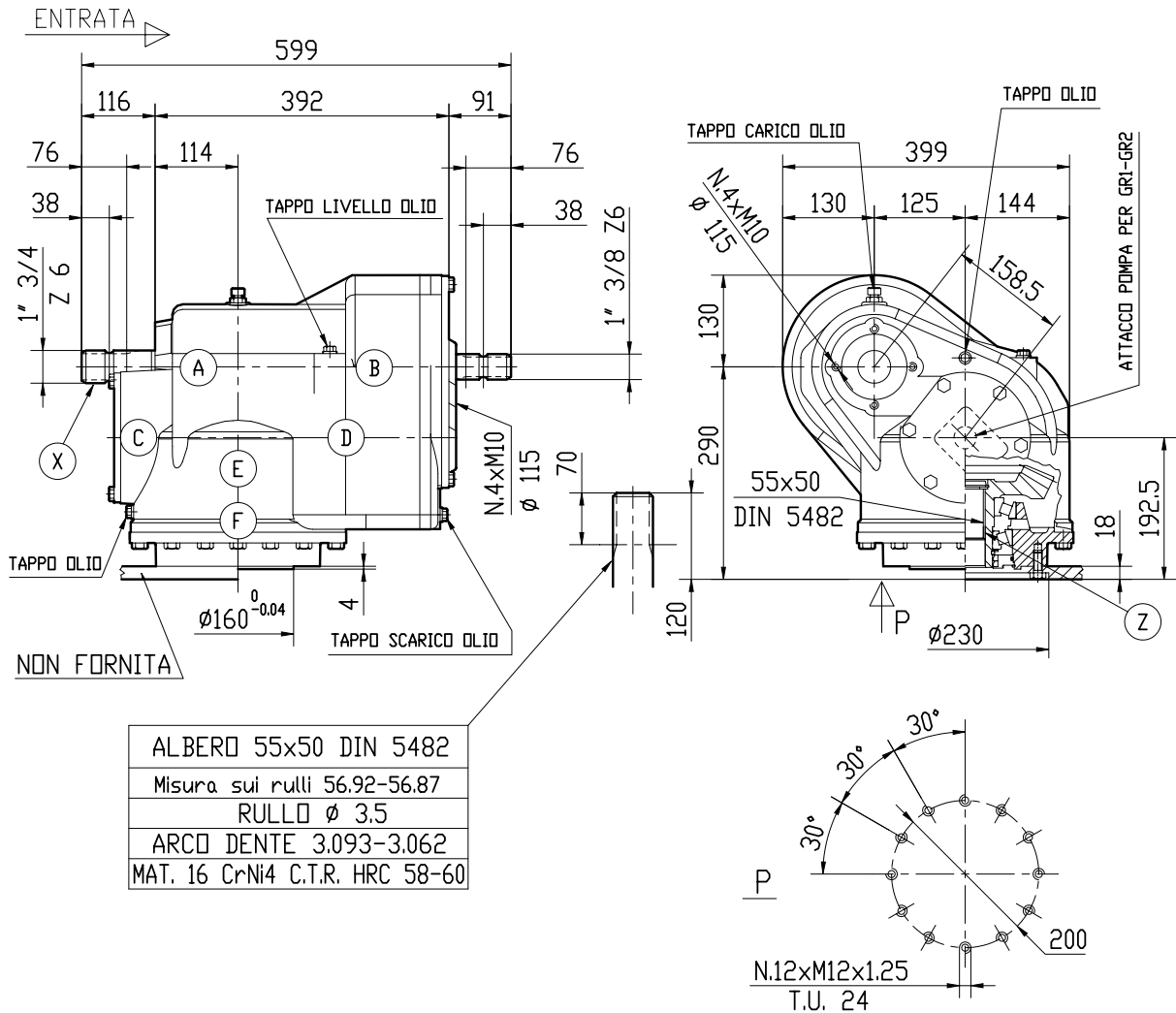


# MV-824F

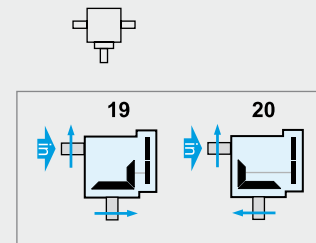


2.02

	[kg]	110		[l]	-
--	------	-----	--	-----	---



i				std spec		Input
	rpm	kW	HP	Nm	lb.in.	
R $\rightarrow$	1.64	540	95.5	130		std
	2.29					
	3.19					
	1000	99.0	135			X



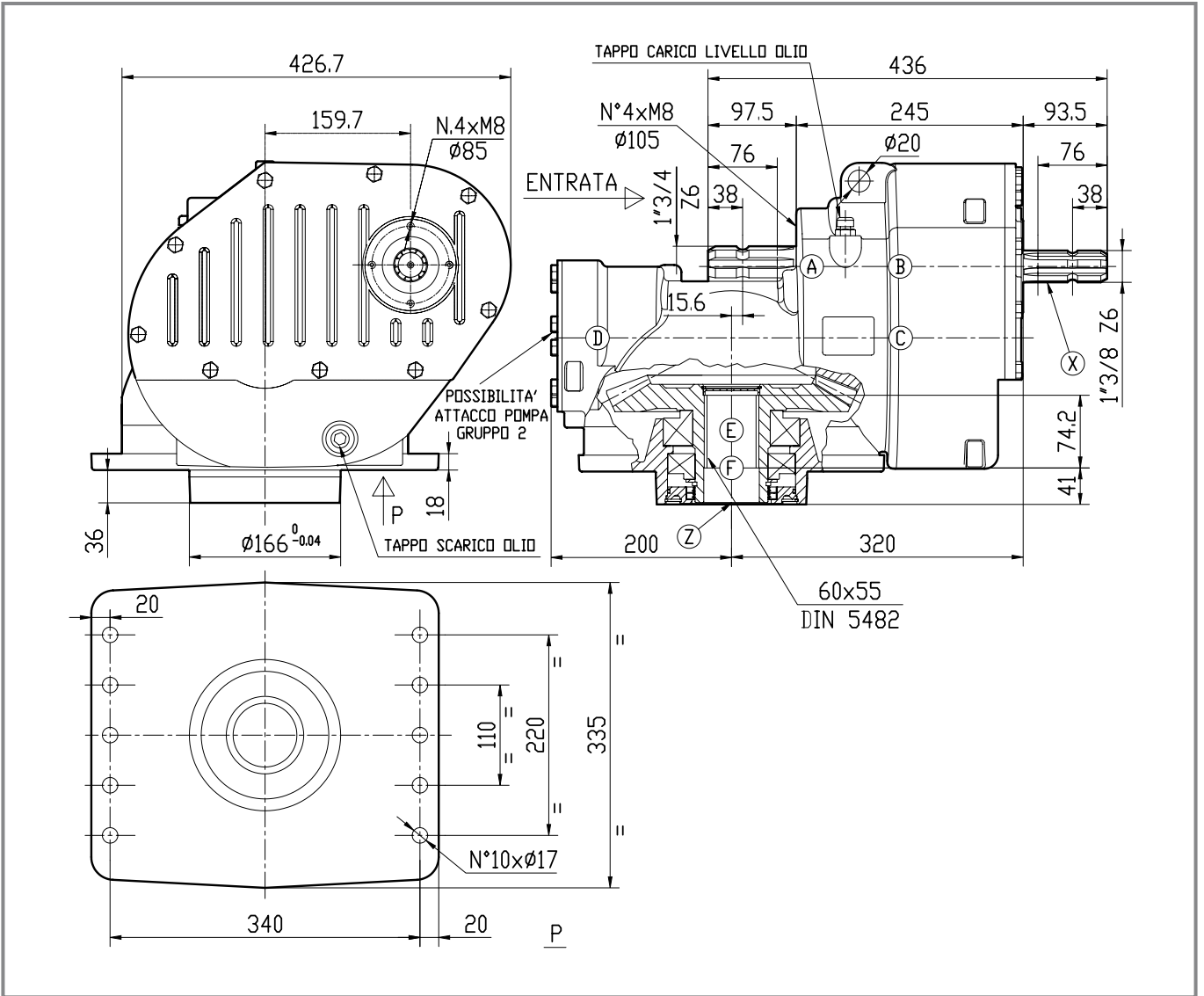
NOTA: Disponibili rapporti di riduzione compresi tra 1.17 e 5.27.  
NOTE: Available ratios 1.17 to 5.27.

# MV-826F



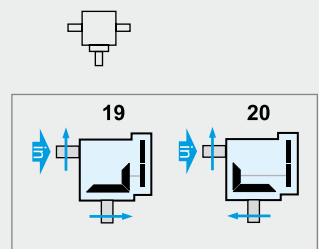
2.02

	[kg]	122		[l]	-
--	------	-----	--	-----	---

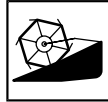


							std spec		
	rpm	kW	HP	Nm	lb.in.		Input		
R	3.35	1000	147	200			std	X	19-20

NOTA: Disponibili rapporti di riduzione compresi tra 2.30 e 4.21.  
NOTE: Available ratios 2.30 to 4.21.



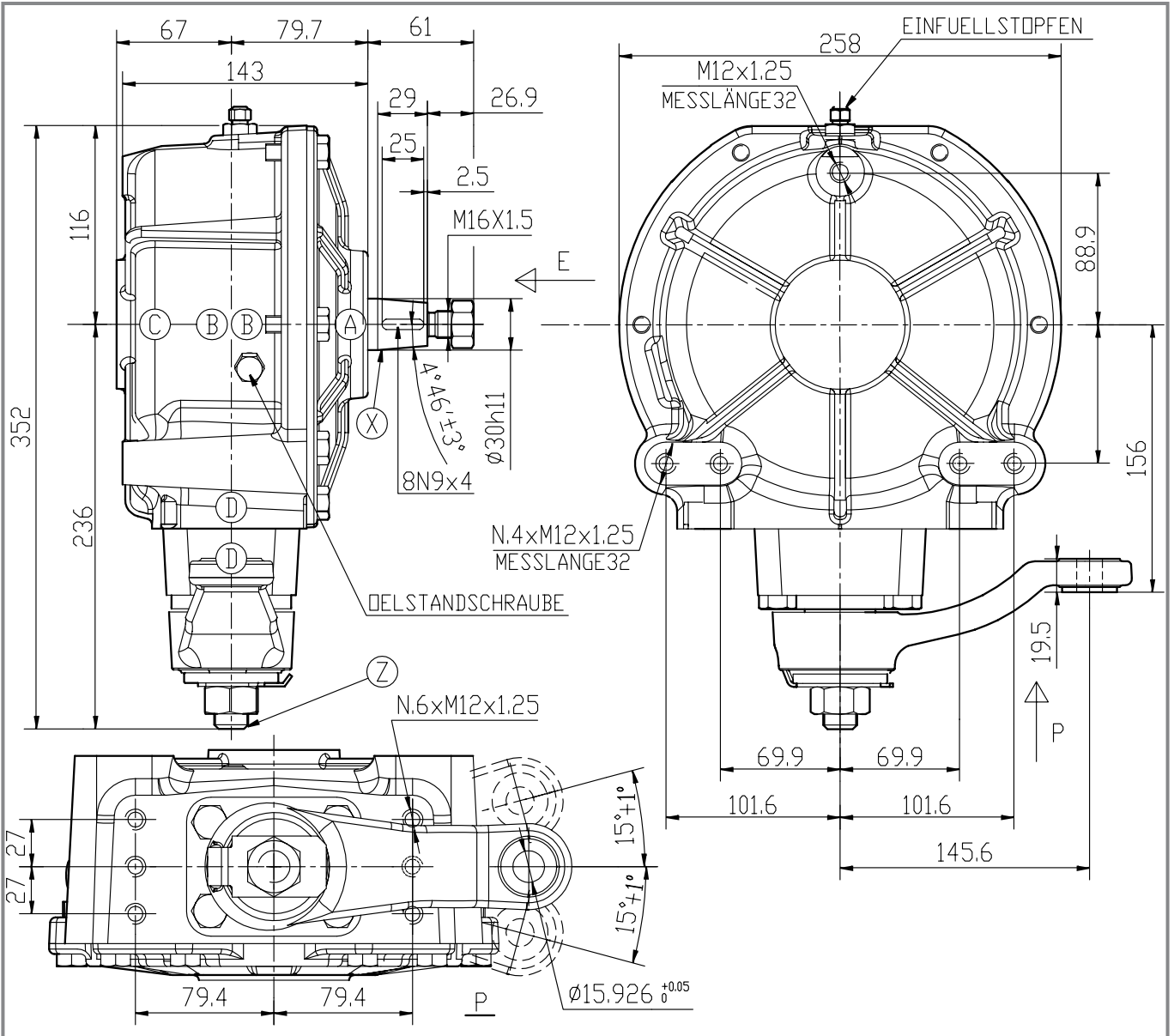
# OS-861



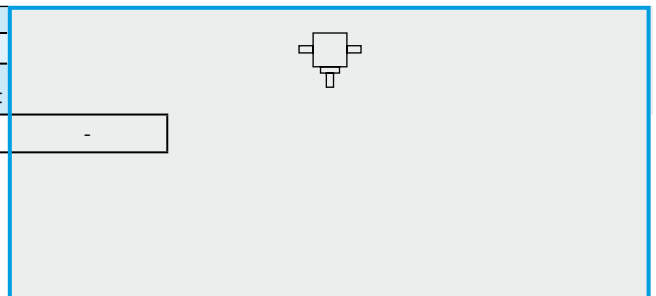
4.08



	[kg]	22.4		[l]	-
--	------	------	--	-----	---



i	rpm	kW	HP	Nm	lb.in.	std spec	Input
-	550÷600	-	-	-	-	-	-



# FR-3



0.00

1.05

Code **5351**




[kg]

8

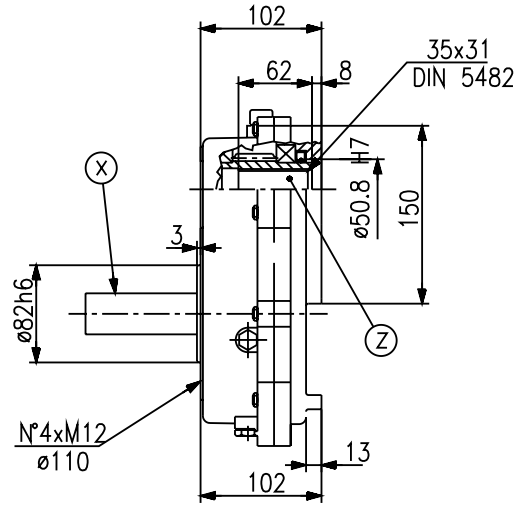
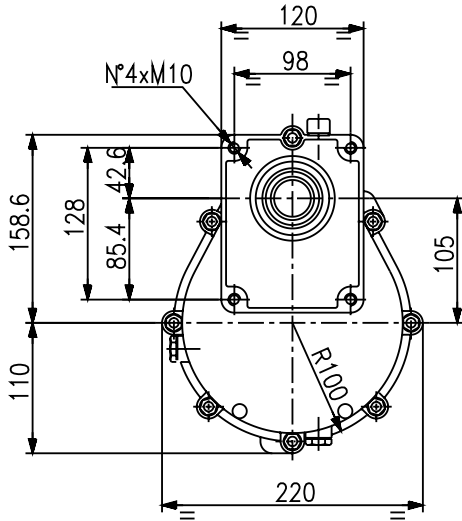








[ ]

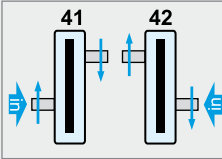
-



Disponibile connessione.  
Available connection.



i	 rpm	 kW	 HP			std spec	 Input		
				Nm	lb.in.				
M → →	<b>3.10</b>	540	<b>25</b>	34	138	1276	std	X	41-42
	<b>3.37</b>				127	1175			
	<b>1.77</b>				103	953			



# C-3A



4.06



Code **5367**

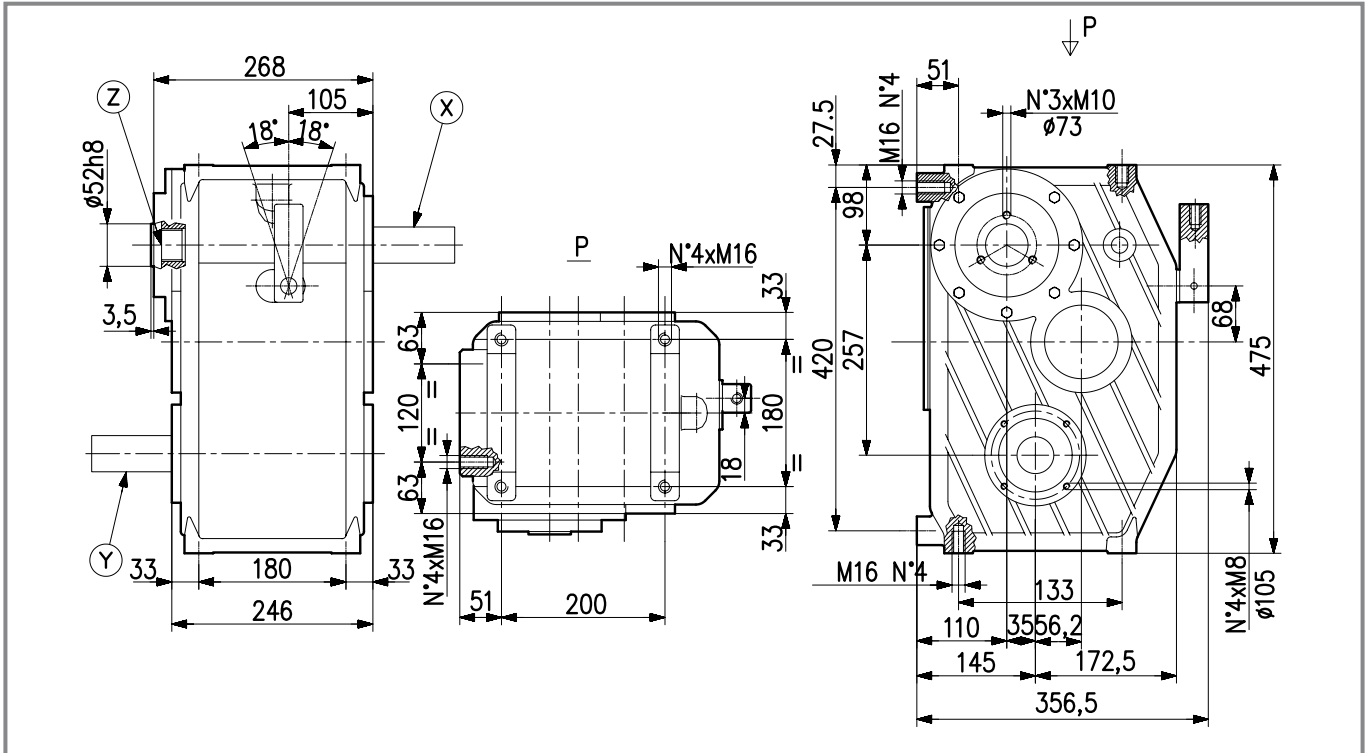


[kg] 100



[l] 9.3

Disponibile con attuatore idraulico o elettrico 3 posizioni.  
Available with hydraulic or electric actuator 3 positions.




i				std spec		Input			
	rpm	kW	HP	Nm	lb.in.				
1.00 - 1.80	540	92.0	125	-	-	std	X	-	
1.00 - 1.50	540	92.0	125	-	-	std	X	-	
1.28 - 2.30	1000	92.0	125	-	-	std	X	-	
1.80 - 2.73	1000	92.0	125	-	-			-	
1.80 - 3.20	1000	92.0	125	-	-			-	
Rinforzati	1.00 - 1.80	540	110	150	-	-	std	X	-
	1.25 - 1.67	540	110	150	-	-			-
	1.57 - 3.26	1000	110	150	-	-			-

# A-613R



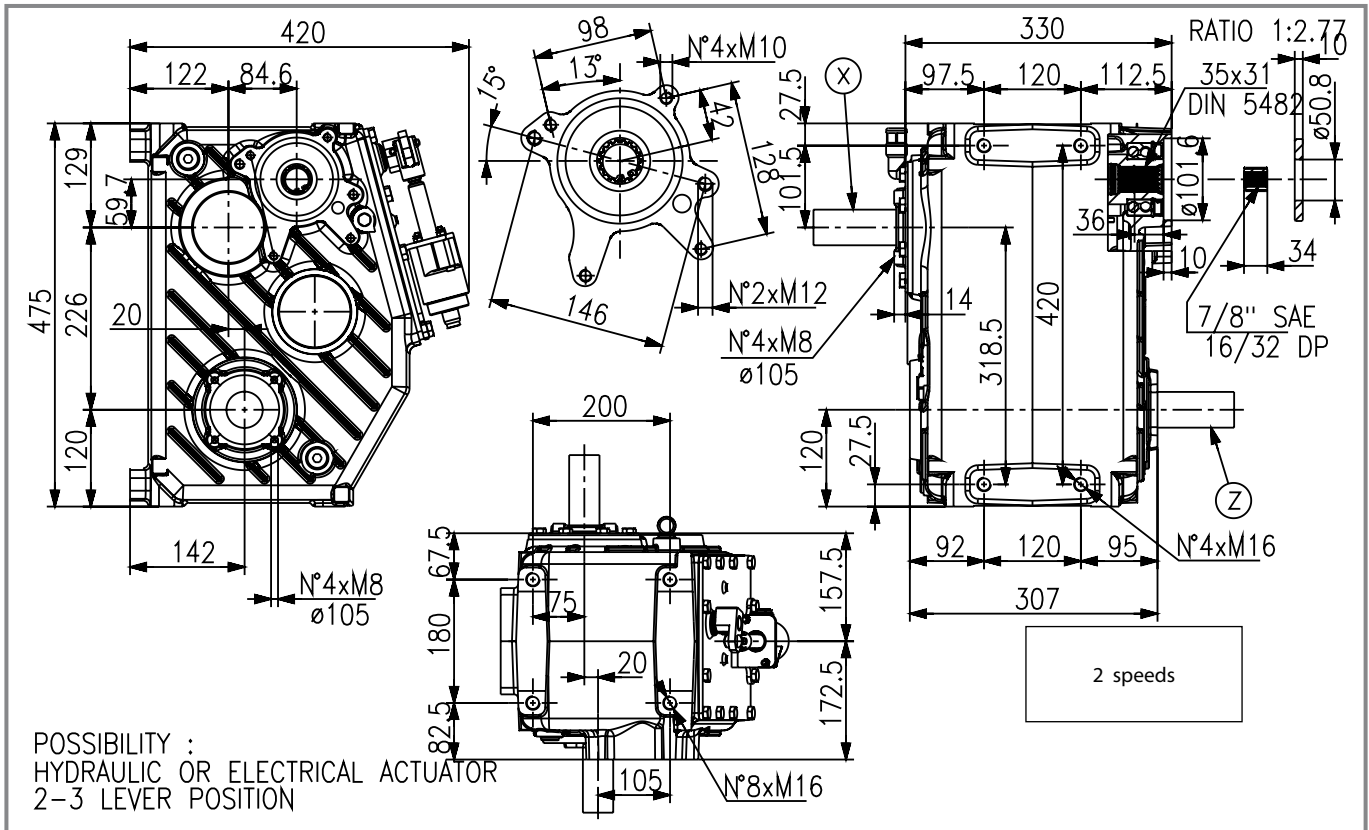
4.06



	[kg]	105 (2 speeds)		[l]	-
--	------	----------------	--	-----	---

Ingranaggi Elicoidali.  
Helical Gears.

Disponibile con attuatore idraulico o elettrico 3 posizioni.  
Available with hydraulic or electric actuator 3 positions.



i				std spec		Input	231
	rpm	kW HP	Nm lb.in.				
R $\rightarrow$ $\rightarrow$	1.00/1.50	540/1000	132.3 180	- -	std	Z	231
	1.00/1.80	540/1000					

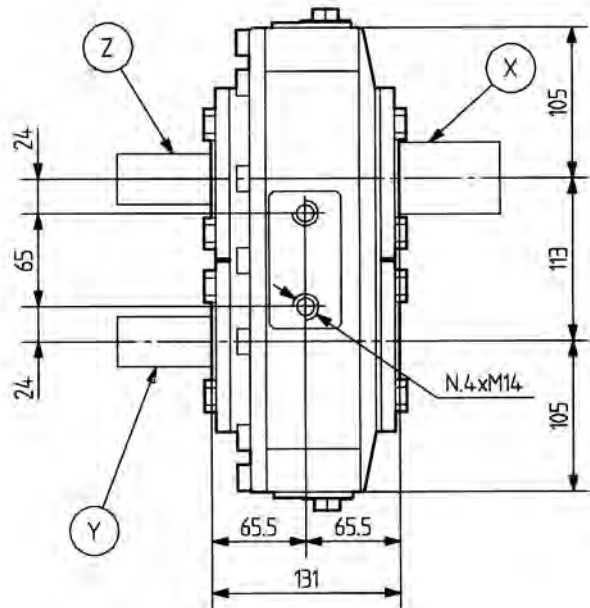
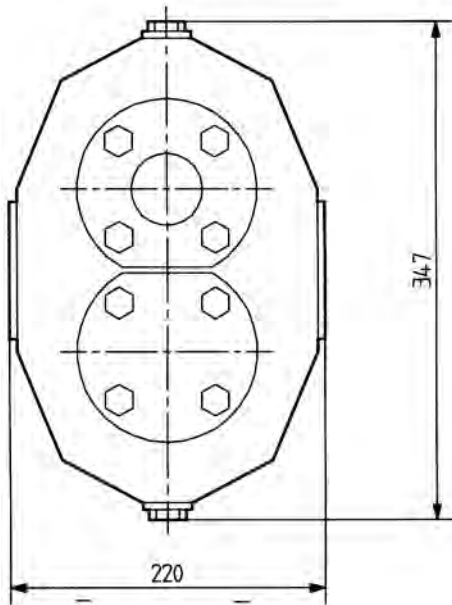
# MR-90



0.00

Code **95090**

	[kg]	27.5		[l]	0.8
--	------	------	--	-----	-----



	i				std spec		
		rpm	kW HP	Nm lb.in.		Input	
	<b>1.00</b>	540	<b>62.6</b> 85.0	1071 9921	std	X/Y	41-42
<b>M</b>	<b>1.90</b>	540	<b>64.0</b> 87.0	577 5344	std	X	41-42
<b>R</b>	<b>1.90</b>	540	<b>31.6</b> 43.0	1030 9535	std	Y	51-52

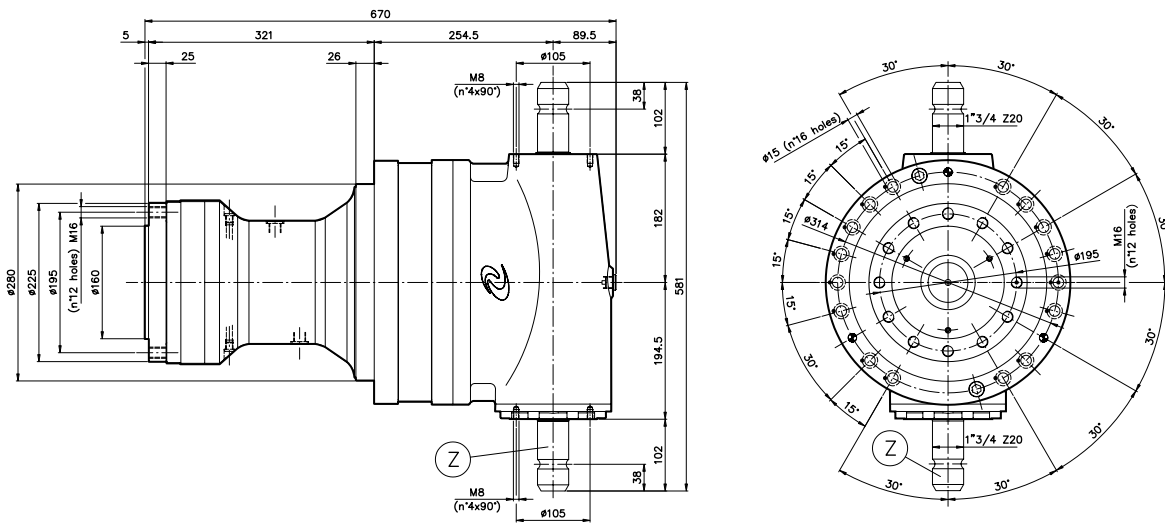

# PGA-1202



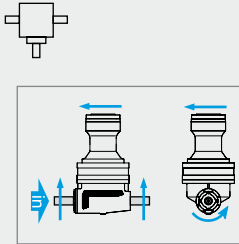
4.06



kg	[kg]	180	OIL	[l]	11
----	------	-----	-----	-----	----



R	i	rpm	kW	HP	Nm	lb.in.	std spec	Input	V37
	13.90		-	-	12800	113293			V37
	16.10	540	-	-	11600	102672	std	Z	
	19.40		-	-	9000	79659			





# PGA-1602



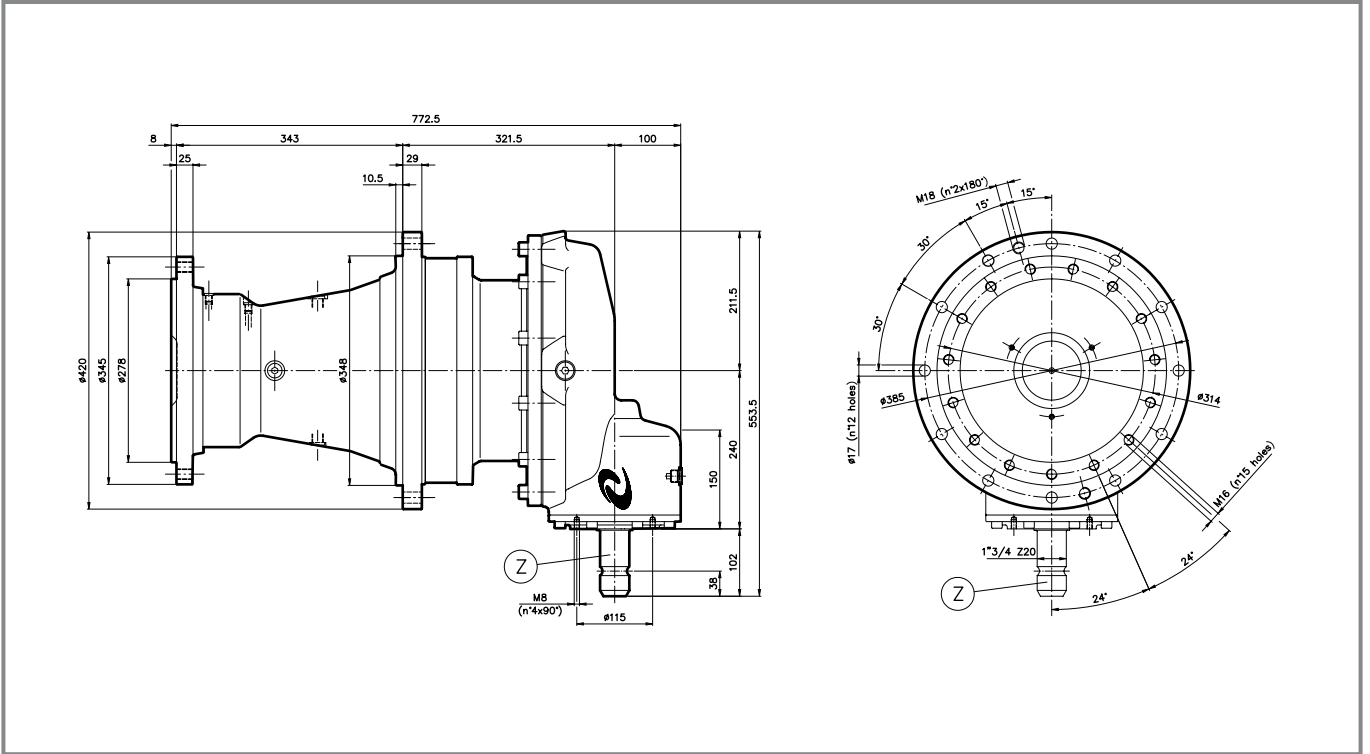
4.06



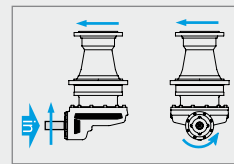
[kg] 280



[l] 15.5



R	i	rpm	kW / HP		daNm / lb.in.		std spec	Input	V37
			kW	HP	daNm	lb.in.			
+	16.13	540	-	-	1570	138945	std	Z	V37
	21.10		-	-	1205	106642			



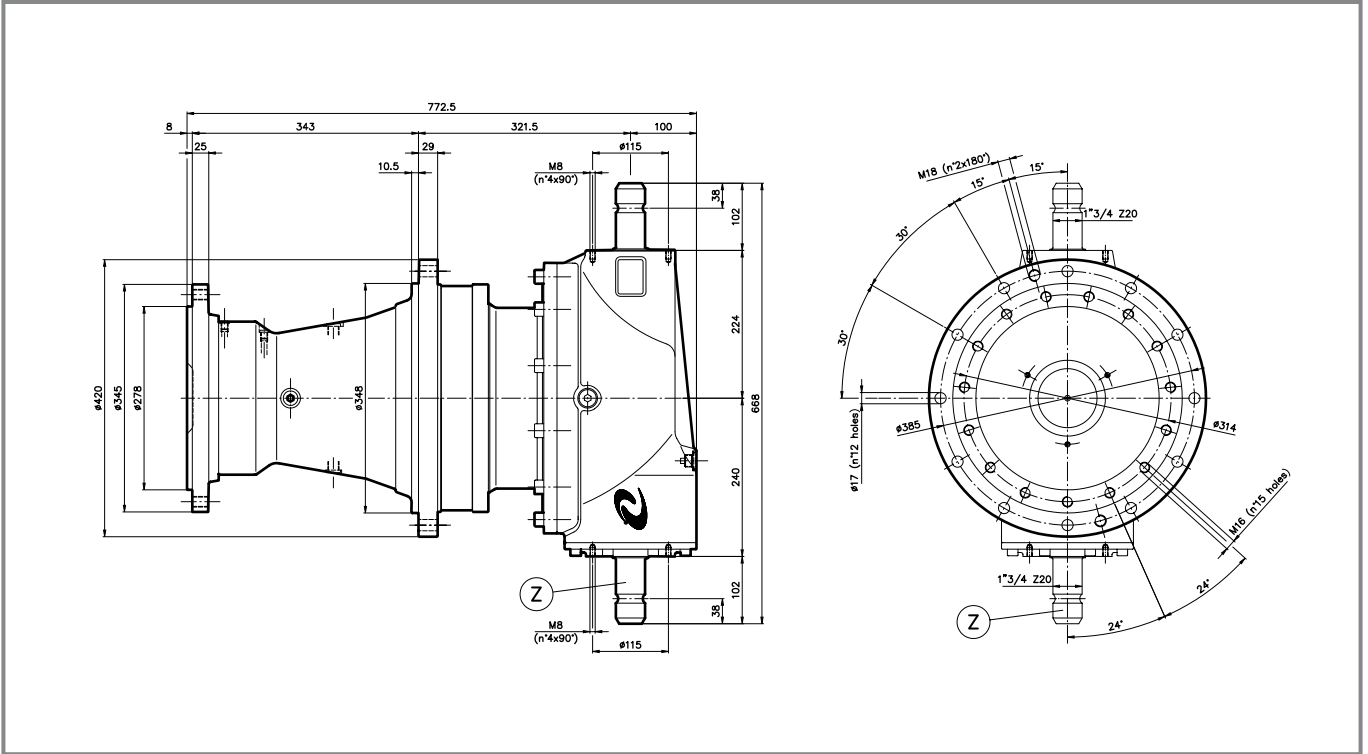
# PGA-1602



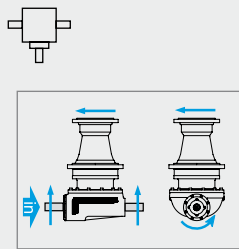
4.06



kg	[kg]	265	Oil	[l]	19.7
----	------	-----	-----	-----	------



i	rpm	kW HP		daNm lb.in.		std spec	Input	V37
R → + →	13.40*	-	-	1750	154890	std	Z	V37
	16.13	-	-	1570	138960			
	18.20	-	-	1350	119485			
	21.10	-	-	1201	106301			



\* Versione 4 satelliti.  
4 satellites version.



# PGA-1603



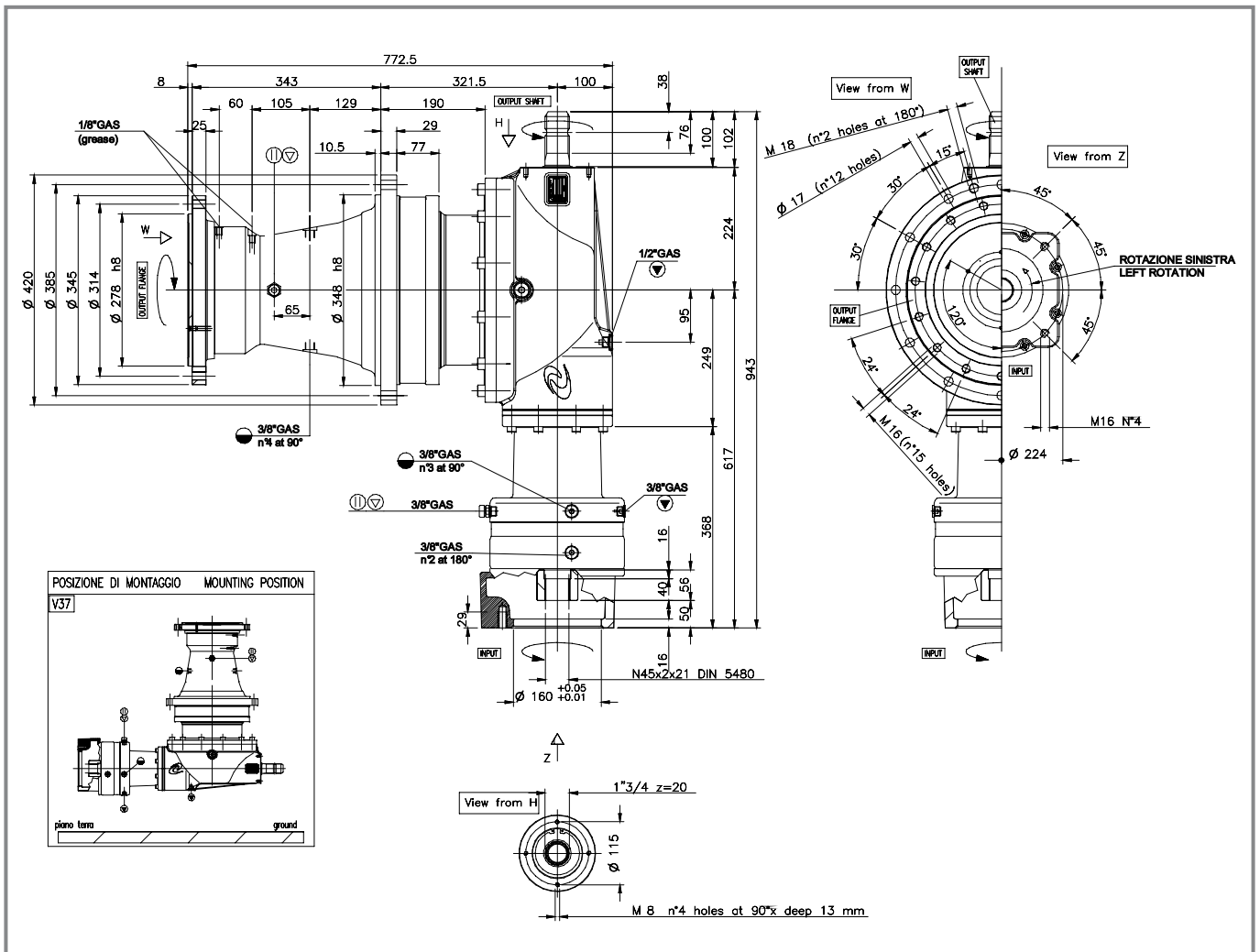
4.06



**kg** [kg]

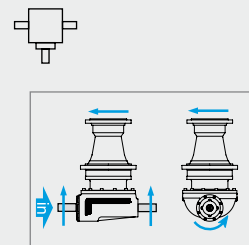
**OIL** [l]

Versione per attacco motore idraulico in entrata.  
Version for input hydraulic motor.



R	+	→	i						std spec	Input	V37
			rpm	kW	HP	daNm	lb.in.	std	Z		
			61	1500	-	-	1570	145225	std	Z	V37
			96.8	1500	-	-	1500	138750	std	Z	V37

Versione a 3 stadi.  
3 stages version.





# PGA-2503

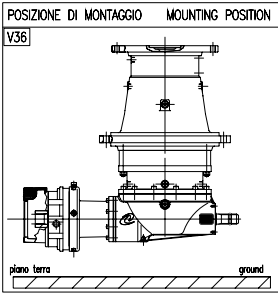
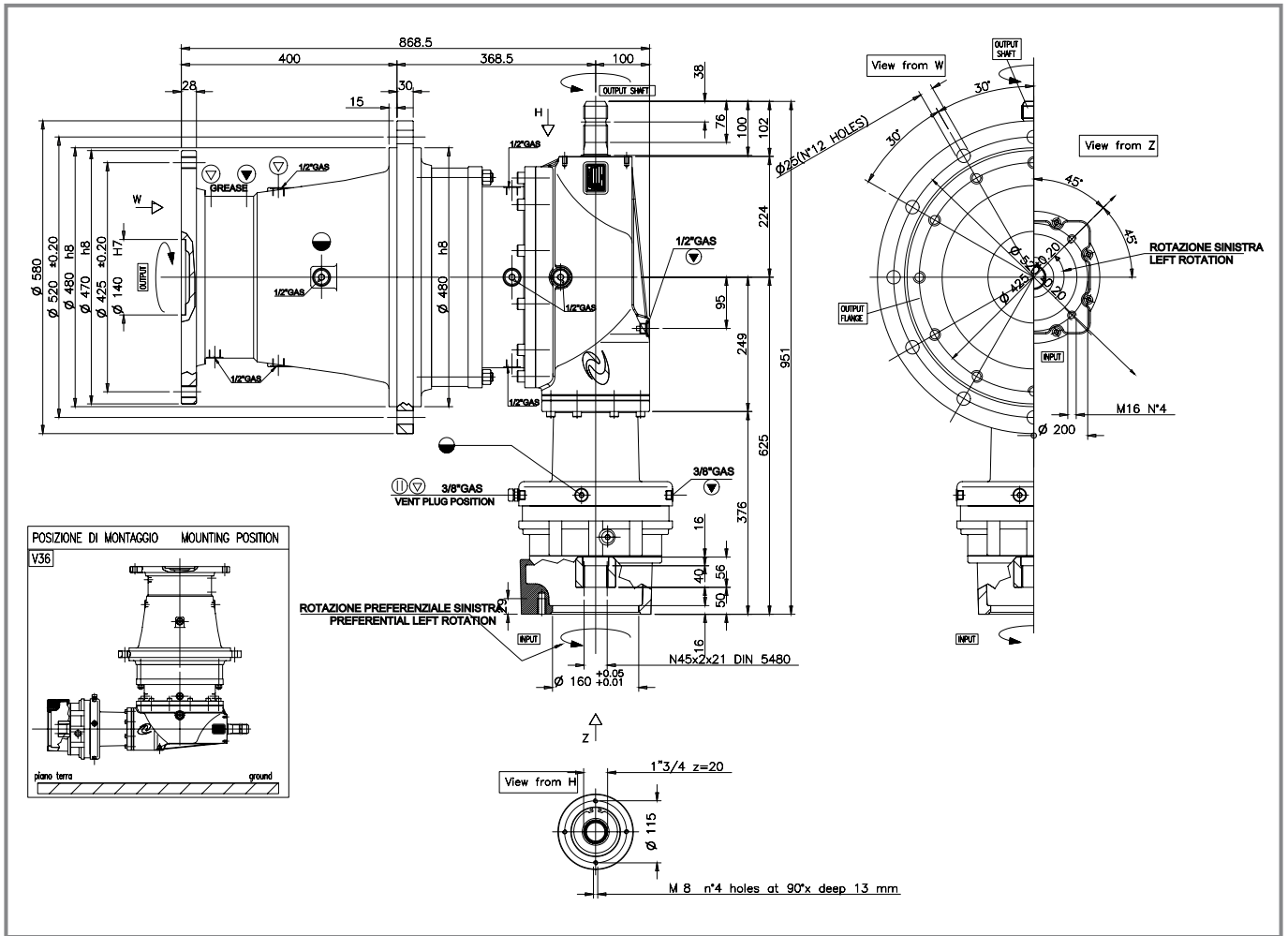


4.06

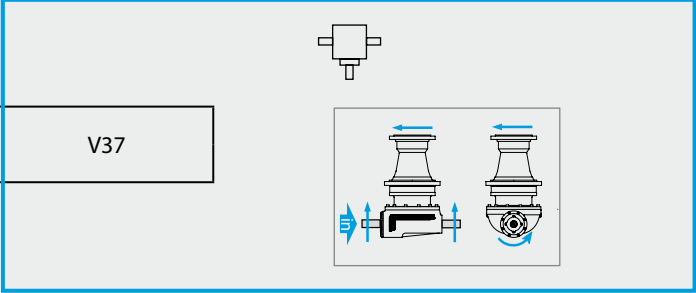


[kg]	[l]	-
------	-----	---

Versione per attacco motore idraulico in entrata.  
Version for input hydraulic motor.



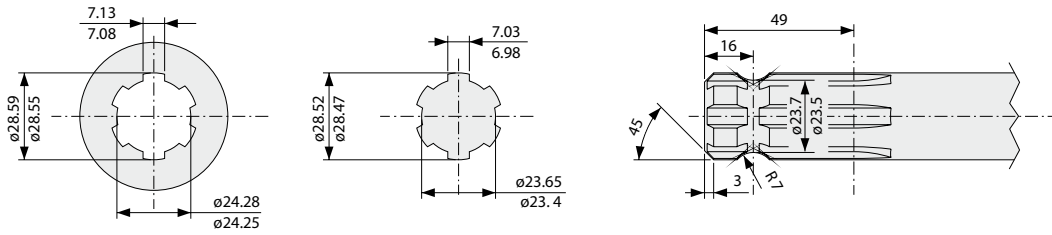
	i	rpm	kW	HP	daNm	lb.in.	std spec	Input
R → + →	72	1500	-	-	2378	219965	std	Z
	86.65				2000	185000		



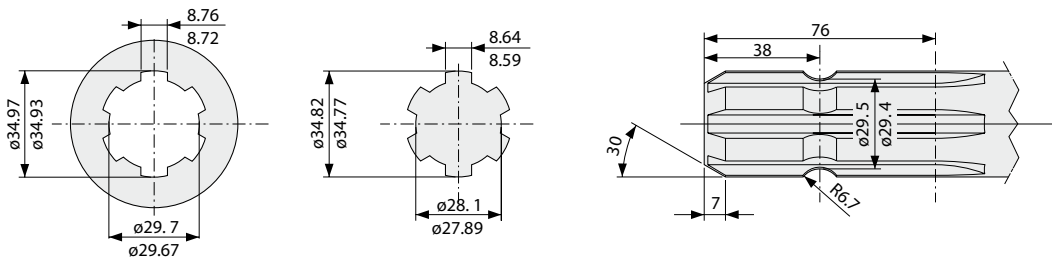


# Dimensioni Profili Scanalati / Grooved Splines Dimensions

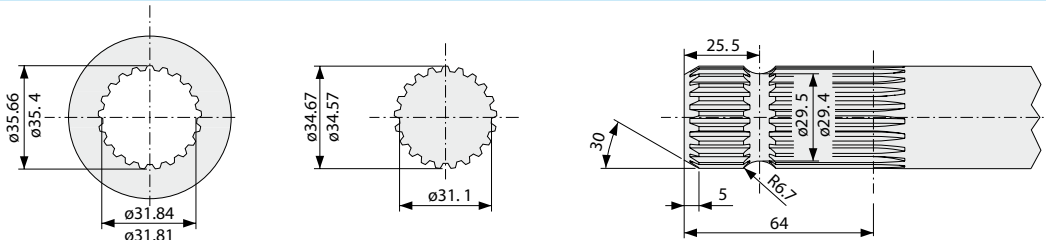
## 1 1/8" Z6



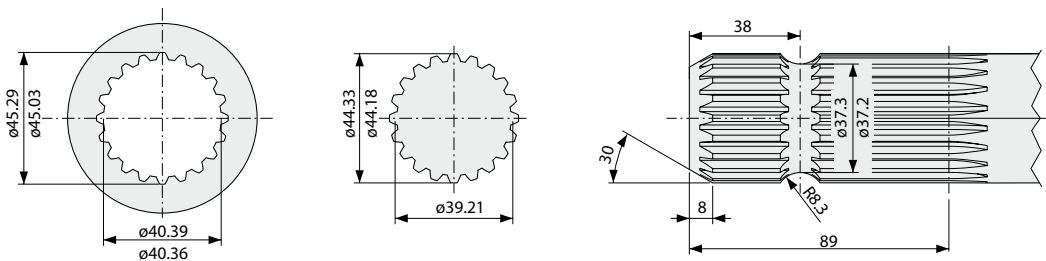
## 1 3/8" Z6



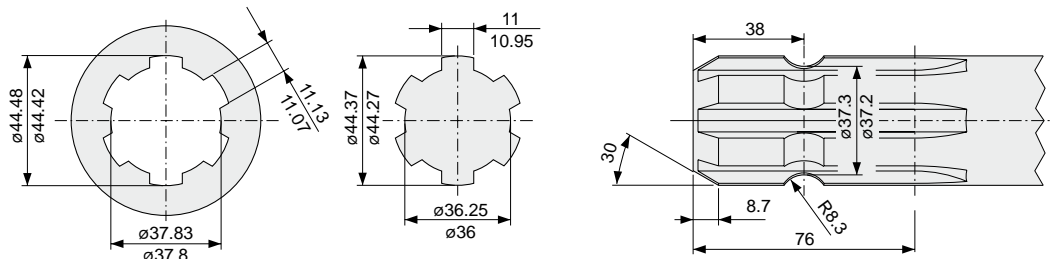
## 1 3/8" Z21



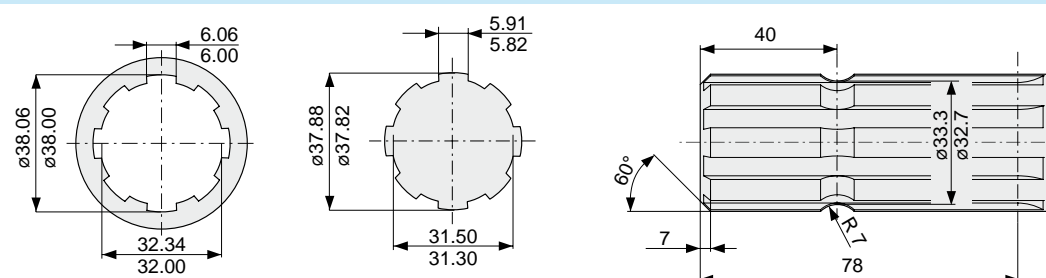
## 1 3/4" Z20



## 1 3/4" Z6




## 8 x 32 x 38









CI-ADV GB 09/14 Gearboxes Technical



**comer industries**  
gearboxes

**Comer industries SpA**  
**Operating Unit Gearboxes**

42046 Reggiolo (RE) Italy - Via Magellano, 27 - Tel. +39 0522 974111 - Fax +39 0522 973249

[www.comerindustries.com](http://www.comerindustries.com) - [info@comerindustries.com](mailto:info@comerindustries.com)

Comer Industries di riserva la facoltà di modificare i dati tecnici senza preavviso. Per ulteriori informazioni contattare il nostro servizio tecnico-commerciale  
*Comer Industries reserves the right to modify technical data without prior notice. For further information, contact our Customer Service Office*

